

April 25, 2026

This dashboard shows respiratory virus activity and trajectories for the week ending on April 25, 2026.

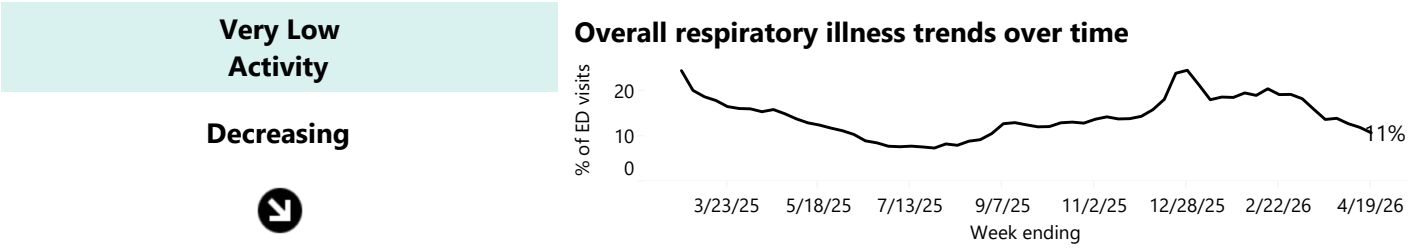


To view emergency department activity level data for a region, use this dropdown

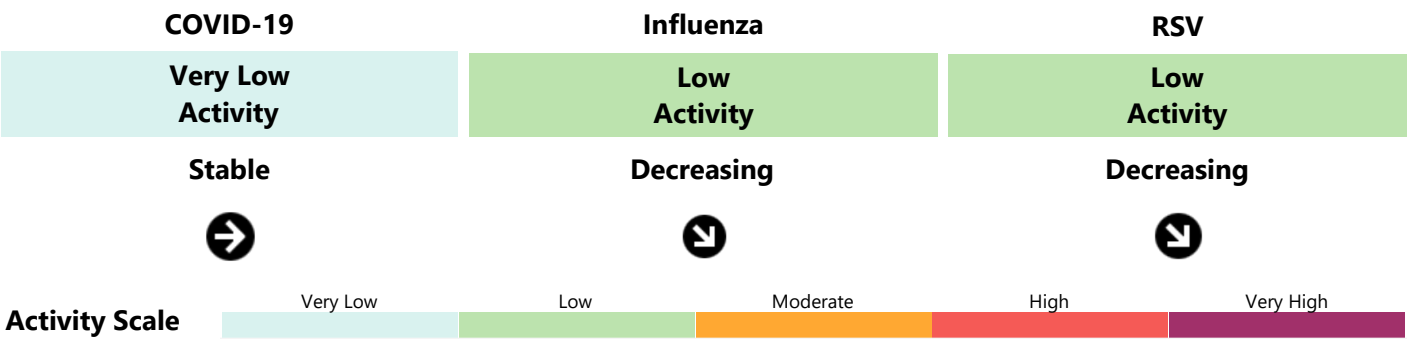
Northeastern Region

Northeastern Region respiratory illness activity based on emergency department (ED) visits

This represents a wide variety of respiratory illnesses that lead to ED visits, ranging from the common cold to COVID-19, flu, and RSV.



Northeastern Region virus-specific activity based on emergency department visits



Statewide virus-specific activity and trajectory based on laboratory testing

Top five respiratory viruses circulating statewide based on laboratory testing data

Data for week ending on April 25, 2026

This list shows the 5 respiratory viruses with the highest percent test positivity for the most recent week with data. It also shows the virus's trajectory.

- Rhinovirus/Enterovirus
- RSV
- HMPV
- Seasonal coronavirus
- Adenovirus

List of respiratory viruses included in this analysis

- Adenovirus
- Seasonal coronaviruses (CoV)
- SARS-CoV2
- Human metapneumovirus (HMPV)
- Influenza A
- Influenza B
- Parainfluenza
- Rhinovirus/enterovirus (Rhino/enterovirus)
- Respiratory syncytial virus (RSV)

View data for all viruses:



View additional dashboards:

Emergency Department



Laboratory Testing



Hospitalizations



Deaths



Wastewater



Influenza-like Illness



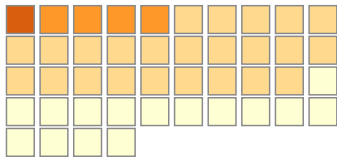
COVID-19 Wastewater Monitoring in Wisconsin

Dashboard Updated: 5/4/2026

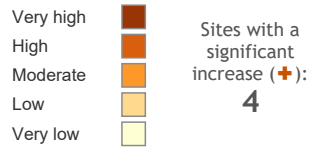
Total population served: 2,944,691

Slide to pick start date
2/27/2025

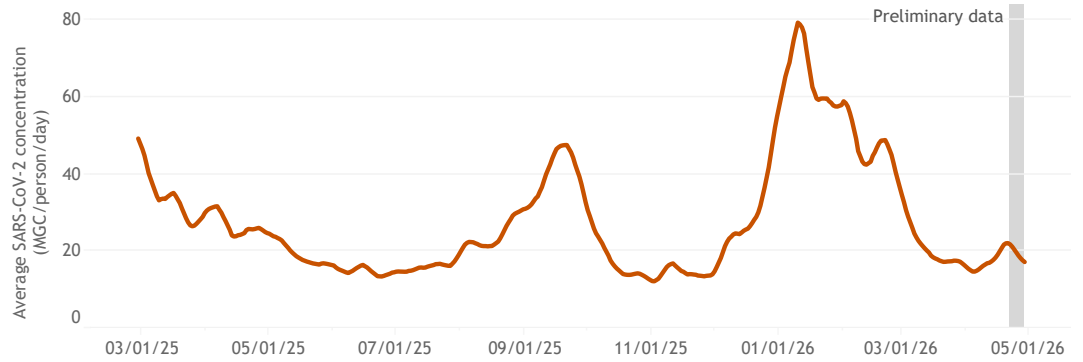
Statewide presence of SARS-CoV-2 in wastewater



SARS-CoV-2 concentration categories



Statewide average SARS-CoV-2 levels in wastewater over time



Click on the list to select a sewershed. Click again to deselect.

Significant increase (+)

Appleton

Estimated population served: 72,810

Category:

Low

Trajectory:

No alert

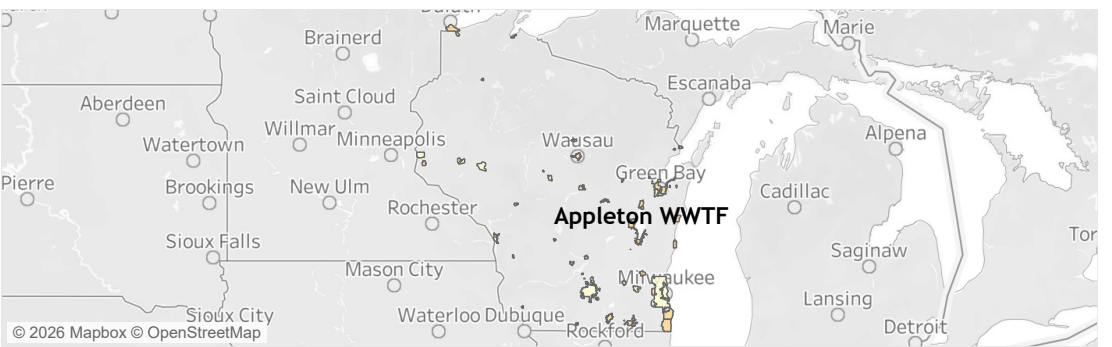
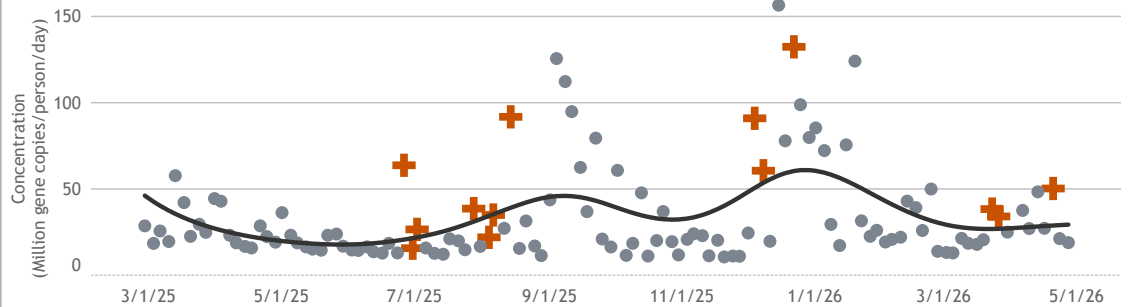
- Appleton
- Ashland
- Baraboo
- Black River Falls
- Brookfield (Fox River)
- Clintonville
- De Pere
- Eau Claire
- Fond du Lac
- Green Bay
- Hartford
- Hayward
- Hudson
- Janesville
- Kenosha
- La Crosse
- Lancaster
- Lodi
- Madison
- Manitowoc
- Marinette
- Marshfield
- Mauston
- Menomonie
- Merrill
- Milwaukee (Jones Island)
- Milwaukee (South Shore)
- Monroe

Wastewater concentration of SARS-CoV-2 within the Appleton sewershed

- Linear Scale
- Log Scale

A linear scale is more helpful to follow short-term trends over time.
A log scale is more helpful when there are major increases or decreases.

Slide to pick start date
2/27/2025



© 2026 Mapbox © OpenStreetMap