

Total Passengers

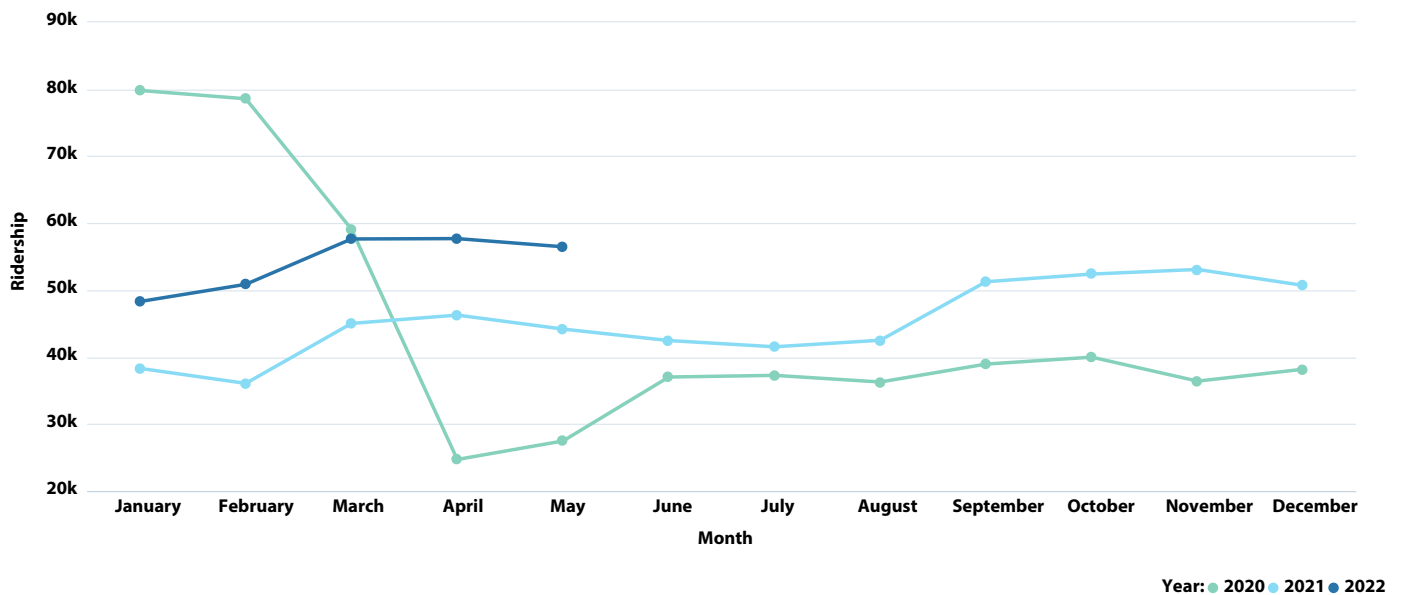
56,476

 **28%**
 change **44,185**
 prev. year

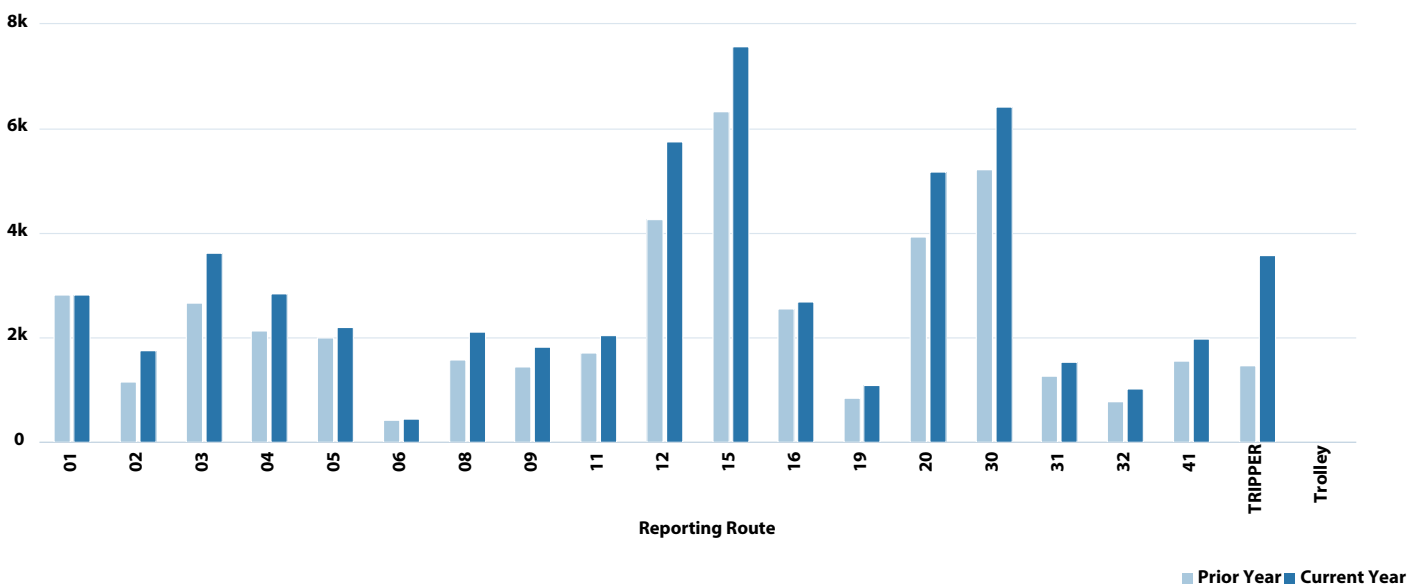
Monthly Fare Group Trend

Fare Group Desc	Prior Year	Current ▼	% Change
Passes & Tickets	20,675	23,348	12.9%
AASD	7,110	11,525	62.1%
Cash	7,513	8,895	18.4%
Transfers	6,866	7,403	7.8%
FVTC	1,428	3,251	127.7%
Free	591	1,412	138.9%
Lawrence University	-	642	-

Monthly Ridership Trend by Year



Monthly Ridership by Route



FafS^BSeeWYVt

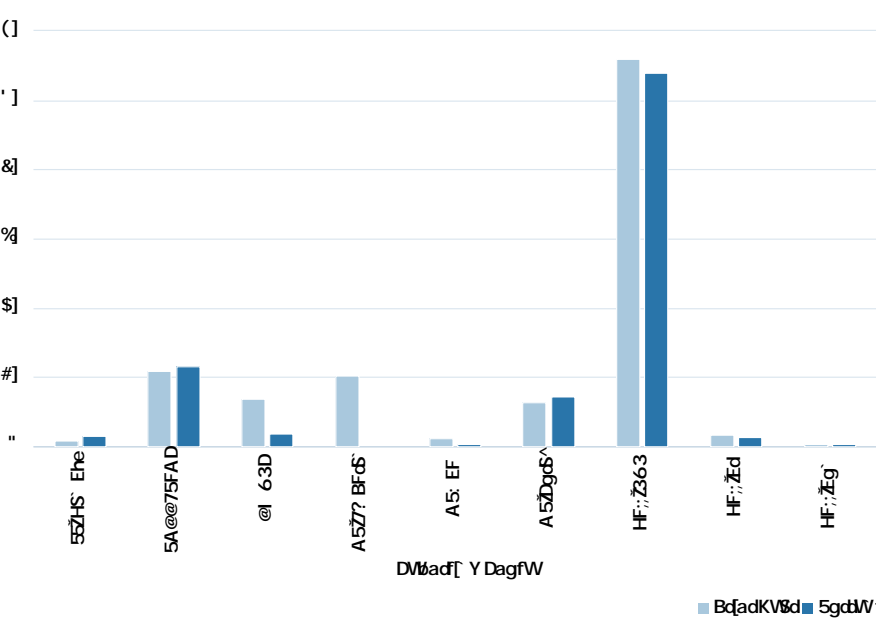
)t* \$&

↘ Ž#) . +1&\$%
LZS` YW bdWzkV8d

D[VWtZ[b FdWV Tk KV8d



? a` fZ`k D[VWtZ[b Tk DagfW



5ZS` YW[D[VWtZ[b Tk BdaYdS_

DVtad[Y DagfW BqadKV8d 5gdtWfKV8d ▼ % 5ZS` YW

HF::Z363	' P' +\$	' P%+	Ž/8d ,
5A@@75FAD	#" +%	#" #'	' Ž() .
A5ZdgS^	(%&) \$\$	#%Ž* .
@l 63D	(+"	#* *	Ž) \$Ž' .
55ZHS` Ehe	**	#' +	*" Ž* .
HF::Zd	#(\$	#\$)	Ž\$#Ž" .
A5: EF	##*	%	Ž* Ž& .
HF::Zg	%\$	%	# Ž% .
A5Z7? BFdS	#" #&	,	Ž" " Ž" .