



City of Appleton

100 North Appleton Street
Appleton, WI 54911-4799
www.appleton.org

Meeting Agenda - Final Fox Cities Transit Commission

Wednesday, March 28, 2018

3:00 PM

Council Chambers, 6th Floor

1. Call meeting to order

2. Roll call of membership

3. Approval of minutes from previous meeting

[18-0424](#) Approval of minutes from previous meeting

Attachments: [MeetingMinutes 2-28-18.pdf](#)

4. **Public Hearings/Apearances**

[18-0425](#) Public Participation on Agenda Items

5. **Action Items**

[18-0426](#) Approval of Payments

Attachments: [February 2018 Check Register.pdf](#)
[February 2018 P-Card Statement.pdf](#)

[18-0427](#) Award Valley Transit Maintenance Pit Repair Project contract to Miron Construction Co.

Attachments: [2018 VT Maintenance Pit Repairs.pdf](#)

6. **Information Items**

[18-0428](#) Financial Report

Attachments: [2018 FCTC Monthly Income Statement.pdf](#)
[2018 FCTC Monthly Income Statement PT.pdf](#)

[18-0429](#) Ridership and Revenue

Attachments: [2018 February Ridership.pdf](#)

[18-0430](#) Update on Commissioner Information Requests

Attachments: [FCTC Information Request Memo.pdf](#)

[18-0431](#) Pending Items

Attachments: [Pending Items.pdf](#)

[18-0432](#) Request for Future Agenda Items

7. Next Meeting Date & Time

- April 11, 2018, 3:00 PM

- April 25, 2018, 3:00 PM

8. Adjournment

Notice is hereby given that a quorum of the Common Council may be present during this meeting, although no Council action will be taken.

Reasonable Accommodations for Persons with Disabilities will be made upon Request and if Feasible.



City of Appleton

100 North Appleton Street
Appleton, WI 54911-4799
www.appleton.org

Meeting Minutes - Final Fox Cities Transit Commission

Wednesday, February 28, 2018

3:00 PM

Council Chambers, 6th Floor

1. Call meeting to order

2. Roll call of membership

Present: 10 - Kasimor, Vice Chair Buckingham, Nau, Chairperson Lobner, Dvorachek, Dearborn, Schroeder, Wurdinger, Wilson and Dexter

Excused: 2 - Detienne and Brown

3. Approval of minutes from previous meeting

[18-0223](#)

Approval of minutes from previous meeting

Attachments: [1-24-18 FCTC Meeting Minutes.pdf](#)

Alderperson Dvorachek moved, seconded by Commissioner Schroeder, that the Minutes be approved. Voice Vote. Motion Carried.

4. Public Hearings/Apearances

[18-0019](#)

Public Participation on Agenda Items

There was no public participation on the agenda items.

5. Action Items

[18-0225](#)

Approve Addendum to Fox Valley Technical College Student Pass Contract

Attachments: [2018 FVTC Addendum memo.pdf](#)
[2018 FVTC Addendum.pdf](#)
[2015 FVTC Contract.pdf](#)

Commissioner Wurdinger moved, seconded by Alderperson Dvorachek, that the Report Action Item be recommended for approval. Voice Vote. Motion Carried.

6. Information Items

[18-0224](#)

Approval of Payments

Attachments: [January 2018 Check Register.pdf](#)
 [January 2018 P-Card Statement.pdf](#)

This action item was moved to information items.

Aldersperson Dvorachek moved, seconded by Commissioner Nau, that the Report Action Item be approved. Voice Vote. Motion Carried.

[18-0226](#)

Approve 2018 Federal Section 5310 Sub-recipient Contract

Attachments: [2018 5310 Contract memo.pdf](#)
 [2018 5310 Grant Agreement LSS.pdf](#)
 [2018 5310 Grant Agreement LSS Attachment A.pdf](#)

This action item was moved to information items.

Aldersperson Dvorachek moved, seconded by Vice Chair Buckingham, that the Report Action Item be approved. Voice Vote. Commissioner Nau abstained. Motion Carried.

[18-0227](#)

Financial Report

Attachments: [2018 FCTC Monthly Income Statement.pdf](#)
 [2018 FCTC Monthly Income Statement PT.pdf](#)

This Presentation was presented.

[18-0228](#)

Ridership and Revenue

Attachments: [January Ridership and Revenue.pdf](#)
 [January Ridership Report handout.pdf](#)

This Presentation was presented.

[18-0229](#)

Review of Valley Transit Service Requests

Attachments: [Service Request Review memo.pdf](#)

This Presentation was presented.

[18-0230](#)

Pending Items

Attachments: [Pending Items.pdf](#)

This Presentation was presented.

[18-0231](#)

Request for Future Agenda Items

This Presentation was presented.

7. Next Meeting Date & Time
 - March 14, 2018, 3:00 PM
 - March 28, 2018, 3:00 PM

March 14, 2018, 3:00 PM meeting is cancelled.

8. Adjournment

A motion was made by Commissioner Schroeder, seconded by Alderperson Dvorachek, that this meeting was adjourned. The motion carried unanimously.

Check No.	Check Date	Payee Number	Payee Name	Voucher Number	Explanation -Remark-	Payment Amount	Bus. Unit	Obj Acct	Sub	Subl	Voucher Amount	Dis Take
533743	02/07/18	252304	GENFARE, DIVISION	380481	S/A PCB, TRIM CONVEY	3,542.50-	580	2160			1,642.14	
				380481	S/A PCB, TRIM CONVEY		5820	6326				
				380482	S/A PCB, MOTOR CONTR		580	2160			394.86	
				380482	S/A PCB, MOTOR CONTR		5820	6326			.01-	
				380483	MOTOR, DRIVE-12VDC		580	2160			1,118.73	
				380483	MOTOR, DRIVE-12VDC		5820	6326			.02	
				380484	S/A, COIN VALIDATOR		580	2160			386.76	
total											3,542.50	
533756		18438	LEVENHAGEN OIL CO	380491	#2 Ultra Low Sulfur	16,579.38-	580	2160			16,579.38	
total											16,579.38	
533760		84419	LUTHERAN SOCIAL S	380408	mrh 5310 4th qtr op/	30,950.00-	5860	6599		1822	12,374.00	
				380408	mrh 5310 4th qtr mm/		5860	6599		1822	18,576.00	
total											30,950.00	
533767		257341	NATIONWIDE TRUST	380441	pehp plan contributi	28,482.37-	5840	6114			22,569.60	
				380441	pehp plan contributi		5840	6115			5,912.77	
total											28,482.37	
533768		268787	NEW FLYER OF AMER	380409	new bus training	15,789.60-	5820	6201			15,789.60	
total											15,789.60	
533777		288606	POMP'S TIRE - APP	380492	305/70RSS.5/20 CNTNT	2,113.20-	580	2160			2,113.20	
total											2,113.20	
533778		178061	RADIO ENGINEERING	380493	HDD MODULE, HD5,2TB	3,046.45-	580	2160			3,046.45	
total											3,046.45	
533780		313461	RED SHOES PR, INC	380494	January services	2,996.25-	580	2160			2,996.25	
total											2,996.25	
533813	02/14/18	224354	ABC COMPANIES	380541	bus parts	133.32-	5820	6326			133.32	
total											133.32	
533818		58712	AT&T	380582	2/18 security system	693.40-	5810	6413	7		277.36	
total											277.36	
533831		180890	CHEM STATION OF W	380545	cleaning solution	1,313.76-	5820	6309	1		1,313.76	
total											1,313.76	
533838		35828	DEPARTMENT OF WOR	380547	reimb unemployment b	4,201.28-	5840	6155			1,399.04	
total											1,399.04	
533852		196091	KWIK TRIP, INC	380505	fuel	1,945.85-	5820	6322			207.95	
				380505	fuel		5840	6322			1,788.90	
				380505	fuel		5840	6322			51.00-	
total											1,945.85	
533871		18711	RICOH USA, INC.	380615	VT Lease	7,685.92-	5810	6320	1		31.34	
				380615	VT Lease		5810	6320	1		195.51	
				380615	VT Copies		5810	6320	1		84.90	
total											311.75	
533939	02/21/18	162886	FOX VALLEY CAB	380645	nw dar fares	8,074.50-	5860	4875		1813	2,082.50-	
				380645	nw dar fares		5860	4875		1813	105.00-	
				380645	nw dar fares		5860	4875		1813	504.00-	
				380645	nw dar fares		5860	6408		1813	8,330.00	

Page - 2
Date - 03/21/18

Check No.	Check Date	Payee Number	Payee Name	Voucher Number	Explanation -Remark-	Payment Amount	Bus. Unit	Obj Acct	Sub	Sub1	Voucher Amount	Dis Take
533939	02/21/18	162886	FOX VALLEY CAB	380645	nw dar fares	8,074.50-	5860	6408		1813	420.00	
				380645	nw dar fares		5860	6408		1813	2,016.00	
total											8,074.50	
533953		17806	KOBUSSEN BUSES, L	380648	rural fares, shelter	58,679.73-	5860	4875		1809	3,918.00-	
				380648	rural fares, shelter		5860	6408		1809	16,321.08	
				380648	rural fares, shelter		5860	6408		1808	46,276.65	
total											58,679.73	
533960		116759	NEW HOPE CENTER,	380650	jan service	17,660.70-	5860	6408		1815	17,660.70	
total											17,660.70	
533976		246271	RUNNING, INC.	380660	ochst jan	181,186.92-	5860	6408		1810	855.95	
				380661	Connector Tickets		580	2131			2,598.00	
				380661	Agency Local Share		580	2131			498.00	
				380661	Agency Local Share		5860	4230		1819	498.00-	
				380661	Connector ESA Fares		5860	4875		1820	948.00-	
				380661	Connector ESH Fares		5860	4875		1819	5,376.00-	
				380661	ESA Ticket Revenue		5860	4875		1820	624.00-	
				380661	ESH Ticket Revenue		5860	4875		1819	1,974.00-	
				380661	Connector ESA		5860	6408		1820	8,056.50	
				380661	Connector ESH		5860	6408		1819	31,360.00	
				380661	Fuel escalator/deesc		5860	6408		1819	357.14	
				380662	VTII Premium		580	2130			9,504.00	
				380662	VTII Agency		580	2132			19,750.00	
				380662	Local Share of Agenc		580	2132			23,178.75	
				380662	VTII Basic		580	2133			8,704.00	
				380662	Local Share of Agenc		5850	4230			23,178.75-	
				380662	Tickets		5850	4875		1805	37,958.00-	
				380662	VTII Cash Fares		5850	4875		1805	4,796.00-	
				380662	VT II		5850	6408		1805	146,665.30	
				380662	Fuel Escalator		5850	6408			1,276.08	
				380662	Elderly Fares		5860	4875		1806	1,096.00-	
				380662	Sunday Fares		5860	4875		1807	869.00-	
				380662	Elderly		5860	6408		1806	4,425.10	
				380662	Sunday		5860	6408		1807	1,275.85	
total											181,186.92	
533996		37022	WE ENERGIES	380752	7216-827-232 Elec	43,422.47-	5810	6413	1		1,431.65	
				380752	7216-827-232 Gas		5810	6413	2		521.69	
				380752	5028-442-903		5810	6413	1		3,208.44	
				380752	5070-604-479		5810	6413	2		3,914.45	
				380752	0425-072-359		5810	6413	1		534.60	
				380752	6404-083-107		5810	6413	2		10.15	
total											9,620.98	
534039	02/28/18	182019	CALUMET COUNTY DE	380830	jan 2018 service/far	436.45-	5860	4230		1818	441.85	
				380830	jan 2018 service/far		5860	4875		1818	1,553.10-	
				380830	jan 2018 service/far		5860	6408		1818	1,547.70	
total											436.45	
534051		257295	FSC FINANCIAL SYS	380903	coin machine repair	167.99-	5810	6418			167.99	
total											167.99	
534052		252304	GENFARE, DIVISION	380794	ODYSSEY FAREBOX	14,888.70-	580	2160			13,339.00	
				380795	S/A.COIN HOPPER, \$1.		580	2160			988.50	
				380796	J1708 LICENSE		580	2160			326.25	
				380797	TVM coin validator r		580	2160			234.95	
total											14,888.70	
534060		18438	LEVENHAGEN OIL CO	380905	fuel	30,261.35-	5840	6322			15,251.35	
				380906	fuel		5840	6322			15,010.00	
total											30,261.35	

Page - 3
Date - 03/21/18

Check No.	Check Date	Payee Number	Payee Name	Voucher Number	Explanation -Remark-	Payment Amount	Bus. Unit	Obj Acct	Sub	Subl	Voucher Amount	Dis Take
534081	02/28/18	288606	POMP'S TIRE - APP	380893	305/70R22.5 BRM	2,422.15-	580	2160			2,422.15	
total											2,422.15	
534082		178061	RADIO ENGINEERING	380812	Cable, Camera to DVR	29.23-	580	2160			29.23	
total											29.23	
534085		173526	ROSS & WHITE COMP	380813	Refurbish bus washer	94,005.00-	580	2160			94,005.00	
total											94,005.00	
534086		239054	SAFELITE FULFILLM	380910	license 69425	203.99-	5820	6417			203.99	
total											203.99	
534098		8942	ULTIMATE CLEANING	380916	cleaning	33,429.00-	5830	6599			85.92	
total											85.92	
total											526,604.44	



J.P.Morgan

Spend Analysis by Merchant

Run Date: 03/21/2018
Report ID: 10013

Posting Date: 01/27/2018 - 02/26/2018

VALLEY TRANSIT
100 N APPLETON
APPLETON, WI 54911-4799 USA

Merchant Name	Amount	Amount % Of		Average Amount	Count	Count % Of	
		Total				Total	
AUTOMOTIVE SUPPLY CO	5,000.74	25.77		142.88	35	35.00	
NEW FLYER INDUSTRIES C	4,799.39	24.04		4,799.39	1	1.00	
LAKE SHORE CLEANERS IN	2,947.17	14.76		2,947.17	1	1.00	
PETERBILT WI APPLETON	1,646.37	16.24		205.80	8	8.00	
UFIRST *UNIFIRST CORP	914.62	4.58		914.62	1	1.00	
AMAZON MKTPLACE PMTS	538.55	2.70		134.64	4	4.00	
UNITED AIRLINES	481.00	2.41		481.00	1	1.00	
TCAW OCC HEALTH	478.80	2.40		478.80	1	1.00	
NOLTE?S SERVICE & 24 H	359.40	1.80		359.40	1	1.00	
SQU*SQ *QUICK PRINT CE	187.00	0.94		187.00	1	1.00	
QUILL CORPORATION	147.55	0.74		147.55	1	1.00	
VALLEY GLASS	128.00	0.64		128.00	1	1.00	
FEDEX 27388007	100.64	0.50		100.64	1	1.00	
TRUDIGITAL	98.00	0.49		98.00	1	1.00	
TLF*MEMORIAL FLORISTS	95.00	0.48		95.00	1	1.00	
MILLS FLEET FARM 100	57.77	0.29		57.77	1	1.00	
HYDROCLEAN EQUIPMENT I	52.00	0.26		52.00	1	1.00	
AIRGASS NORTH	51.12	0.26		51.12	1	1.00	
HOBBY-LOBBY #0193	50.16	0.25		50.16	1	1.00	
OFFICEMAX/DEPOT 6134	49.99	0.25		49.99	1	1.00	
SHOPKO 15 00100156	16.30	0.08		16.30	1	1.00	
SAMSClub #6321	12.42	0.06		12.42	1	1.00	
CITY OF MADISON PARKIN	11.70	0.06		11.70	1	1.00	
Total	18,223.69	100.00		272.00	67	67.00	



"...meeting community needs...enhancing quality of life."

**PARKS, RECREATION & FACILITIES
MANAGEMENT**

Dean R. Gazza, Director

1819 East Witzke Boulevard
Appleton, Wisconsin 54911-8401
(920) 832-5572 FAX (920) 993-3103
Email - dean.gazza@appleton.org

TO: Fox Cities Transit Commission

FROM: Dean R. Gazza

DATE: 3/28/2018

RE: Action: Award the "2018 Valley Transit Maintenance Pit Repair Project" contract to Miron Construction Co., Inc. in the amount of \$30,030 with a contingency of 10% for a project total not to exceed \$33,033.

The 2018 Valley Transit budget has identified \$100,000 to repair the bus maintenance pit. Currently the bus maintenance pit is not useable due to the spalling of concrete around the pit. The concrete that has spalled has created an unsafe condition that has to be corrected. The scope of the project includes replacing the failing concrete along with the railings around the bus maintenance pit at the Valley Transit facility. To date, the project has utilized \$4,980 for design and bid documents. We solicited public bids for the repairs needed and below are the results.

The bids were received as follows:

Miron Construction Co., Inc.	\$30,030
The Boldt Co.	\$30,930
Frank Zeise Construction	\$31,816
Milbach Construction	\$34,610
Howard Immel Construction	\$40,985

Our consulting engineer has written the City of Appleton a formal letter of recommendation to award the contract to Miron Construction Co., Inc. The Parks, Recreation, and Facilities Management Department has also reviewed the bids and is in agreement with the engineer's recommendation. Therefore, we recommend awarding the contract to Miron Construction Co., Inc. in the amount of \$30,030 plus a contingency of 10% only to be utilized as needed.

Please contact me at 832-5572 or at dean.gazza@appleton.org with any questions.

City of Appleton
VALLEY TRANSIT INCOME STATEMENT
For two months Ending February 28, 2018

Description	Month of February Actual	Prior Year February	YTD As of February Actual	Prior YTD February	2018 Amended Budget	2018 % of Total Budget
REVENUES						
Bus Fare Revenue	53,982	53,037	104,576	98,410	943,218	11.09%
Paratransit Fare Revenue	55,774	56,444	117,578	114,342	749,330	15.69%
Total Fare Revenue	109,756	109,481	222,154	212,752	1,692,548	13.13%
Other Charges for Service	-	(1,555)	1,900	11,890	55,000	3.45%
Other Revenues	2,990	3,169	6,054	3,803	14,000	43.24%
TOTAL REVENUES	112,746	111,095	230,108	228,445	1,761,548	13.06%
EXPENSES BY LINE ITEM						
Regular Salaries & Labor pool alloc	225,352	210,653	375,641	364,187	2,797,847	13.43%
Call Time	-	-	-	-	-	0.00%
Overtime	7,424	18,455	14,868	34,131	68,522	21.70%
Incentive Pay	-	-	-	-	315	0.00%
Other Compensation	500	-	500	208	-	-
Fringes	78,771	76,153	137,252	135,306	1,161,711	11.81%
Unemployment Compensation	1,399	3,515	1,399	3,515	-	-
Salaries & Fringe Benefits	313,446	308,776	529,660	537,347	4,028,395	13.15%
Training & Conferences	692	410	692	410	27,000	2.56%
Employee Recruitment	287	245	287	245	3,200	8.97%
Parking Permits	-	-	-	150	360	-
Office Supplies	264	2,241	264	1,440	5,000	5.28%
Subscriptions	98	104	23	104	1,904	1.21%
Memberships & Licenses	640	1,605	5,315	1,605	5,947	89.37%
Postage & Freight	207	141	155	169	4,300	3.60%
Awards & Recognition	-	15	-	15	878	0.00%
Food & Provisions	128	408	128	408	1,170	10.94%
Insurance	-	7,978	-	15,956	227,006	0.00%
Insurance dividend & return of surplus	-	-	-	-	-	-
Depreciation Expense	-	-	-	-	606,818	0.00%
Administrative Expenses	2,316	13,147	6,864	20,502	883,583	0.78%
Landscape Supplies	-	-	-	-	3,000	0.00%
Shop Supplies & Tools (& misc)	5,599	2,300	5,504	2,300	51,720	10.64%
Printing & Reproduction	684	834	502	1,082	27,136	1.85%
Uniforms	110	-	1,015	-	5,000	20.30%
Gas Purchases	32,207	11,826	85,137	55,549	605,000	14.07%
Safety Supplies	-	-	-	-	500	0.00%
Vehicle & Equipment Parts	34,802	14,417	41,844	25,000	237,700	17.60%
Miscellaneous Equipment	683	80	1,538	80	18,100	8.50%
Signs	-	-	-	-	2,000	-
Supplies & Materials	74,085	29,457	135,540	84,011	950,156	14.27%
Accounting/Audit	-	-	-	-	11,500	0.00%
Bank Services	-	330	298	419	3,000	9.93%
Consulting Services	-	-	-	-	45,000	0.00%
Collection Services	263	409	263	409	4,600	5.72%

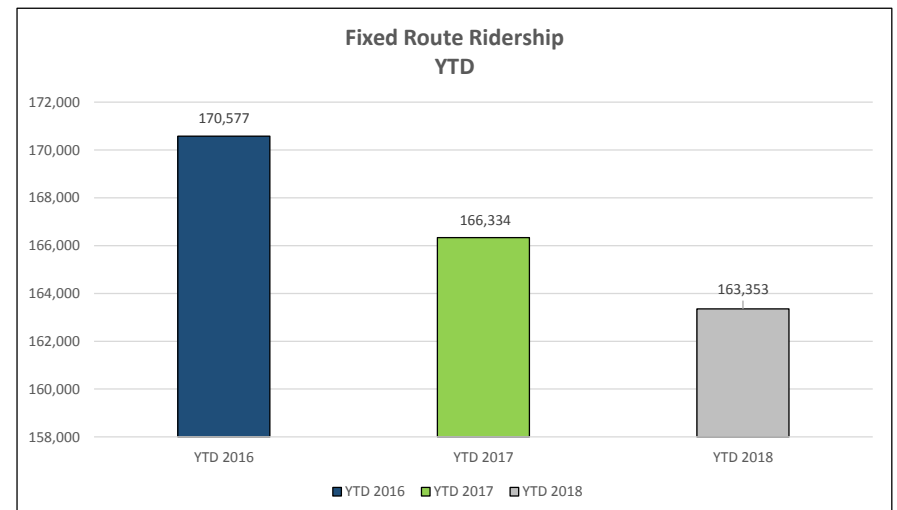
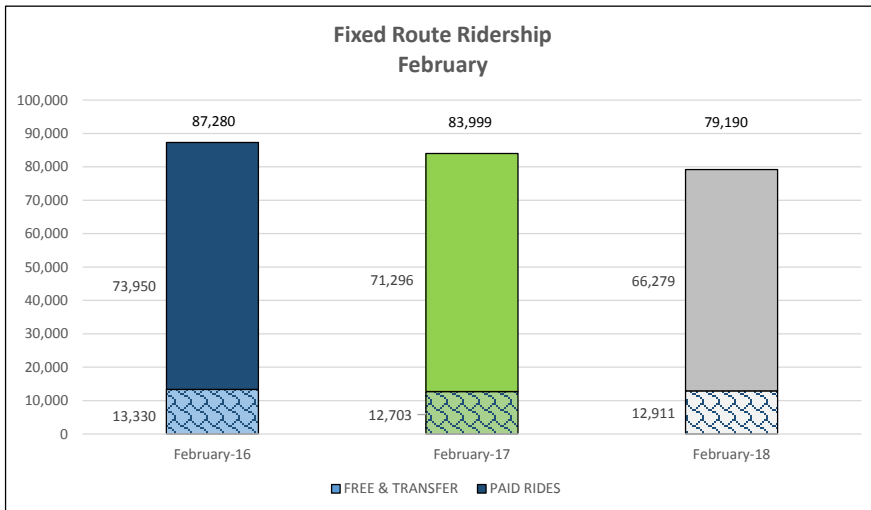
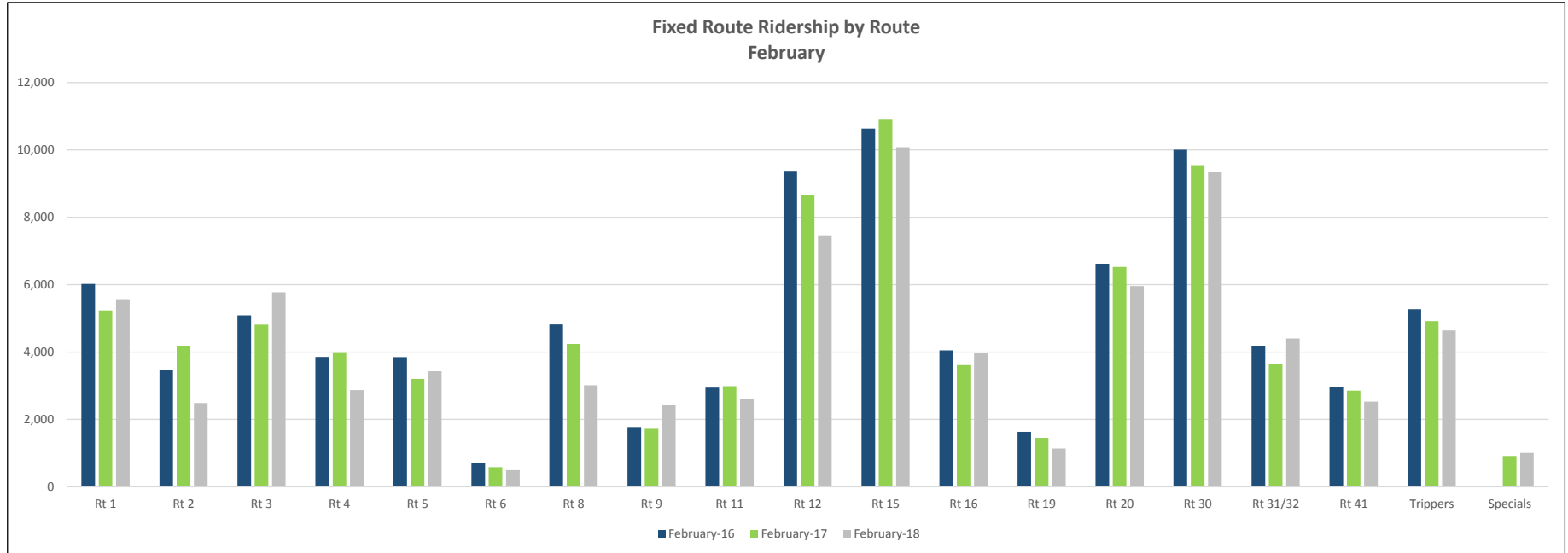
City of Appleton
VALLEY TRANSIT INCOME STATEMENT
For two months Ending February 28, 2018

Description	Month of February Actual	Prior Year February	YTD As of February Actual	Prior YTD February	2018 Amended Budget	2018 % of Total Budget
Contractor Fees	259,820	266,947	543,753	533,576	3,579,941	15.19%
Temp Help	1,442	434	-	(434)	5,000	0.00%
Advertising	2,996	1,842	3,496	3,252	50,309	6.95%
Health Services	1,700	737	269	111	9,200	2.92%
Snow Removal Services	-	5,473	-	4,918	15,000	0.00%
Laundry Services	-	450	(229)	450	6,100	-3.75%
Other Contracts/Obligations	486	561	646	1,101	97,690	0.66%
Purchased Services	266,707	277,183	548,496	543,802	3,827,340	14.33%
Electric	4,940	4,550	9,999	9,727	61,900	16.15%
Gas	4,446	3,956	7,278	7,762	38,300	19.00%
Water	515	652	515	652	7,850	6.56%
Waste Disposal/Collection	225	286	225	286	2,975	7.56%
Stormwater	529	508	529	508	8,175	6.47%
Telephone	1,208	1,093	1,633	1,509	14,300	11.42%
Utilities	11,863	11,045	20,179	20,444	133,500	15.12%
Building Repair & Maintenance	-	-	29	1,227	-	0.00%
Vehicle Repair & Maintenance	204	494	204	494	12,000	1.70%
Equipment Repair & Maintenance	1,476	-	3,120	-	8,950	34.86%
FMD Charges & Material	-	9,156	13,802	17,673	129,226	10.68%
Software Support	-	-	1,000	1,000	72,000	1.39%
CEA Equipment Rental	-	-	-	-	2,000	0.00%
Repairs & Maintenance	1,680	9,650	18,155	20,394	224,176	8.10%
Total Operating Expenses	670,097	649,258	1,258,894	1,226,500	10,047,150	12.53%
OPERATING INCOME (LOSS)	(557,351)	(538,163)	(1,028,786)	(998,055)	(8,285,602)	
NON-OPERATING REVENUES						
Federal Support	30,950	-	-	-	2,994,136	0.00%
State Support	-	-	-	-	2,736,001	0.00%
Appleton Support	-	241,656	-	483,312	660,829	0.00%
Other Local Support	630,967	402,568	630,967	402,568	1,610,003	39.19%
Investment Income	-	3,010	(5,178)	5,869	12,500	-41.42%
Donations	4,163	4,167	8,330	8,334	62,678	13.29%
Fund Balance Applied	-	-	-	-	-	0.00%
TOTAL NON-OPERATING REVENUE	666,080	651,401	634,119	900,083	8,076,147	7.85%
Buildings	-	935	-	935	345,000	0.00%
Machinery & Equipment	94,005	-	94,005	-	-	0.00%
Vehicles	-	-	-	-	-	0.00%
Capital Expenditures	94,005	935	94,005	935	345,000	0.00%
NET INCOME (LOSS)	14,724	112,303	(488,672)	(98,907)	(554,455)	

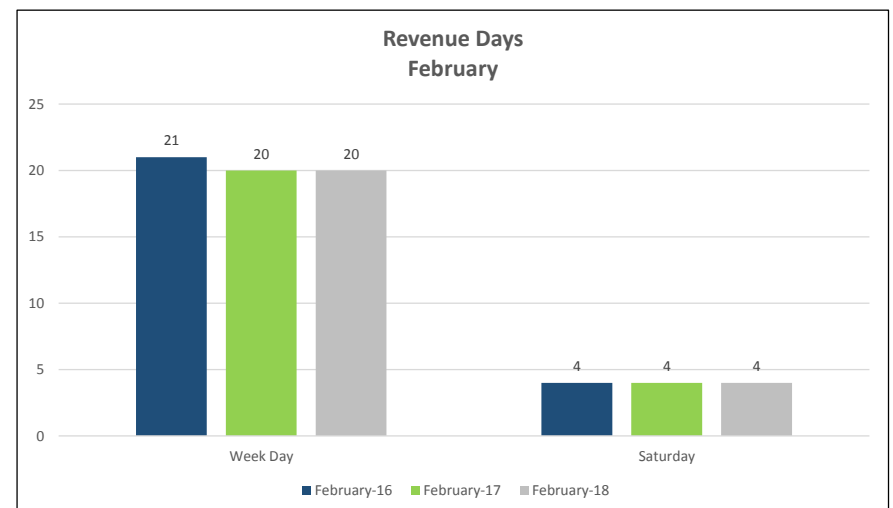
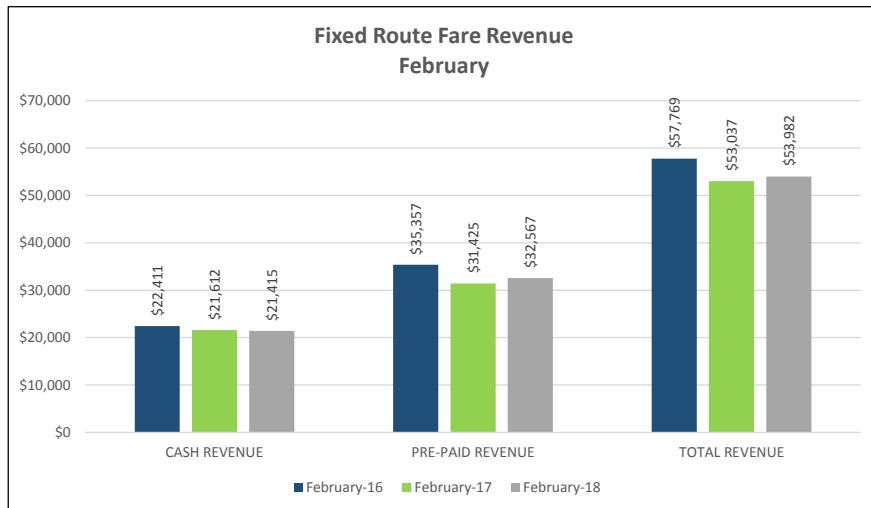
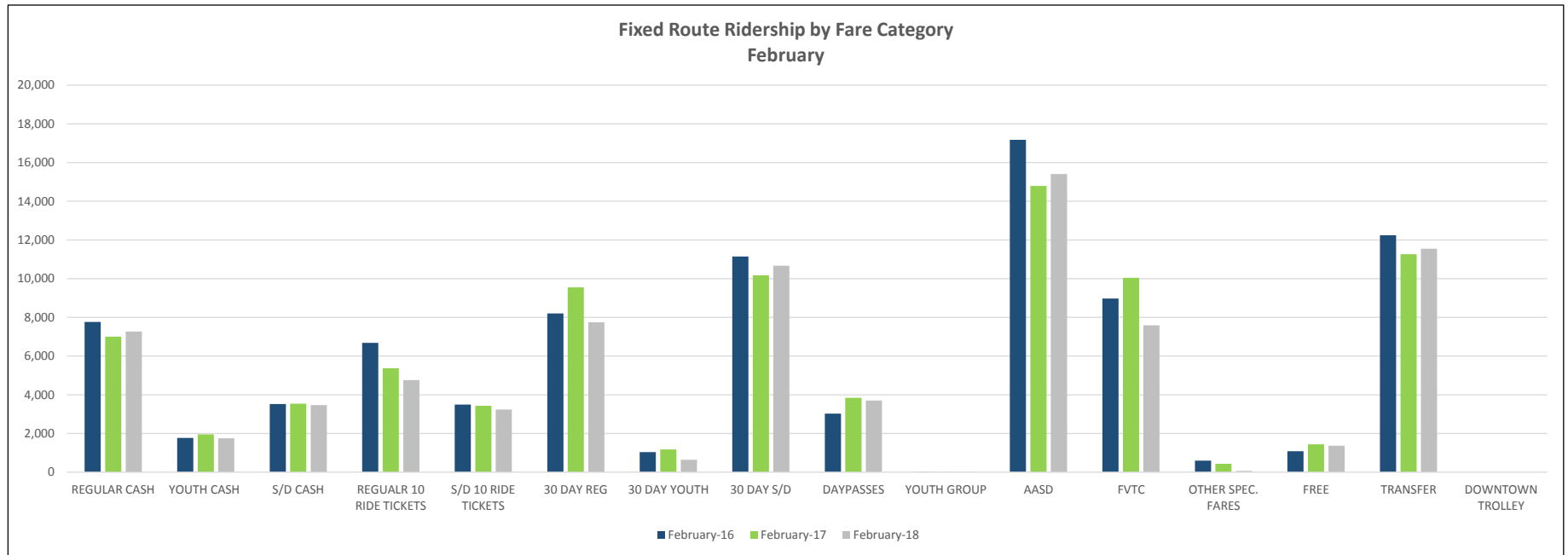
City of Appleton
PURCHASED TRANSPORTATION
For two months Ending February 28, 2018

Description	Month of February Actual	Prior Year February	YTD As of February Actual	Prior YTD February	2018 Amended Budget	2018 % of Total Budget
PURCHASED TRANSPORTATION EXPENSE						
VTII - Disabled	144,869	135,389	296,695	272,335	1,871,109	15.86%
VTII - Elderly	3,989	2,568	8,414	5,298	58,680	14.34%
PT - Optional (Sunday)	1,437	1,421	2,713	2,681	20,119	13.48%
Family Care Sheltered Workshop	39,627	41,300	85,904	82,600	535,991	16.03%
Outagamie County Demand Response Rural	13,487	17,346	29,808	32,420	220,906	13.49%
Outagamie County Human Services Transportation	808	388	1,664	856	11,418	14.57%
Neenah Dial - A - Ride	10,010	12,936	20,776	25,466	150,920	13.77%
Calumet County New Hope	14,787	15,781	32,448	27,841	192,011	16.90%
Calumet County Van Service	1,721	1,637	3,268	3,233	45,310	7.21%
Connector - Extended Service Hours	29,747	36,557	61,464	72,166	473,600	12.98%
Connector - Extended Service Area	7,852	7,852	15,909	16,031	112,750	14.11%
Downtown Trolley	-	-	-	-	30,024	0.00%
Total Purchased Transportation	268,334	273,175	559,063	540,927	3,722,838	15.02%

Valley Transit Ridership Report February 2018

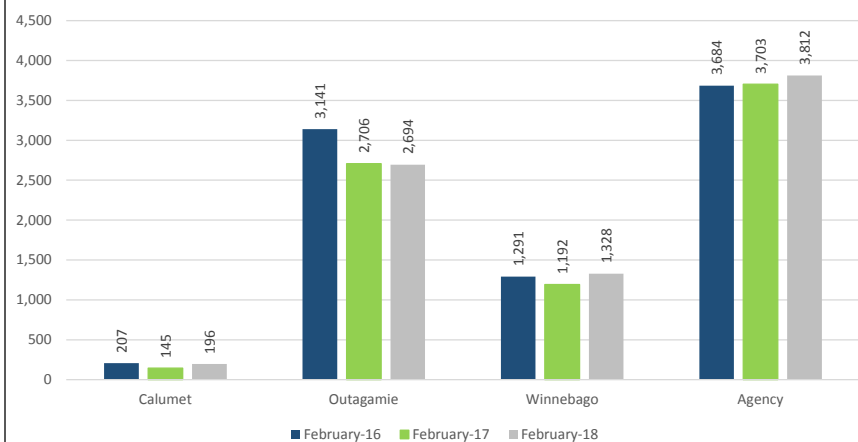


Valley Transit Ridership Report February 2018

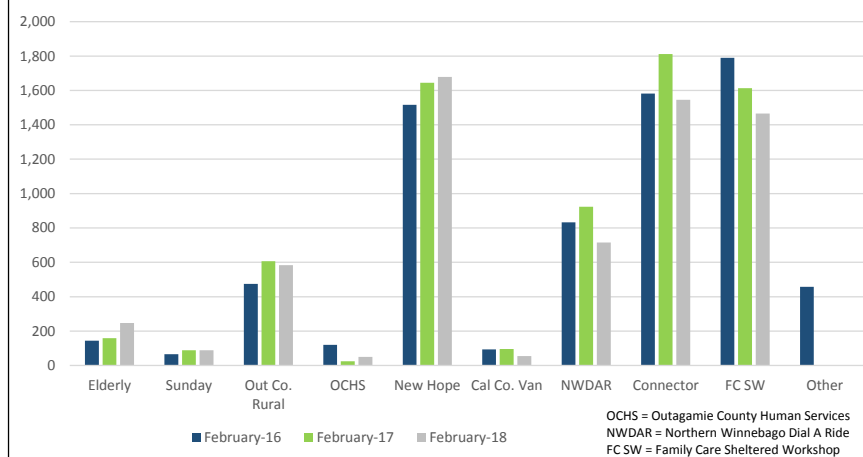


Valley Transit Ridership Report February 2018

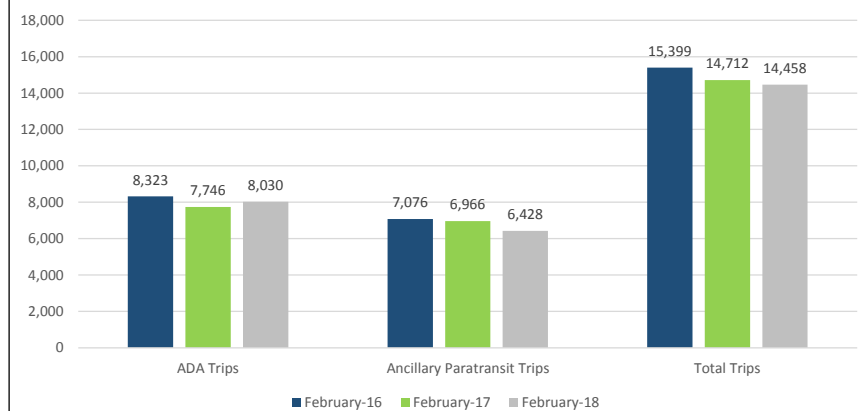
ADA Ridership by Local Funding Source



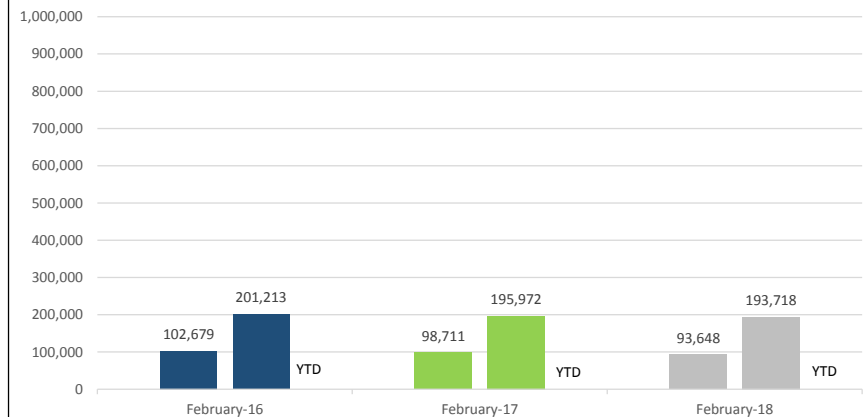
Ancillary Services Ridership



**ADA and Ancillary Paratransit Ridership
February**



**Total Ridership for all Services
February and Year-to-Date**





March 21, 2018

To: Fox Cities Transit Commission
Finance Committee

From: Ronald McDonald, General Manager

Subject: Update on Commissioner Information Requests

At the February 22, 2018 Fox Cities Transit Commission meeting, Commissioners requested information and discussion on the following items:

- Transit Development Plan (TDP) update
- Bus Wash rehabilitation
- Radio System status update
- Small bus purchased through Outagamie County
- Maintenance Pit repair
- Potential grant funding
 - Volkswagen (VW) Settlement administered through Wisconsin Department Of Administration (WDOA)
 - 5339 Competitive Grant
 - Surface Transportation Program (STP) - Urban Program
- Intelligent Transportation Systems (ITS)

Pending Items - Fox Cities Transit Commission

Issue	Date Discussed at FCTC	Person Requesting	Tentative Date Back to FCTC	Completed
Semi annual Update on Use of Social Media	11/13/13	Erickson	When Position Filled	Twice/year
Information System Update			04/25/18	Quarterly
Key Performance Indicators			04/25/18	Quarterly