












PROPOSED LOCATIONS OF NEW CITY LED STREET LIGHTS TO BE CONSTRUCTED WITH ROADWAY PROJECT


LEGEND:

-  EXISTING LUMINAIRE ON TRAFFIC SIGNAL POLE
-  NEW LED LUMINAIRE (NVN-SL3-4-1A) ON TRAFFIC SIGNAL POLE
-  EXISTING LED LUMINAIRE ON 30-FT POLE
-  NEW SINGLE LIGHTING UNIT (24.5-FT MH): LED LUMINAIRE (NVN-SL3-2-530MA) ON 21-FT POLE, TRANSFORMER BASE, 4-FT MAST ARM.
-  NEW SINGLE LIGHTING UNIT (33.5-FT MH): LED LUMINAIRE (NVN-SL3-2-530MA) ON 30-FT POLE, TRANSFORMER BASE, 6-FT MAST ARM.
-  NEW TWIN LIGHTING UNIT (33.5-FT MH): LED LUMINAIRES (NVN-SL2-3-700MA) ON 30-FT POLE, TRANSFORMER BASE, 6-FT MAST ARM.
-  NEW SINGLE LIGHTING UNIT (43.5-FT MH): LED LUMINAIRE (NVN-SL3-4-1A) ON 40-FT POLE, TRANSFORMER BASE, 8-FT MAST ARM.
-  NEW SINGLE LIGHTING UNIT (43.5-FT MH): LED LUMINAIRE (NVN-SL2-3-700MA) ON 40-FT POLE, TRANSFORMER BASE, 8-FT MAST ARM
- EXISTING UNDERGROUND WIRING
- - - NEW 2-BAWG & 1-BAWG CONDUCTORS IN 2-INCH SCH. 80 NONMETALLIC CONDUIT
- ⊗ EXISTING 12 X 24-INCH PULL BOX
- ⊙ NEW 24 X 42-INCH PULL BOX

STA. 124+00, 20.00'RT — LIGHTING UNIT LOCATION (TO CENTER OF POLE BASE)
 LT1 — LIGHTING UNIT NUMBER

 = WE ENERGIES POLE.
 = WE ENERGIES POLE EXCLUSIVELY FOR STREET LIGHT TO BE REMOVED BY PROJECT WITH NEW CITY LED STREETLIGHTS.

 = EXISTING OVERHEAD WIRE RUN TO BE REMOVED BY PROJECT WITH NEW CITY LED STREETLIGHTS.

 = EXISTING OVERHEAD WIRE RUN EXPECTED TO REMAIN AFTER ROADWAY PROJECT.

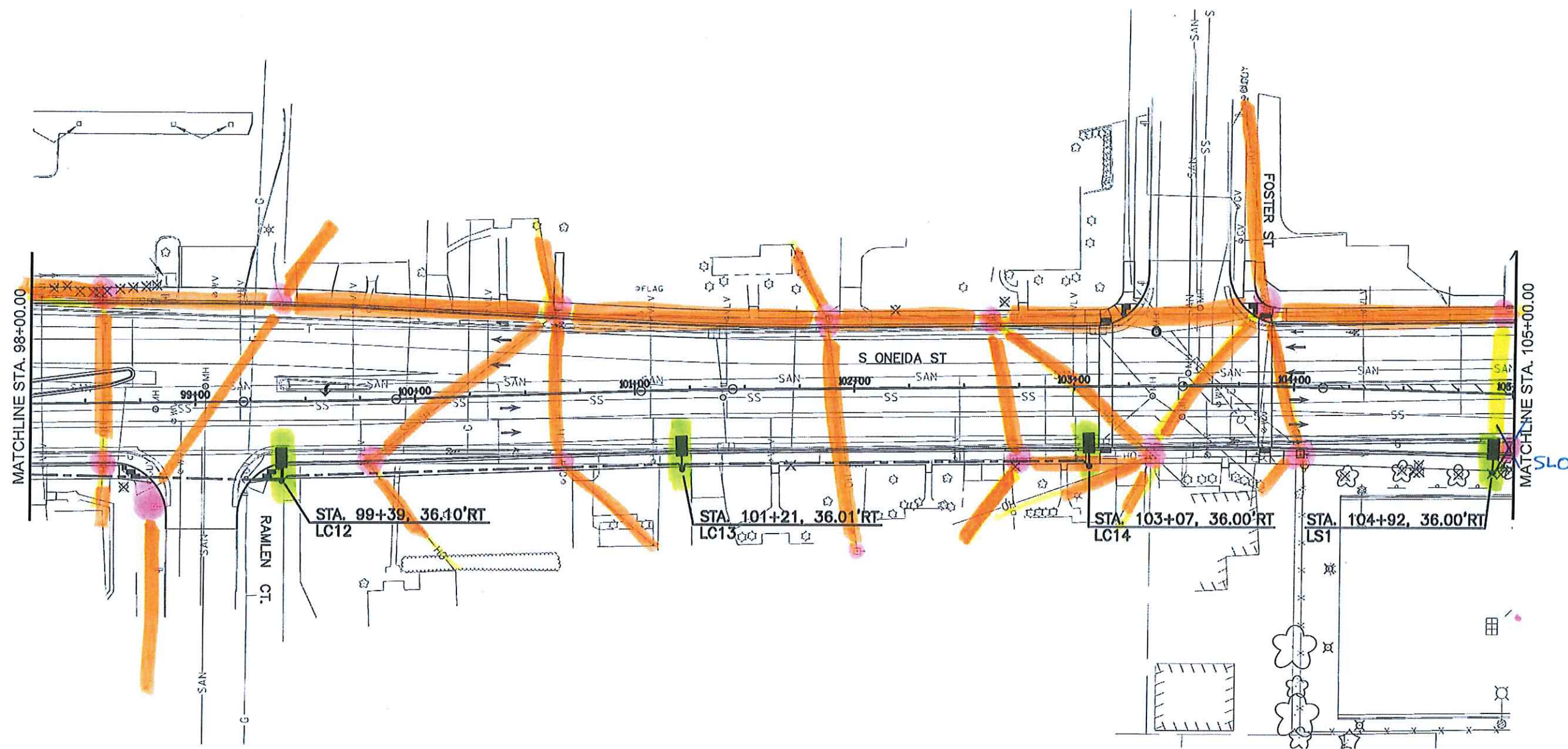
KEYED NOTES:

- ① REFER TO TRAFFIC SIGNAL PLANS FOR WIRING TO LUMINAIRE ON POLE.
- ② NO SPLICES ALLOWED IN PULL BOX.
- ③ DISCONNECT EXISTING FEED TO EXISTING LIGHTS ON CIRCUIT AND RECONNECT TO NEW CIRCUIT.
- ④ LABEL ALL CIRCUITS ENTERING CONTROL CABINET BASE (ACTS AS PULL BOX) AND LEAVE 10-FT OF SLACK TO ALLOW CONNECTION BY CITY OF APPLETON.

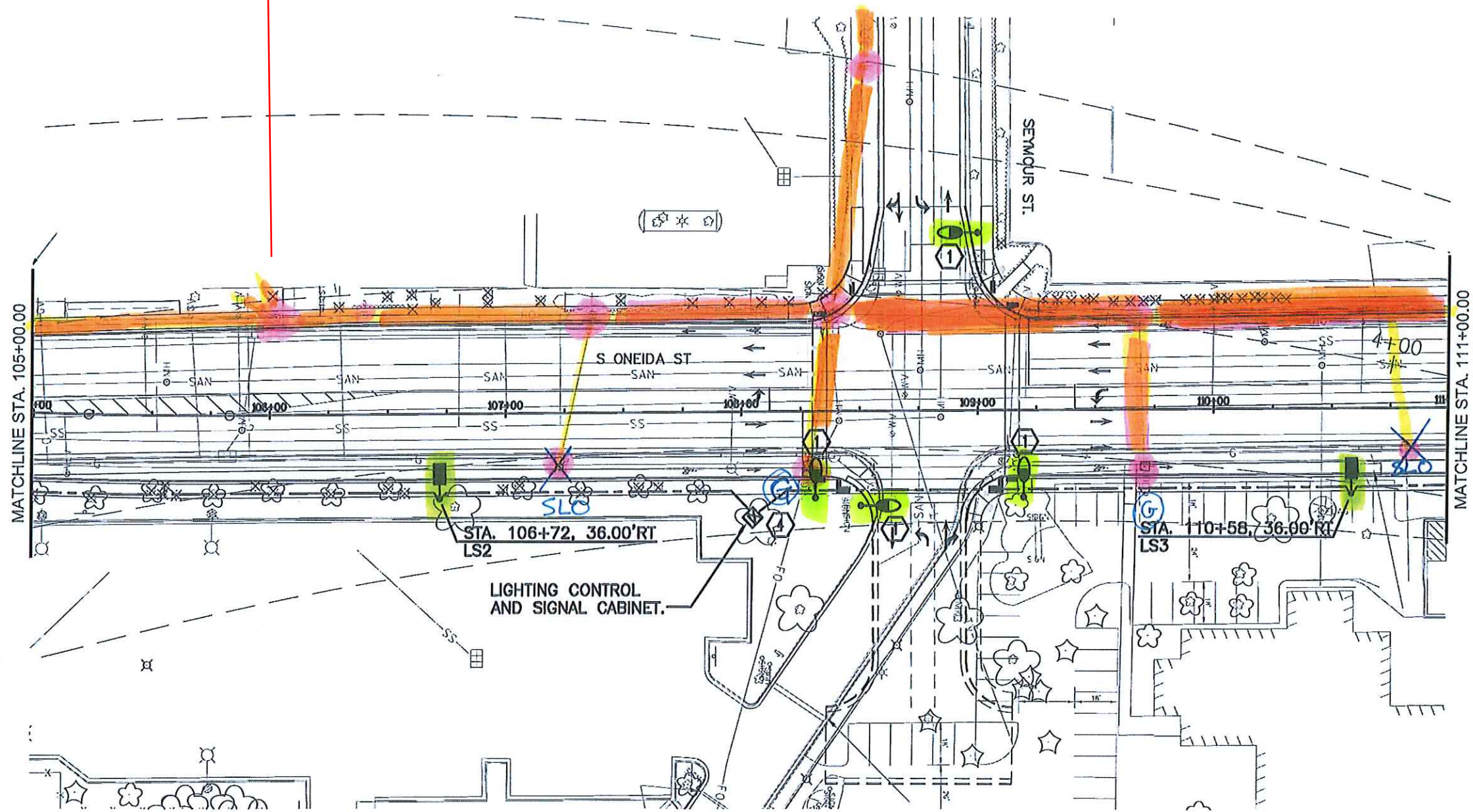
GENERAL NOTE:

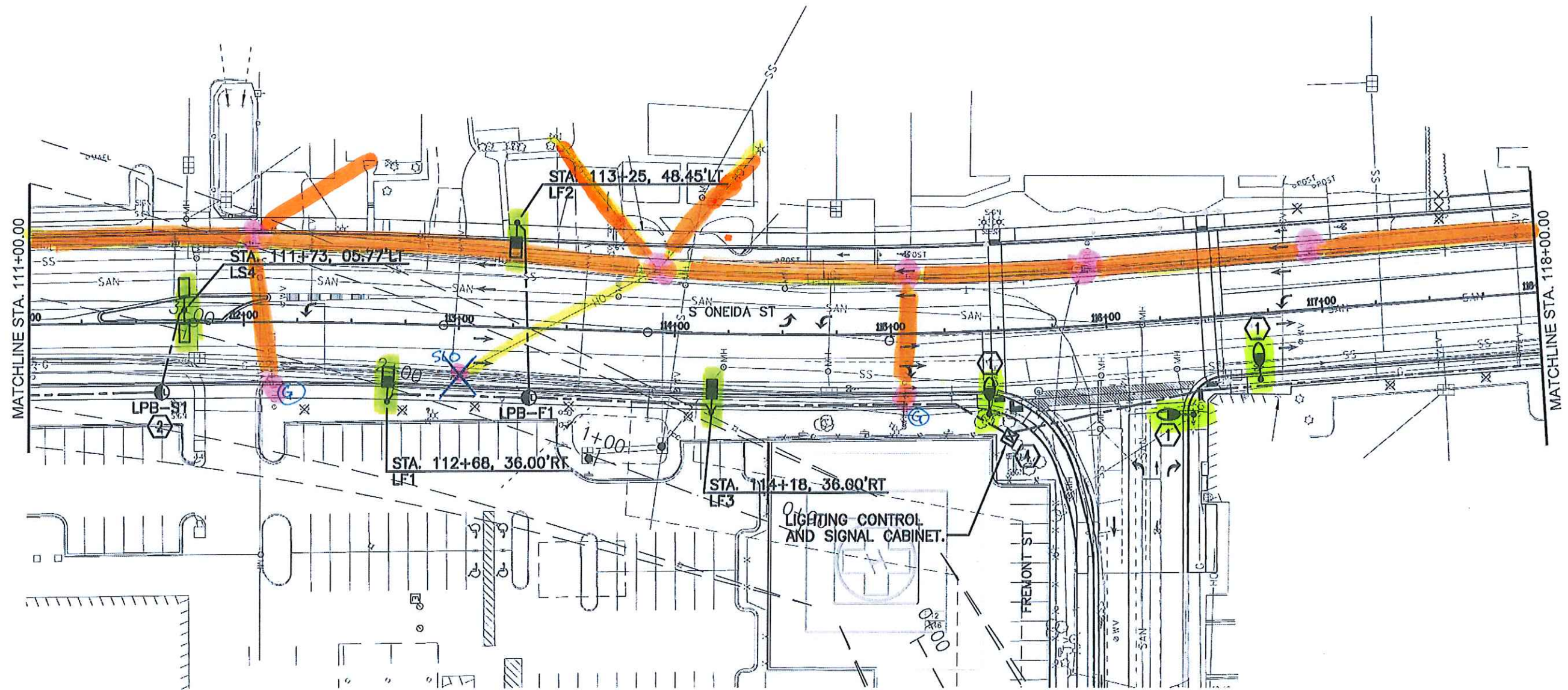
1. UNDERGROUND CONDUIT TO BE INSTALLED BELOW SIDEWALKS/ROAD (IN RIGHT OF WAY).

05/10/2016



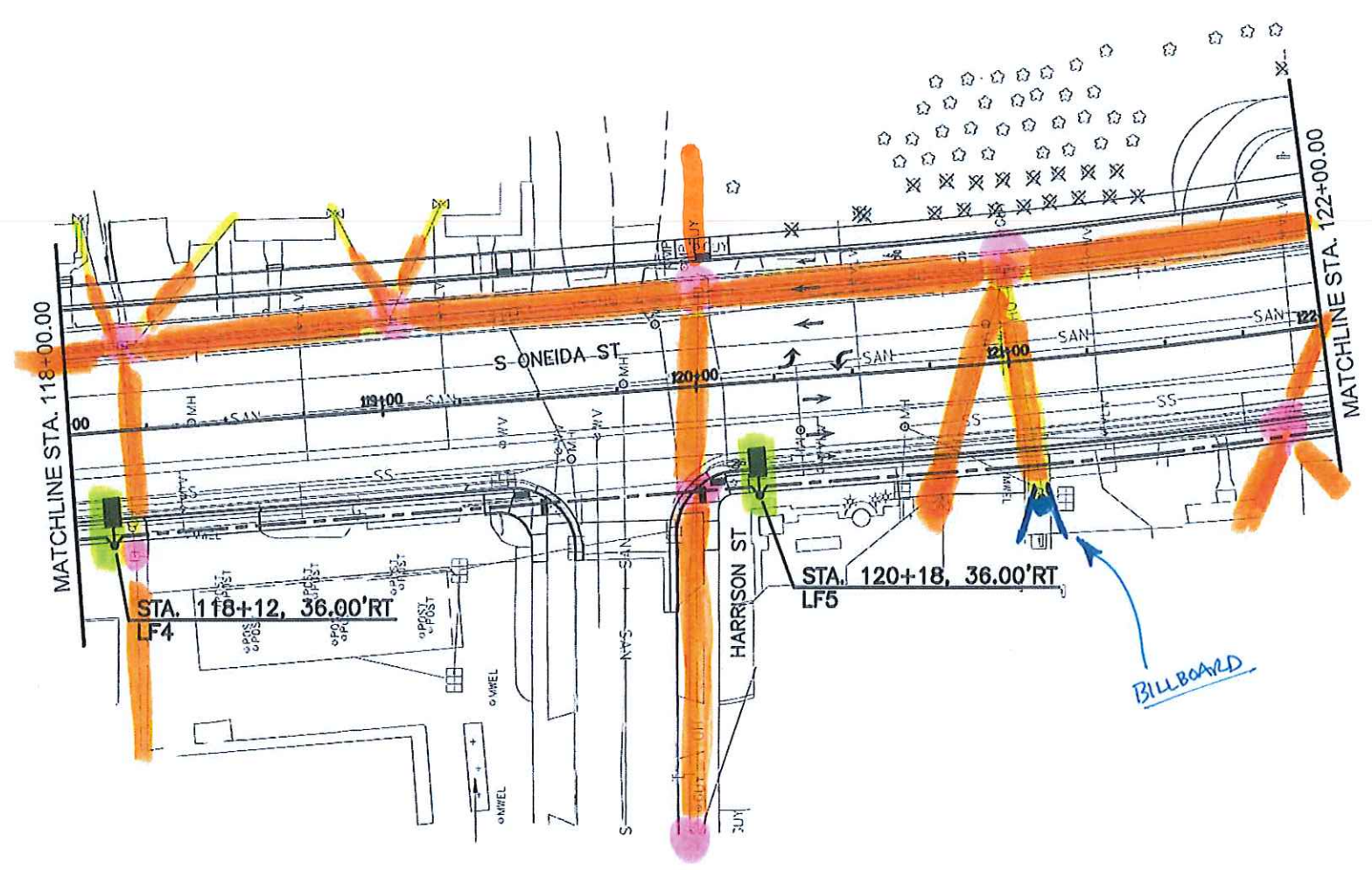
Overhead Remains Overhead Remains

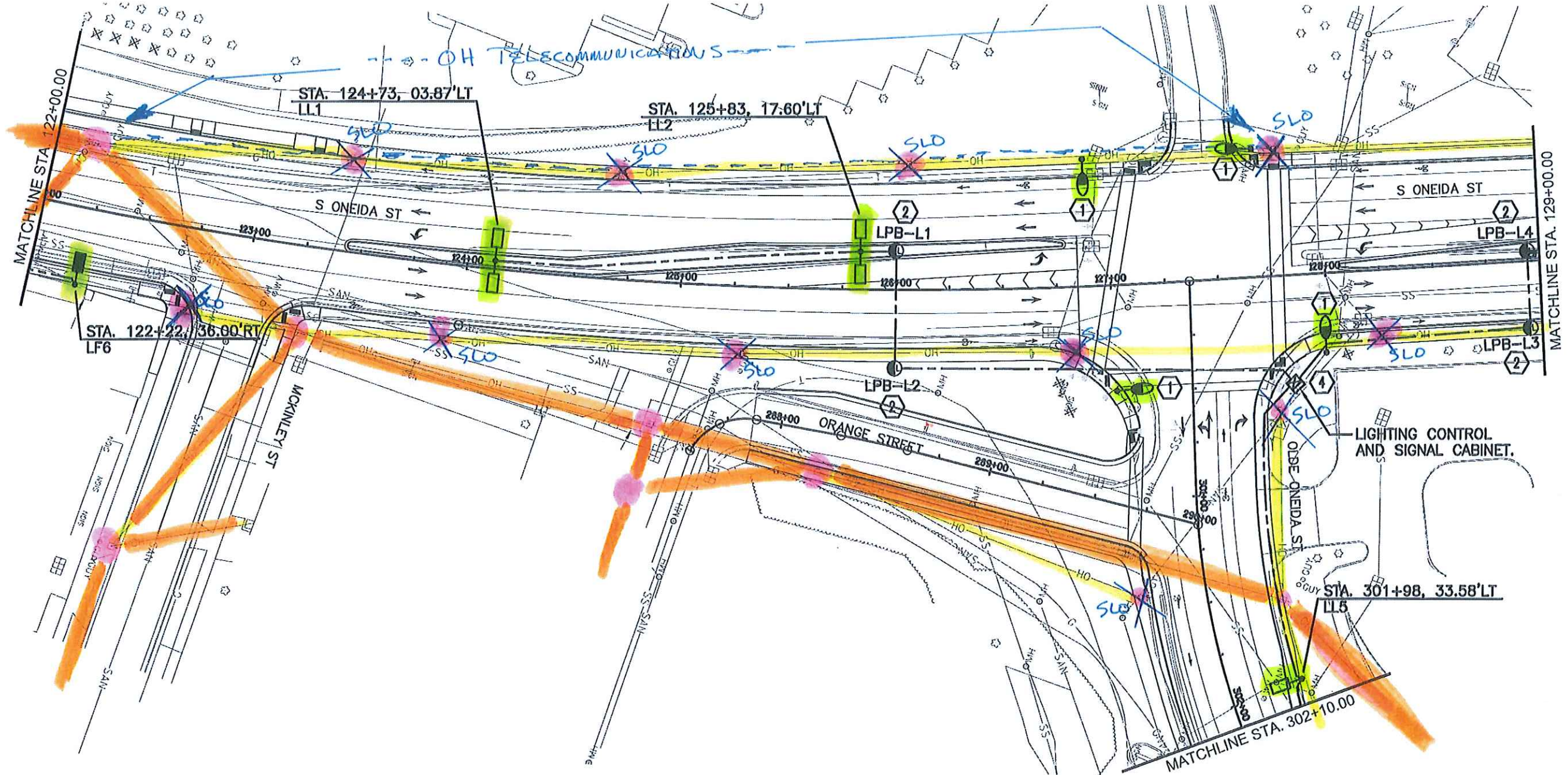




DESIGNED BY: POWRTEK ENGINEERING, INC. SHEET 8 OF 14







DESIGNED BY: POWRTEK ENGINEERING, INC. SHEET 10 OF 14



