

Department of Public Works Inspections Division

Permit Summary Count YTD Comparison

01/01/14 Thru 07/31/14

Report Date: 8/1/2014



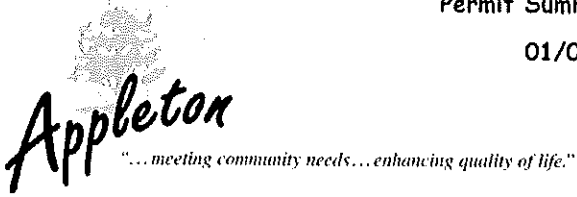
Permit Type	Year Issued	Permit Count	Total Estimated Cost	Total Receipt Amount
BUILDING	2013	586	70,582,126	204,969.00
	2014	552	33,299,103	182,904.03
		-5.80 %	-52.82 %	-10.77 %
DISPLAY SIGN	2013	82	456,968	2,550.00
	2014	97	507,626	2,970.00
		18.29 %	11.09 %	16.47 %
ELECTRICAL	2013	543	8,358,457	79,611.34
	2014	533	4,673,791	69,080.52
		-1.84 %	-44.08 %	-13.23 %
EROSION CNTL	2013	27		3,110.01
	2014	10		1,550.00
		-62.96 %	%	-50.16 %
HEATING	2013	467	11,459,429	34,128.31
	2014	502	7,056,127	36,634.75
		7.49 %	-38.43 %	7.34 %
PLAN REVIEW	2013	44		13,162.50
	2014	96		32,332.50
		118.18 %	%	145.64 %
PLUMBING	2013	267	5,257,647	28,658.00
	2014	277	2,959,240	21,846.80
		3.75 %	-43.72 %	-23.77 %
SEWER	2013	111	768,598	8,952.90
	2014	96	686,322	8,367.00
		-13.51 %	-10.70 %	-6.54 %
WELL	2013	6		180.00
	2014	9		270.00
		50.00 %	%	50.00 %

Department of Public Works Inspections Division

Permit Summary Count YTD Comparison

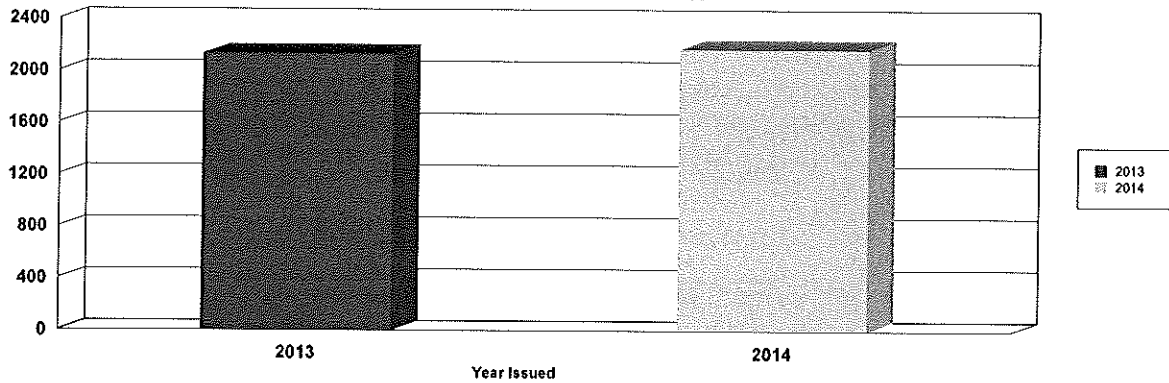
01/01/14 Thru 07/31/14

Report Date: 8/1/2014

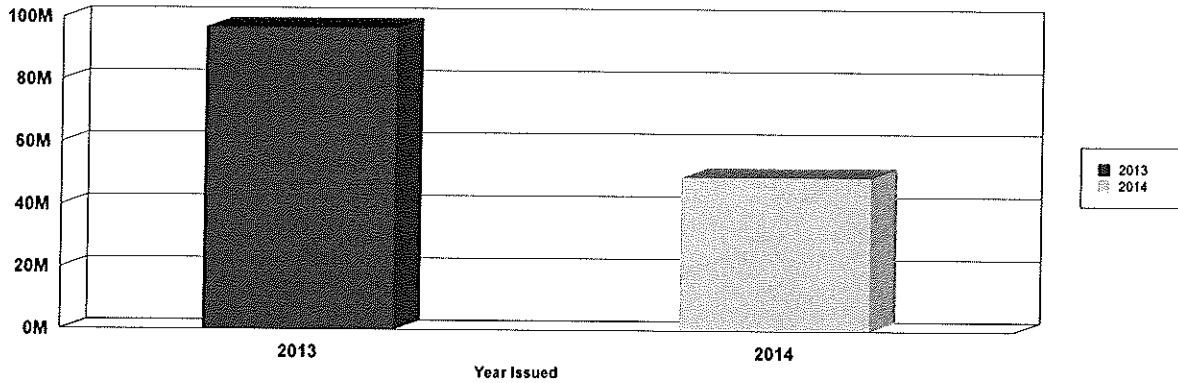


	2013	2014
Permits	2133	2172
Estimated Cost	96,883,225.00	49,182,209.00
Receipt Amount	375,322.06	355,955.60

Number of Permits



Estimated Cost



Receipt Amount

