

Department of Public Works Inspections Division

Permit Summary Count YTD Comparison

01/01/14 Thru 01/31/14

Report Date: 2/3/2014



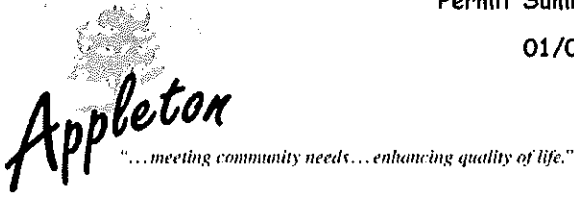
Permit Type	Year Issued	Permit Count	Total Estimated Cost	Total Receipt Amount
BUILDING	2013	36	2,783,513	6,645.00
	2014	19	1,577,950	3,770.00
		-47.22 %	-43.31 %	-43.27 %
DISPLAY SIGN	2013	9	60,750	270.00
	2014	23	115,339	690.00
		155.56 %	89.86 %	155.56 %
ELECTRICAL	2013	60	342,167	7,390.54
	2014	56	231,789	4,637.56
		-6.67 %	-32.26 %	-37.25 %
EROSION CNTL	2013	2		250.00
		%	%	%
HEATING	2013	72	446,503	4,894.86
	2014	92	455,654	5,349.50
		27.78 %	2.05 %	9.29 %
PLAN REVIEW	2013	3		800.00
	2014	5		1,500.00
		66.67 %	%	87.50 %
PLUMBING	2013	34	163,392	2,048.00
	2014	23	162,437	1,467.00
		-32.35 %	-0.58 %	-28.37 %
SEWER	2013	10	30,100	580.00
	2014	4	8,700	360.00
		-60.00 %	-71.10 %	-37.93 %
WELL	2013	3		90.00
		%	%	%

Department of Public Works Inspections Division

Permit Summary Count YTD Comparison

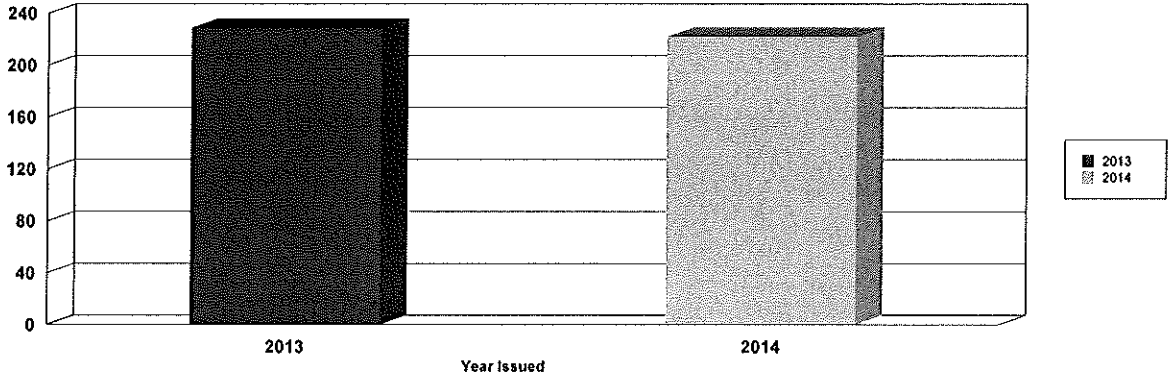
01/01/14 Thru 01/31/14

Report Date: 2/3/2014

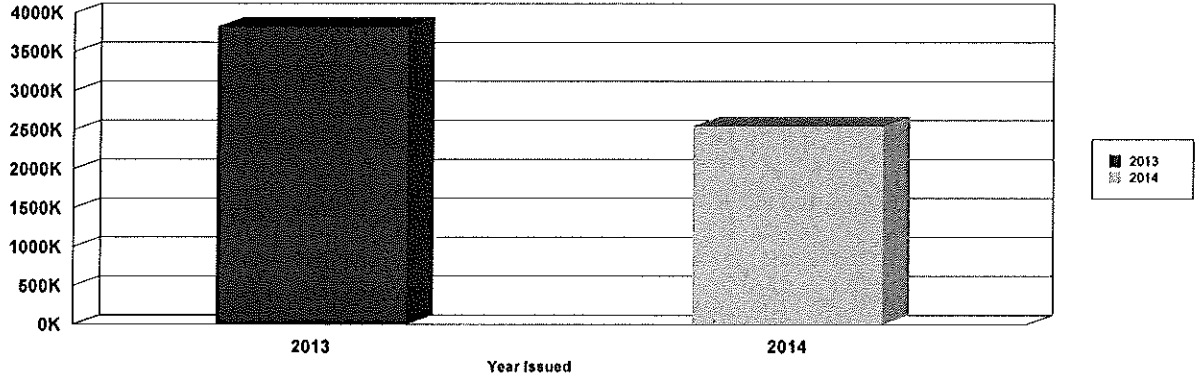


	2013	2014
Permits	229	222
Estimated Cost	3,826,425.00	2,551,869.00
Receipt Amount	22,968.40	17,774.06

Number of Permits



Estimated Cost



Receipt Amount

