










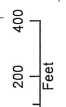


### Legend

	Offer to Purchase		Zoning
	Proposed Roads		Conservation Easement
	Future Lift Station		Small Wetland
	Lift Station Boundary		Wetlands
	Existing Lift Station		Streams
			City Limits



RICHMOND ST (S.T.H. 47)

BROADWAY DR

SO

ME

Blumman Park

SPARTAN DR

SCRIMSHAW RD

BLUEWATER WAY

SUMMER DRIVE

MORNINGSIDE DRIVE

EDGEMOUNT DR

ROSE C

SPRINGWOOD DR

WINDY HOLLOW DR

WINDY HOLLOW DR

WINDY HOLLOW DR

WINDY HOLLOW DR

WINDY HOLLOW DR