



City of Appleton

100 North Appleton Street
Appleton, WI 54911-4799
www.appleton.org

Meeting Agenda - Final Fox Cities Transit Commission

Tuesday, May 23, 2023

3:00 PM

Council Chambers, 6th Floor

1. Call meeting to order
2. Pledge of Allegiance
3. Introduction of New Transit Commissioners
4. Roll call of membership
5. Approval of minutes from previous meeting
[23-0576](#) Approval of minutes from previous meeting
Attachments: [Meeting Minutes 21-March-2023.pdf](#)
6. **Public Hearing/Appearances**
[23-0278](#) Public Participation on Agenda Items
7. **Action Items**
[23-0577](#) Election of Fox Cities Transit Commission Chair
[23-0578](#) Election of Fox Cities Transit Commission Vice-Chair
[23-0579](#) Establish Meeting Date and Time
[23-0580](#) Designate Ronald McDonald as the Contact Person for the Commission
[23-0581](#) Authorization to enter into a second option year with Lamers Bus Lines Inc. to provide the Downtown Appleton Trolley Services
Attachments: [Recommendation memo for Downtown Trolley Service.pdf](#)
[23-0582](#) Approval of Payments
Attachments: [April 2023 Payments.pdf](#)
[March 2023 Payments.pdf](#)
8. **Information Items**

- [23-0583](#) Financial Report
Attachments: [April 2023 Income Statement.pdf](#)
[March 2023 Income Statement.pdf](#)
- [23-0584](#) Ridership Report
Attachments: [April 2023 Ridership.pdf](#)
[March 2023 Ridership.pdf](#)
- [23-0585](#) 1st Quarter KPI Report
Attachments: [Quarterly KPI - FR_QTR1 2023 .pdf](#)
[Quarterly KPI - DR_QTR1 2023.pdf](#)
- [23-0591](#) Technology Update
- [23-0283](#) Request for Future Agenda Items

9. **Next Meeting Date & Time**
- **June 13, 2023, 3:00 PM - Cancelled**
- **June 27, 2023, 3:00 PM**

10. Adjournment

Notice is hereby given that a quorum of the Common Council may be present during this meeting, although no Council action will be taken.

Reasonable Accommodations for Persons with Disabilities will be made upon Request and if Feasible.

**We are currently experiencing intermittent issues/outages with our audio/video equipment. Meeting live streams and recordings are operational but unreliable at times. This is due to delays in receiving necessary system hardware components. We continue to look for solutions in the interim and we hope to have these issues resolved soon.*



City of Appleton

100 North Appleton Street
Appleton, WI 54911-4799
www.appleton.org

Meeting Minutes - Final Fox Cities Transit Commission

Tuesday, March 21, 2023

3:00 PM

Council Chambers, 6th Floor

1. Call meeting to order
2. Roll call of membership

In person attendees: Chairperson Dearborn, Dexter, Wurdinger, Kasimor, Torrance, Thao, Yang

Virtual attendees: VandeHey

Present: 8 - Kasimor, Dexter, VandeHey, Chairperson Dearborn, Wurdinger, Thao, Torrance and Yang

Excused: 4 - Detienne, Patza, Del Toro and Lendrum

3. Approval of minutes from previous meeting

[23-0277](#)

Approval of minutes from previous meeting

Attachments: [Meeting Minutes 20-Feb-2023.pdf](#)

Commissioner Wurdinger moved, seconded by Commissioner Torrance, that the Minutes be approved. Voice Vote. Motion Carried.

4. Public Hearings/Apearances

[23-0278](#)

Public Participation on Agenda Items

No public participation on agenda items.

5. Action Items

[23-0280](#)

Authorization to Award Tire Leasing contract to Bridgestone Americas Tire Operations, LLC

Attachments: [Award Recommendation Bridgestone.pdf](#)

Commissioner Torrance moved, seconded by Commissioner Wurdinger, that the Report Action Item be recommended for approval. Voice Vote. Motion Carried.

6. Information Items

[23-0279](#)

Approval of Payments

Attachments: [February 2023 Payments.pdf](#)*This action item was moved to information items.*

Commissioner Torrance moved, seconded by Commissioner Kasimor, that the Report Action Item be approved. Voice Vote. Motion Carried.

[23-0281](#)

Financial Report

Attachments: [Monthly Income Statement February 2023.pdf](#)

This Presentation was presented

[23-0282](#)

Ridership Report

Attachments: [FCTC Monthly FR - Feb 2023.pdf](#)[FCTC Monthly DR - Feb 2023.pdf](#)

This Presentation was presented

[23-0283](#)

Request for Future Agenda Items

7. Next Meeting Date & Time

- April 11, 2023, 3:00 PM - Cancelled
- April 25, 2023, 3:00 PM - Cancelled
- May 9, 2023, 3:00 PM - Cancelled
- May 23, 2023, 3:00 PM

8. Adjournment

A motion was made by Commissioner Torrance, seconded by Commissioner Wurdinger, that this meeting was adjourned.. The motion carried unanimously.



April 17, 2023

To: Fox Cities Transit Commission
From: Ron McDonald, General Manager *RCM*
Subject: Recommendation for Downtown Appleton Trolley Service

Background:

Since 2007, Valley Transit has partnered with Appleton Downtown, Inc. (ADI) to provide contracted trolley service in downtown Appleton. The service is free for the public to ride and is designed to service events, points of interest and businesses between downtown Appleton and the riverfront. A rubber-wheeled trolley type vehicle is used to provide the service to replicate the early 1900's streetcar service that once served downtown Appleton. The service is provided on a loop route that follows the same path as Route 9 – The Link. The trolley service operates on Thursdays and Fridays from 5:00 PM to 11:00 PM and Saturdays from 8:00 AM to 11:00 PM during the summer operating period, which is June - September. During the trolley's operating hours, Route 9 service is suspended to avoid redundancy.

Support for the service is a partnership between Valley Transit and ADI, who provides the local share. Valley Transit executed the first option year of the contract to provide Downtown Appleton Trolley service for the 2022 summer trolley season. The contractor was Lamers Bus Lines, Inc.

The second option year of the contract allows for a negotiated rate. The previous 12-month rate of inflation for transportation is 14.6%. Lamers Bus Lines is proposing an increase of 7.3%, 50% of the 12-month rate of inflation.

Analysis:

Lamers is a responsive and responsible vendor, based on their satisfactory performance under the previous contracts for this service.

After considering all factors, Valley Transit concluded that Lamers Bus Lines, Inc. has proposed an adequate service at a reasonable cost for Valley Transit.

Fiscal Impact:

Lamers Bus Lines, Inc. proposed a rate of \$97.60 per hour for the 2023 Trolley season. This rate is within Valley Transit's ancillary service budget.

Recommendation:

Authorize Valley Transit to enter into a second option year extension with Lamers Bus Lines, Inc. to provide the Downtown Appleton Trolley Service at a rate of \$97.60 per hour.

INVOICE LIST BY GL ACCOUNT

YEAR/PERIOD: 2023/4 TO 2023/4									
ACCOUNT/VENDOR	DOCUMENT	PO	YEAR/PR	TYP	S	CHECK	RUN	CHECK	DESCRIPTION
58071000		VT 5307	Admin						
58071000 620500			Employee Recruitment						
002694 RNS COMMUNICATIONS I	99815	0	2023 4	INV	P	600.00	042623	558690	Digital advertising
			ACCOUNT TOTAL			600.00			
58071000 630100			Office Supplies						
001983 AMAZON	98747	0	2023 4	INV	P	63.96	pcard		office supplies
001983 AMAZON	98749	0	2023 4	INV	P	19.25	pcard		office supplies
						83.21			
999990 JACKSON HIRSH INC	100645	0	2023 4	INV	P	41.82	pcard		Office supplies
999990 QUILL CORPORATION	100647	0	2023 4	INV	P	59.60	pcard		office supplies
999990 QUILL CORPORATION	100648	0	2023 4	INV	P	95.82	pcard		Office supplies
999990 QUILL CORPORATION	99736	0	2023 4	INV	P	221.39	pcard		Office supplies
999990 QUILL CORPORATION	99737	0	2023 4	INV	P	25.77	pcard		office supplies
						444.40			
			ACCOUNT TOTAL			527.61			
58071000 630200			Subscriptions						
000999 NORTHERN MUSICAST, I	99694	0	2023 4	INV	P	135.00	pcard		Subscription April
999990 GAN*WINEWSPAPER CIRC	98748	0	2023 4	INV	P	40.00	pcard		Monthly subscriptio
			ACCOUNT TOTAL			175.00			
58071000 630500			Awards & Recognition						
999990 LITTLE CAESARS 0089	98746	0	2023 4	INV	P	91.18	pcard		Employee appreciati
			ACCOUNT TOTAL			91.18			
58071000 632002			Outside Printing						
001121 QUICK PRINT CENTER,	98750	0	2023 4	INV	P	230.31	pcard		Printing forms and
001121 QUICK PRINT CENTER,	99696	0	2023 4	INV	P	381.00	pcard		Printing - Two invo
						611.31			
001269 SPECTRA PRINT CORPOR	99814	0	2023 4	INV	P	150.00	042623	558695	Title VI signs
			ACCOUNT TOTAL			761.31			
58071000 632300			Safety Supplies						
000274 CINTAS CORPORATION	99692	0	2023 4	INV	P	46.96	pcard		Mats & safety suppl
			ACCOUNT TOTAL			46.96			
58071000 632800			Signs						
000362 DELL MARKETING L.P.	99498	0	2023 4	INV	P	208.00	041923	558518	Dell Docking Statio

INVOICE LIST BY GL ACCOUNT

YEAR/PERIOD: 2023/4 TO 2023/4									
ACCOUNT/VENDOR	DOCUMENT	PO	YEAR/PR	TYP	S	CHECK	RUN	CHECK	DESCRIPTION
001942 APPLETON SIGN COMPAN	98267	0	2023 4	INV	P	880.00	040523	558335	Vinyl ads - Mfg All
ACCOUNT TOTAL						1,088.00			
58071000 640300									Bank Service Fees
000814 LOOMIS ARMORED US, L	98345	0	2023 4	INV	P	168.42	041223	558459	ARMORED CAR SERVICE
ACCOUNT TOTAL						168.42			
58071000 640800									Contractor Fees
001771 RED SHOES PR, INC.	98262	0	2023 4	INV	P	9,106.15	040523	558392	March marketing eff
ACCOUNT TOTAL						9,106.15			
58071000 641200									Advertising
001771 RED SHOES PR, INC.	98261	0	2023 4	INV	P	5,000.00	040523	558392	Digital Advertising
ACCOUNT TOTAL						5,000.00			
58071000 641308									Cellular Phones
000250 CELLCOM APPLETON PCS	99695	0	2023 4	INV	P	1,087.50	pcard		Cell phones and dat
ACCOUNT TOTAL						1,087.50			
58071000 642400									Software Support
001901 DOUBLEMAP, INC.	99835	0	2023 4	INV	P	28,582.14	042623	558633	Software maintenanc
999990 ZOOM.US 888-799-9666	99690	0	2023 4	INV	P	10.00	pcard		Teleconference soft
ACCOUNT TOTAL						28,592.14			
58071000 659900									Other Contracts/Obligation
001237 SHRED-IT USA	99697	0	2023 4	INV	P	106.90	pcard		March service
003012 LANGUAGE LINE	99461	0	2023 4	INV	P	73.44	041923	558554	Translation service
ACCOUNT TOTAL						180.34			
ORG 58071000 TOTAL						47,424.61			
58072000									VT 5307 vehicle Maintenance
58072000 630901									Shop Supplies
000035 AIRGAS USA, LLC	99811	0	2023 4	INV	P	57.30	042623	558613	Shop supplies
000176 BELSON COMPANY	98364	0	2023 4	INV	P	113.70	041223	558426	JUNITORIAL SUPPLIES
001003 NORTHSIDE HARDWARE,	100649	0	2023 4	INV	P	23.84	pcard		Shop supplies
001194 SAFETY-KLEEN	99469	0	2023 4	INV	P	253.04	041923	558586	Shop supplies
001316 SUPERIOR CHEMICAL CO	99834	0	2023 4	INV	P	884.00	042623	558698	Shop supplies

INVOICE LIST BY GL ACCOUNT

YEAR/PERIOD: 2023/4 TO 2023/4		ACCOUNT/VENDOR	DOCUMENT	PO	YEAR/PR	TYP	S	CHECK RUN	CHECK	DESCRIPTION
001610	GARROW PROPANE CORPO	99454		0	2023	4	INV P	212.71	041923	558537 Shop supplies
001655	AUTOMOTIVE SUPPLY CO	98279		0	2023	4	INV P	382.66	040523	558339 Shop supplies
001655	AUTOMOTIVE SUPPLY CO	98280		0	2023	4	INV P	12.37	040523	558339 Shop supplies and p
001655	AUTOMOTIVE SUPPLY CO	99450		0	2023	4	INV P	576.62	041923	558503 Tool, parts, supply
								971.65		
999990	TARTAN SUPPLY CO LLC	100629		0	2023	4	INV P	375.52	pcard	TARTAN- April janit
ACCOUNT TOTAL								2,891.76		
58072000	630902				Tools & Instruments					
001655	AUTOMOTIVE SUPPLY CO	99450		0	2023	4	INV P	199.95	041923	558503 Tool, parts, supply
ACCOUNT TOTAL								199.95		
58072000	632200				Gas Purchases					
000763	KWIK TRIP, INC	98268		0	2023	4	INV P	451.06	040523	558369 Fuel
ACCOUNT TOTAL								451.06		
58072000	632601				Repair Parts					
000006	ABC BUS, INC.	98278		0	2023	4	INV P	93.58	040523	558330 Parts
000006	ABC BUS, INC.	99445		0	2023	4	INV P	171.81	041923	558493 Parts
000006	ABC BUS, INC.	99447		0	2023	4	INV P	286.35	041923	558493 Parts
000006	ABC BUS, INC.	99449		0	2023	4	INV P	632.20	041923	558493 Parts
								1,183.94		
000089	NEW FLYER OF AMERICA	99462		0	2023	4	INV P	220.32	041923	558572 Parts
000089	NEW FLYER OF AMERICA	99464		0	2023	4	INV P	1,910.32	041923	558572 Parts
000089	NEW FLYER OF AMERICA	99465		0	2023	4	INV P	11,893.68	041923	558572 Parts
								14,024.32		
000569	GILLIG LLC	99453		0	2023	4	INV P	1,812.20	041923	558540 Parts
001595	JX TRUCK CENTER	98269		0	2023	4	INV P	109.70	040523	558367 Parts
001595	JX TRUCK CENTER	98270		0	2023	4	INV P	34.44	040523	558367 Parts
001595	JX TRUCK CENTER	98271		0	2023	4	INV P	5,244.06	040523	558367 Parts
001595	JX TRUCK CENTER	98272		0	2023	4	INV P	539.85	040523	558367 Parts
001595	JX TRUCK CENTER	98276		0	2023	4	CRM P	-174.99	040523	558367 Credit for returned
001595	JX TRUCK CENTER	98277		0	2023	4	CRM P	-615.86	040523	558367 Credit for returned
001595	JX TRUCK CENTER	99458		0	2023	4	INV P	877.60	041923	558549 Parts
001595	JX TRUCK CENTER	99460		0	2023	4	INV P	2,519.64	041923	558549 Parts
001595	JX TRUCK CENTER	99806		0	2023	4	INV P	1,499.88	042623	558653 Parts
								10,034.32		
001655	AUTOMOTIVE SUPPLY CO	98280		0	2023	4	INV P	8.78	040523	558339 Shop supplies and p
001655	AUTOMOTIVE SUPPLY CO	99450		0	2023	4	INV P	2,592.06	041923	558503 Tool, parts, supply

INVOICE LIST BY GL ACCOUNT

YEAR/PERIOD: 2023/4 TO 2023/4		ACCOUNT/VENDOR	DOCUMENT	PO	YEAR/PR	TYP S	CHECK RUN	CHECK	DESCRIPTION
001655	AUTOMOTIVE SUPPLY CO	99451		0	2023	4 CRM P	-658.00	041923	558503 Credit for core ret
							1,942.84		
002488	WISCONSIN LIFT TRUCK	100646		0	2023	4 INV P	147.02	pcard	Equipment parts
999990	GEIB INDUSTRIES, INC	99770		0	2023	4 INV P	245.17	pcard	Parts for floor scr
999990	GEIB INDUSTRIES, INC	99771		0	2023	4 INV P	-237.90	pcard	Parts return
999990	GEIB INDUSTRIES, INC	99772		0	2023	4 INV P	237.90	pcard	Parts
							245.17		
ACCOUNT TOTAL							29,389.81		
58072000	632700				Miscellaneous Equipment				
000172	BAYCOM, INC.	99833		0	2023	4 INV P	624.40	042623	558619 Equipment parts
ACCOUNT TOTAL							624.40		
58072000	641700				Vehicle Repairs & Maint				
001595	JX TRUCK CENTER	98273		0	2023	4 INV P	406.25	040523	558367 Service
001595	JX TRUCK CENTER	98274		0	2023	4 INV P	406.25	040523	558367 Vehicle service
001595	JX TRUCK CENTER	98275		0	2023	4 INV P	406.25	040523	558367 Vehicle service
							1,218.75		
ACCOUNT TOTAL							1,218.75		
58072000	641800				Equip Repairs & Maint				
000561	GENFARE, DIVISION OF	99455		0	2023	4 INV P	530.17	041923	558538 Probe repair
ACCOUNT TOTAL							530.17		
58072000	645100				Laundry Services				
000274	CINTAS CORPORATION	99693		0	2023	4 INV P	116.62	pcard	Uniforms, mats & sh
ACCOUNT TOTAL							116.62		
ORG 58072000 TOTAL							35,422.52		
58073000					VT 5307 Building Maintenance				
58073000	640700				Solid waste/Recycling Pickup				
999990	GFL ENVIRONMENTAL IN	100183		0	2023	4 INV P	232.50	pcard	GFL ENVIRONMENTAL T
999990	GFL ENVIRONMENTAL IN	100184		0	2023	4 INV P	104.00	pcard	GFL ENVIRONMENTAL R
							336.50		
ACCOUNT TOTAL							336.50		
58073000	644000				Snow Removal Services				
003022	BOB & DAVE'S	98288		0	2023	4 INV P	382.50	040523	558343 Snow removal servic
003022	BOB & DAVE'S	98289		0	2023	4 INV P	4,516.25	040523	558343 Snow removal servic

INVOICE LIST BY GL ACCOUNT

YEAR/PERIOD: 2023/4 TO 2023/4										
ACCOUNT/VENDOR	DOCUMENT	PO	YEAR/PR	TYP	S	CHECK RUN	CHECK	DESCRIPTION		
003022 BOB & DAVE'S	98290	0	2023 4	INV	P	662.50	040523	558343 Snow removal servic		
003022 BOB & DAVE'S	99470	0	2023 4	INV	P	5,357.50	041923	558505 Snow removal - Tran		
003022 BOB & DAVE'S	99471	0	2023 4	INV	P	657.50	041923	558505 Snow removal - Tran		
003022 BOB & DAVE'S	99473	0	2023 4	CRM	P	-150.00	041923	558505 Snow removal - tran		
						11,426.25				
						ACCOUNT TOTAL			11,426.25	
58073000 645100								Laundry Services		
000274 CINTAS CORPORATION	99692	0	2023 4	INV	P	174.40	pcard	Mats & safety suppl		
000274 CINTAS CORPORATION	99693	0	2023 4	INV	P	620.62	pcard	Uniforms, mats & sh		
						795.02				
						ACCOUNT TOTAL			795.02	
58073000 659900								Other Contracts/Obligation		
002401 CLEAN POWER, LLC	98244	0	2023 4	INV	P	573.22	040523	558349 ALL-April, 2023 Jan		
						ACCOUNT TOTAL			573.22	
58073000 680300 1800								Buildings		
001021 WESTWOOD INFRASTRUCT	98282	0	2023 4	INV	P	8,457.16	040523	558411 Professional Servic		
001283 STAFFORD ROSENBAUM,	99857	230132	2023 4	INV	P	8,458.50	042623	558696 Transit Center Mult		
002524 EHLERS AND ASSOC	99858	230197	2023 4	INV	P	2,053.75	042623	558634 Financial analysis		
002967 LHB, INC	98283	0	2023 4	INV	P	16,157.50	040523	558374 Professional Servic		
						ACCOUNT TOTAL			35,126.91	
						ORG 58073000 TOTAL			48,257.90	
58074000								VT 5307 Operations		
58074000 620100								Training/Conferences		
999990 SCHOOL BUS SAFETY CO	99735	0	2023 4	INV	P	2,700.00	pcard	Training		
						ACCOUNT TOTAL			2,700.00	
58074000 632101								Uniforms		
000316 COONEY'S EMBROIDERY	98263	0	2023 4	INV	P	112.00	040523	558351 Uniforms		
000316 COONEY'S EMBROIDERY	99452	0	2023 4	INV	P	278.00	041923	558514 Uniforms		
						390.00				
						ACCOUNT TOTAL			390.00	
58074000 632200								Gas Purchases		
001608 GARROW OIL CORPORATI	99515	230252	2023 4	INV	P	21,276.19	041923	558536 #2 Ultra Low Sulfur		
001608 GARROW OIL CORPORATI	99868	230297	2023 4	INV	P	22,202.51	042623	558645 #2 Ultra Low Sulfur		

INVOICE LIST BY GL ACCOUNT

YEAR/PERIOD: 2023/4 TO 2023/4									
ACCOUNT/VENDOR	DOCUMENT	PO	YEAR/PR	TYP	S	CHECK RUN	CHECK	DESCRIPTION	
									43,478.70
								ACCOUNT TOTAL	43,478.70
58074000 632602								Tires	
001926 GOODYEAR TIRE AND RU	98266	0	2023	4	INV P			2,997.29 040523	558363 Tire lease program
001996 MATTHEWS TIRE, INC.	99809	0	2023	4	INV P			68.00 042623	558664 Tire spin balance
								ACCOUNT TOTAL	3,065.29
58074000 632603								Lubricants	
000615 HARTLAND LUBRICANTS	99457	0	2023	4	INV P			1,556.30 041923	558544 DEF
								ACCOUNT TOTAL	1,556.30
58074000 640800								Contractor Fees	
002229 STAR PROTECTION AND	99466	0	2023	4	INV P			7,893.85 041923	558596 February security s
002229 STAR PROTECTION AND	99468	0	2023	4	INV P			9,076.86 041923	558596 March security serv
									16,970.71
								ACCOUNT TOTAL	16,970.71
58074000 643000								Health Services	
001588 THEDACARE, INC.	98259	0	2023	4	INV P			538.30 040523	558400 DOT Physicals
001588 THEDACARE, INC.	98260	0	2023	4	INV P			83.30 040523	558401 DOT Physicals
001588 THEDACARE, INC.	99812	0	2023	4	INV P			166.60 042623	558713 DOT physicals
001588 THEDACARE, INC.	99813	0	2023	4	INV P			188.30 042623	558714 DOT Physicals
									976.50
								ACCOUNT TOTAL	976.50
								ORG 58074000 TOTAL	69,137.50
58075000								VT 5307 ADA Paratransit	
58075000 632002								Outside Printing	
001121 QUICK PRINT CENTER,	99696	0	2023	4	INV P			1,041.00 pcard	Printing - Two invo
								ACCOUNT TOTAL	1,041.00
58075000 640800								Contractor Fees	
001186 RUNNING, INC.	100804	0	2023	4	INV P			82,241.25 051023	558928 April VTII, Elderly
								ACCOUNT TOTAL	82,241.25
58075000 641308								Cellular Phones	
001442 VERIZON WIRELESS SER	100644	0	2023	4	INV P			730.71 pcard	Data plan
								ACCOUNT TOTAL	730.71

INVOICE LIST BY GL ACCOUNT

YEAR/PERIOD: 2023/4 TO 2023/4									
ACCOUNT/VENDOR	DOCUMENT	PO	YEAR/PR	TYP S	CHECK RUN	CHECK	DESCRIPTION		
			ORG 58075000	TOTAL				84,012.96	
58076000			VT 5307 Ancillary Paratransit						
58076000 640800 1806			Contractor Fees						
001186 RUNNING, INC.	100804	0	2023 4 INV P		3,060.85	051023	558928 April VTII, Elderly		
			ACCOUNT TOTAL		3,060.85				
58076000 640800 1807			Contractor Fees						
001186 RUNNING, INC.	100804	0	2023 4 INV P		164.40	051023	558928 April VTII, Elderly		
			ACCOUNT TOTAL		164.40				
58076000 640800 1809			Contractor Fees OC Demand Resp						
001186 RUNNING, INC.	100807	0	2023 4 INV P		28,869.30	051023	558928 April Rural service		
			ACCOUNT TOTAL		28,869.30				
58076000 640800 1813			Contractor Fees-Neenah DAR						
001186 RUNNING, INC.	100806	0	2023 4 INV P		3,788.40	051023	558928 April NWDAR Service		
			ACCOUNT TOTAL		3,788.40				
58076000 640800 1819			Contractor Fees-Connectr Hours						
001186 RUNNING, INC.	100805	0	2023 4 INV P		18,291.25	051023	558928 April Connector ser		
			ACCOUNT TOTAL		18,291.25				
58076000 640800 1820			Contractor Fees-Connector Area						
001186 RUNNING, INC.	100805	0	2023 4 INV P		4,808.00	051023	558928 April Connector ser		
			ACCOUNT TOTAL		4,808.00				
			ORG 58076000	TOTAL				58,982.20	
58079000			VT COVID-19 Response						
58079000 640800			Contractor Fees						
002401 CLEAN POWER, LLC	98265	0	2023 4 INV P		3,747.45	040523	558349 Level 1 bus cleanin		
			ACCOUNT TOTAL		3,747.45				
			ORG 58079000	TOTAL				3,747.45	
FUND 580 Valley Transit			TOTAL:					346,985.14	

** END OF REPORT - Generated by Debra Ebben **

INVOICE LIST BY GL ACCOUNT

YEAR/PERIOD: 2023/3 TO 2023/3	ACCOUNT/VENDOR	DOCUMENT	PO	YEAR/PR	TYP	S	CHECK RUN	CHECK	DESCRIPTION
58071000			VT 5307 Admin						
58071000	620100			Training/Conferences					
000516	FOX CITIES KIWANIS	97291	0	2023	3	INV P	150.00	pcard	Kitdz Expo 2023
999990	GLACIER CANYON LLC	97414	0	2023	3	INV P	248.76	pcard	WAMM Conference
999990	METRO 019-METRO CENT	98091	0	2023	3	INV P	30.00	pcard	DC Conference
999990	METRO 046-NAT AIRPRT	98092	0	2023	3	INV P	10.00	pcard	DC Conference
999990	LYFT *RIDE WED 3AM	98093	0	2023	3	INV P	29.99	pcard	DC Conference
999990	GRAND HYATT WASHINGT	98094	0	2023	3	INV P	1,567.41	pcard	DC Conference
999990	DELTA AIR BAGGAGE	98095	0	2023	3	INV P	30.00	pcard	DC Conference
999990	DELTA AIR BAGGAGE	98096	0	2023	3	INV P	30.00	pcard	DC Conference
999990	APPLETON INTERNATIONAL	98097	0	2023	3	INV P	36.00	pcard	DC Conference
999990	UNITED 01698380	98098	0	2023	3	INV P	35.00	pcard	CA D&A Conference
999990	UNITED 01698394	98171	0	2023	3	INV P	35.00	pcard	CA D&A Conference
999990	WAMM	98727	0	2023	3	INV P	250.00	pcard	WAMM Conference
							2,302.16		
				ACCOUNT TOTAL			2,452.16		
58071000	620500			Employee Recruitment					
001942	APPLETON SIGN COMPAN	97035	0	2023	3	INV P	1,223.50	031523	558050 Advertising - emplo
002158	CAREERBUILDER	96705	0	2023	3	INV P	438.63	030823	557948 January 2023 Jobs
002694	RNS COMMUNICATIONS I	97102	220446	2023	3	INV P	600.00	031523	558099 Advertising
002694	RNS COMMUNICATIONS I	97103	220446	2023	3	INV P	600.00	031523	558099 Advertising
002694	RNS COMMUNICATIONS I	97139	0	2023	3	INV P	600.00	032223	558200 Advertising
							1,800.00		
				ACCOUNT TOTAL			3,462.13		
58071000	630100			Office Supplies					
001983	AMAZON	97313	0	2023	3	INV P	25.48	pcard	office supplies
999990	QUILL CORPORATION	97297	0	2023	3	INV P	171.98	pcard	Office supplies
999990	QUILL CORPORATION	97375	0	2023	3	INV P	205.91	pcard	Office supplies
999990	CAMERON S COFFEE	98698	0	2023	3	INV P	255.68	pcard	Supplies
999990	QUILL CORPORATION	98719	0	2023	3	INV P	1.00	pcard	Office supplies
999990	QUILL CORPORATION	98720	0	2023	3	INV P	101.52	pcard	office supplies
							736.09		
				ACCOUNT TOTAL			761.57		
58071000	630200			Subscriptions					
999990	GAN*WINEWSPAPERCIRC	97296	0	2023	3	INV P	40.00	pcard	Post Crescent month
				ACCOUNT TOTAL			40.00		
58071000	630300			Memberships & Licenses					

INVOICE LIST BY GL ACCOUNT

YEAR/PERIOD: 2023/3 TO 2023/3		ACCOUNT/VENDOR	DOCUMENT	PO	YEAR/PR	TYP	S	CHECK RUN	CHECK	DESCRIPTION	
999990	DMA EPAY SERVICE FEE	97284		0	2023	3	INV P		6.13	pcard	Chemical inventory
999990	DMA EPAY EPCRA FEES	97285		0	2023	3	INV P		245.00	pcard	Chemical inventory
									251.13		
									ACCOUNT TOTAL		251.13
58071000	630400										Postage / Freight
000460	FEDEX - FEDERAL EXPR	97298		0	2023	3	INV P		667.20	pcard	Freight - vault
001583	UNITED STATES POSTAL	98700		0	2023	3	INV P		1.98	pcard	FCTC postage
999990	ADAPTIVE MICRO SYSTE	97374		0	2023	3	INV P		26.69	pcard	Freight
									ACCOUNT TOTAL		695.87
58071000	631603										Other Misc. Supplies
999990	TST* URBAN MODERN KI	98051		0	2023	3	INV P		68.02	pcard	Team building sessi
									ACCOUNT TOTAL		68.02
58071000	632002										Outside Printing
001121	QUICK PRINT CENTER,	97376		0	2023	3	INV P		228.21	pcard	Brochures
									ACCOUNT TOTAL		228.21
58071000	632300										Safety Supplies
000274	CINTAS CORPORATION	97292		0	2023	3	INV P		14.30	pcard	Mats & Safety suppl
									ACCOUNT TOTAL		14.30
58071000	632800										Signs
000362	DELL MARKETING L.P.	97920		0	2023	3	INV P		1,395.00	040523	558354 Dell Laptop
									ACCOUNT TOTAL		1,395.00
58071000	640300										Bank Service Fees
000814	LOOMIS ARMORED US, L	96290		0	2023	3	INV P		169.90	030823	557982 ARMORED CAR SERVICE
									ACCOUNT TOTAL		169.90
58071000	640800										Contractor Fees
001771	RED SHOES PR, INC.	96806		0	2023	3	INV P		5,994.50	031523	558096 February marketing
									ACCOUNT TOTAL		5,994.50
58071000	641200										Advertising
001771	RED SHOES PR, INC.	96807		0	2023	3	INV P		5,000.00	031523	558096 March digital adver
002486	TIMBER RATTLERS	96801		0	2023	3	INV P		5,000.00	031523	558104 Advertising
									ACCOUNT TOTAL		10,000.00

INVOICE LIST BY GL ACCOUNT

YEAR/PERIOD: 2023/3 TO 2023/3										
ACCOUNT/VENDOR	DOCUMENT	PO	YEAR/PR	TYP	S	CHECK RUN	CHECK	DESCRIPTION		
58071000 641301			Electric							
001575 WE ENERGIES	554	0	2023	3	INV P	4,949.82	030123	557931 ELEC 707600246-0000		
001575 WE ENERGIES	555	0	2023	3	INV P	1,892.91	032923	558322 ELEC 707600246-0000		
						6,842.73				
			ACCOUNT TOTAL			6,842.73				
58071000 641302			Gas							
001575 WE ENERGIES	554	0	2023	3	INV P	4,732.92	030123	557931 GAS 707600246-00001		
001575 WE ENERGIES	555	0	2023	3	INV P	4,604.18	032923	558322 GAS 707600246-00001		
						9,337.10				
			ACCOUNT TOTAL			9,337.10				
58071000 642400			Software Support							
003074 TRILLIUM SOLUTIONS	97043	0	2023	3	INV P	6,839.00	031523	558108 GTFS annual softwar		
999990 ZOOM.US 888-799-9666	98050	0	2023	3	INV P	10.00	pcard	Teleconference mont		
			ACCOUNT TOTAL			6,849.00				
58071000 643000			Health Services							
999990 AW EMPL SOLUTN PORTA	97294	0	2023	3	INV P	155.00	pcard	Ascension Fed DOT P		
			ACCOUNT TOTAL			155.00				
			ORG 58071000 TOTAL			48,716.62				
58072000			VT 5307 vehicle Maintenance							
58072000 630901			Shop Supplies							
000035 AIRGAS USA, LLC	97042	0	2023	3	INV P	56.77	031523	558049 Shop supplies		
000035 AIRGAS USA, LLC	97853	0	2023	3	INV P	49.77	032923	558228 Shop supplies		
						106.54				
001194 SAFETY-KLEEN	96805	0	2023	3	INV P	50.00	031523	558100 Recycling		
001223 SERVICE MOTOR COMPAN	97326	0	2023	3	INV P	36.70	pcard	Parts & supplies		
001655 AUTOMOTIVE SUPPLY CO	97039	0	2023	3	INV P	372.17	031523	558053 Shop supplies		
001655 AUTOMOTIVE SUPPLY CO	97040	0	2023	3	INV P	1,404.79	031523	558053 Supply, tools & par		
						1,776.96				
999990 TARTAN SUPPLY CO LLC	98705	0	2023	3	INV P	445.46	pcard	TARTAN SUPPLY Janit		
			ACCOUNT TOTAL			2,415.66				
58072000 630902			Tools & Instruments							

INVOICE LIST BY GL ACCOUNT

YEAR/PERIOD: 2023/3 TO 2023/3									
ACCOUNT/VENDOR	DOCUMENT	PO	YEAR/PR	TYP	S	CHECK	RUN	CHECK	DESCRIPTION
001655 AUTOMOTIVE SUPPLY CO	97040	0	2023	3	INV P	194.04	031523	558053	Supply, tools & par
ACCOUNT TOTAL						194.04			
58072000 632200			Gas Purchases						
000763 KWIK TRIP, INC	96817	0	2023	3	INV P	495.93	031523	558074	February Fuel
ACCOUNT TOTAL						495.93			
58072000 632601			Repair Parts						
000089 NEW FLYER OF AMERICA	96808	0	2023	3	INV P	1,597.50	031523	558089	Parts
000089 NEW FLYER OF AMERICA	96809	0	2023	3	INV P	342.36	031523	558089	Parts
000089 NEW FLYER OF AMERICA	96810	0	2023	3	INV P	1,597.50	031523	558089	Parts
000089 NEW FLYER OF AMERICA	96811	0	2023	3	INV P	663.18	031523	558089	Parts
000089 NEW FLYER OF AMERICA	96812	0	2023	3	INV P	960.47	031523	558089	Parts
000089 NEW FLYER OF AMERICA	97848	0	2023	3	INV P	4,792.50	032923	558281	Parts
000089 NEW FLYER OF AMERICA	97849	0	2023	3	INV P	149.28	032923	558281	Parts
						10,102.79			
000759 KUNDINGER FLUID POWE	98701	0	2023	3	INV P	68.83	pcard		Parts
001223 SERVICE MOTOR COMPAN	97326	0	2023	3	INV P	125.00	pcard		Parts & supplies
001595 JX TRUCK CENTER	95154	0	2023	3	INV P	484.70	032923	558264	Parts
001595 JX TRUCK CENTER	95157	0	2023	3	CRM P	-3,899.60	032923	558264	Credit for parts re
001595 JX TRUCK CENTER	96818	0	2023	3	INV P	500.08	032923	558264	Parts
001595 JX TRUCK CENTER	96819	0	2023	3	INV P	125.02	032923	558264	Parts
001595 JX TRUCK CENTER	96820	0	2023	3	INV P	62.51	032923	558264	Parts
001595 JX TRUCK CENTER	96822	0	2023	3	INV P	674.80	032923	558264	Parts
001595 JX TRUCK CENTER	97843	0	2023	3	CRM P	-339.26	032923	558264	Parts
001595 JX TRUCK CENTER	97844	0	2023	3	INV P	425.63	032923	558264	Parts
001595 JX TRUCK CENTER	97845	0	2023	3	INV P	354.07	032923	558264	Parts
						-1,612.05			
001655 AUTOMOTIVE SUPPLY CO	97040	0	2023	3	INV P	1,458.52	031523	558053	Supply, tools & par
999990 SQ *KLINK HYDRAULICS	98730	0	2023	3	INV P	74.70	pcard		Parts
ACCOUNT TOTAL						10,217.79			
58072000 632700			Miscellaneous Equipment						
000172 BAYCOM, INC.	97127	0	2023	3	INV P	218.75	032223	558143	SERVICE CALL - POWE
ACCOUNT TOTAL						218.75			
58072000 641700			Vehicle Repairs & Maint						
001595 JX TRUCK CENTER	95155	0	2023	3	INV P	406.25	032923	558264	Service
001595 JX TRUCK CENTER	95156	0	2023	3	INV P	406.25	032923	558264	Service
						812.50			

INVOICE LIST BY GL ACCOUNT

YEAR/PERIOD: 2023/3 TO 2023/3									
ACCOUNT/VENDOR	DOCUMENT	PO	YEAR/PR	TYP	S	CHECK	RUN	CHECK	DESCRIPTION
			ACCOUNT TOTAL			812.50			
58072000 641800			Equip Repairs & Maint						
001655 AUTOMOTIVE SUPPLY CO	97041	0	2023 3 INV P			47.10	031523		558053 Parts for equipment
			ACCOUNT TOTAL			47.10			
58072000 643000			Health Services						
001588 THEDACARE, INC.	97037	0	2023 3 INV P			83.30	031523		558102 DOT Physicals
			ACCOUNT TOTAL			83.30			
58072000 645100			Laundry Services						
000274 CINTAS CORPORATION	97293	0	2023 3 INV P			96.00	pcard		Uniforms and mats
			ACCOUNT TOTAL			96.00			
			ORG 58072000 TOTAL			14,581.07			
58073000			VT 5307 Building Maintenance						
58073000 630600			Building Maint./Janitorial						
000758 KUETTEL'S SEPTIC SER	97852	0	2023 3 INV P			425.00	032923		558268 Floor pit cleaning
			ACCOUNT TOTAL			425.00			
58073000 640700			Solid waste/Recycling Pickup						
999990 GFL ENVIRONMENTAL IN	99109	0	2023 3 INV P			232.50	pcard		GFL Trash service M
999990 GFL ENVIRONMENTAL IN	99110	0	2023 3 INV P			104.00	pcard		GFL Recyling servic
						336.50			
			ACCOUNT TOTAL			336.50			
58073000 644000			Snow Removal Services						
003022 BOB & DAVE'S	97091	0	2023 3 INV P			2,250.00	032223		558145 Snow hauling - Tran
003022 BOB & DAVE'S	97092	0	2023 3 INV P			1,030.00	032223		558145 Snow removal - Whit
003022 BOB & DAVE'S	97093	0	2023 3 INV P			90.00	032223		558145 Snow removal - Whit
003022 BOB & DAVE'S	97094	0	2023 3 INV P			822.50	032223		558145 Snow removal - Whit
003022 BOB & DAVE'S	97095	0	2023 3 INV P			6,000.00	032223		558145 Snow hauling - Tran
003022 BOB & DAVE'S	97096	0	2023 3 INV P			6,775.00	032223		558145 Snow removal - Tran
003022 BOB & DAVE'S	97854	0	2023 3 INV P			632.50	032923		558236 Snow removal servic
						17,600.00			
			ACCOUNT TOTAL			17,600.00			
58073000 645100			Laundry Services						
000274 CINTAS CORPORATION	97292	0	2023 3 INV P			139.32	pcard		Mats & Safety suppl
000274 CINTAS CORPORATION	97293	0	2023 3 INV P			493.56	pcard		Uniforms and mats
						632.88			

INVOICE LIST BY GL ACCOUNT

YEAR/PERIOD: 2023/3 TO 2023/3									
ACCOUNT/VENDOR	DOCUMENT	PO	YEAR/PR	TYP	S	CHECK RUN	CHECK	DESCRIPTION	
			ACCOUNT TOTAL						632.88
58073000 659900			Other Contracts/Obligation						
002401 CLEAN POWER, LLC	96315	0	2023 3 INV P			573.22	030823	557953 Janitorial Services	
			ACCOUNT TOTAL						573.22
58073000 680300 1800			Buildings						
001021 WESTWOOD INFRASTRUCT	96802	0	2023 3 INV P			39,244.09	031523	558125 Professional Servic	
001283 STAFFORD ROSENBAUM,	97880	230132	2023 3 INV P			6,572.00	032923	558298 Transit Center Mult	
002967 LHB, INC	96813	0	2023 3 INV P			21,114.50	031523	558077 Transit Center Need	
999990 IMEG CORP	98697	0	2023 3 INV P			1,950.00	pcard	IMEG CORP - Whitman	
			ACCOUNT TOTAL						68,880.59
			ORG 58073000 TOTAL						88,448.19
58074000			VT 5307 Operations						
58074000 632101			Uniforms						
001396 UNIFIRST CORPORATION	96803	0	2023 3 INV P			50.65	031523	558110 Uniforms	
			ACCOUNT TOTAL						50.65
58074000 632200			Gas Purchases						
000763 KWIK TRIP, INC	96817	0	2023 3 INV P			13.67	031523	558074 February Fuel	
001608 GARROW OIL CORPORATI	96211	230164	2023 3 INV P			26,593.94	030123	557864 #1 Ultra Low Sulfur	
001608 GARROW OIL CORPORATI	97887	230218	2023 3 INV P			26,263.54	032923	558255 #1 Ultra Low Sulfur	
						52,857.48			
			ACCOUNT TOTAL						52,871.15
58074000 632602			Tires						
001996 MATTHEWS TIRE, INC.	96814	0	2023 3 INV P			68.00	031523	558082 Tire spin & balance	
001996 MATTHEWS TIRE, INC.	97850	0	2023 3 INV P			68.00	032923	558274 Tire service	
001996 MATTHEWS TIRE, INC.	97851	0	2023 3 INV P			136.00	032923	558274 Tire service	
						272.00			
			ACCOUNT TOTAL						272.00
58074000 632603			Lubricants						
000615 HARTLAND LUBRICANTS	97036	0	2023 3 INV P			1,142.60	031523	558070 DEF	
			ACCOUNT TOTAL						1,142.60
58074000 640800			Contractor Fees						

INVOICE LIST BY GL ACCOUNT

YEAR/PERIOD: 2023/3 TO 2023/3										
ACCOUNT/VENDOR	DOCUMENT	PO	YEAR/PR	TYP	S	CHECK RUN	CHECK	DESCRIPTION		
002401 CLEAN POWER, LLC	96882	0	2023 3	INV	P	2,801.75 031523	558060	Level 1 bus cleanin		
ACCOUNT TOTAL						2,801.75				
58074000 643000				Health Services						
001588 THEDACARE, INC.	97038	0	2023 3	INV	P	83.30 031523	558103	DOT Physicals		
001588 THEDACARE, INC.	97846	0	2023 3	INV	P	177.65 032923	558313	DOT Physicals		
001588 THEDACARE, INC.	97847	0	2023 3	INV	P	163.20 032923	558314	DOT Physicals		
						424.15				
999990 AW EMPL SOLUTN PORTA	97295	0	2023 3	INV	P	184.00 pcard		Federal DOT Physica		
999990 AW EMPL SOLUTN PORTA	98699	0	2023 3	INV	P	161.00 pcard		DOT Physicals		
						345.00				
ACCOUNT TOTAL						769.15				
58074000 659900				Other Contracts/Obligation						
999990 BHN*GIFTCARDS.COM	98721	0	2023 3	INV	P	2,468.15 pcard		Driver incentive pr		
ACCOUNT TOTAL						2,468.15				
ORG 58074000 TOTAL						60,375.45				
58075000			VT 5307	ADA	Paratransit					
58075000 640800					Contractor Fees					
001186 RUNNING, INC.	99475	0	2023 3	INV	P	92,244.40 041923	558585	March VTII, Elderly		
ACCOUNT TOTAL						92,244.40				
58075000 641308					Cellular Phones					
001442 VERIZON WIRELESS SER	97290	0	2023 3	INV	P	730.71 pcard		Data plan		
001442 VERIZON WIRELESS SER	98718	0	2023 3	INV	P	730.71 pcard		March 2023 data		
						1,461.42				
ACCOUNT TOTAL						1,461.42				
ORG 58075000 TOTAL						93,705.82				
58076000			VT 5307	Ancillary	Paratransit					
58076000 640800 1806					Contractor Fees					
001186 RUNNING, INC.	99475	0	2023 3	INV	P	3,116.25 041923	558585	March VTII, Elderly		
ACCOUNT TOTAL						3,116.25				
58076000 640800 1807					Contractor Fees					
001186 RUNNING, INC.	99475	0	2023 3	INV	P	102.75 041923	558585	March VTII, Elderly		
ACCOUNT TOTAL						102.75				

INVOICE LIST BY GL ACCOUNT

YEAR/PERIOD: 2023/3 TO 2023/3									
ACCOUNT/VENDOR	DOCUMENT	PO	YEAR/PR	TYP S	CHECK RUN	CHECK	DESCRIPTION		
58076000 640800 1809 001186 RUNNING, INC.	99477	0	2023 3	OC Demand Resp INV P	041923		March Rural service	31,234.50	558585
ACCOUNT TOTAL								31,234.50	
58076000 640800 1813 001186 RUNNING, INC.	99478	0	2023 3	Fees-Neenah DAR INV P	041923		March NWDAR service	4,190.20	558585
ACCOUNT TOTAL								4,190.20	
58076000 640800 1818 001621 CALUMET COUNTY	99480	0	2023 3	Fees-CC Rural CRM P	041923		Calumet County rura	-673.11	558506
001621 CALUMET COUNTY	99481	0	2023 3	INV P	041923		February Rural serv	502.83	558506
001621 CALUMET COUNTY	99482	0	2023 3	INV P	041923		March rural service	1,259.56	558506
								1,089.28	
ACCOUNT TOTAL								1,089.28	
58076000 640800 1819 001186 RUNNING, INC.	99476	0	2023 3	Fees-Connectr Hours INV P	041923		March Connector ser	21,346.75	558585
ACCOUNT TOTAL								21,346.75	
58076000 640800 1820 001186 RUNNING, INC.	99476	0	2023 3	Fees-Connector Area INV P	041923		March Connector ser	5,944.00	558585
ACCOUNT TOTAL								5,944.00	
ORG 58076000 TOTAL								67,023.73	
FUND 580 Valley Transit		TOTAL:						372,850.88	

** END OF REPORT - Generated by Debra Ebben **

City of Appleton
VALLEY TRANSIT INCOME STATEMENT
For four months Ending April 30, 2023

Description	Month of April Actual	Prior Year April	YTD As of April Actual	Prior YTD April	2023 Amended Budget	2023 % of Total Budget
REVENUES						
Bus Fare Revenue	102,686	105,847	200,997	194,425	858,843	23.40%
Paratransit Fare Revenue	33,544	34,892	135,272	135,616	704,430	19.20%
Total Fare Revenue	136,230	140,739	336,269	330,041	1,563,273	21.51%
Other Charges for Service	12,788	9,984	28,878	32,137	65,000	44.43%
Other Revenues	1,209	354	5,960	23,462	14,000	42.57%
TOTAL REVENUES	150,227	151,077	371,107	385,640	1,642,273	22.60%
EXPENSES BY LINE ITEM						
Regular Salaries & Labor pool alloc	220,789	192,342	881,754	862,744	3,419,523	25.79%
Overtime	26,173	29,542	113,530	88,202	76,131	149.12%
Incentive Pay	-	-	-	-	1,335	0.00%
Other Compensation	1,914	1,925	1,914	1,925	-	-
Fringes	91,438	83,180	355,776	329,086	1,395,237	25.50%
Unemployment Compensation	-	165	-	165	-	-
Salaries & Fringe Benefits	340,314	307,154	1,352,974	1,282,122	4,892,226	27.66%
Training & Conferences & Tuition Fees	2,886	318	10,473	1,461	27,200	38.50%
Employee Recruitment	600	493	4,662	2,332	7,280	64.04%
Office Supplies	528	429	1,846	1,151	5,400	34.19%
Subscriptions	175	175	390	278	1,020	38.24%
Memberships & Licenses	-	-	8,617	8,975	18,320	47.04%
Postage & Freight	-	18	700	223	3,700	18.92%
Awards & Recognition	91	-	91	716	930	9.78%
Food & Provisions	-	-	632	160	1,240	50.97%
Insurance	11,439	-	223,162	184,025	222,790	87.61%
Insurance dividend & return of surplus	(27,981)	(34,713)	(27,981)	(34,713)	-	-
Depreciation Expense	107,647	102,544	430,586	410,176	1,291,758	33.33%
Administrative Expenses	95,385	69,264	653,178	574,784	1,579,638	41.35%
Landscape Supplies	-	-	-	-	1,500	0.00%
Shop Supplies & Tools (& misc)	3,092	634	10,432	17,104	55,450	18.81%
Printing & Reproduction	2,192	446	2,571	2,377	27,910	9.21%
Uniforms	390	-	1,437	190	9,280	15.48%
Gas Purchases	43,930	58,258	191,490	185,746	1,050,500	18.23%
Safety Supplies	47	-	401	2,131	500	80.20%
Vehicle & Equipment Parts	34,011	10,994	89,672	93,769	205,500	43.64%
Miscellaneous Equipment	624	-	5,057	809	25,100	20.15%
Signs	1,088	-	5,240	2,770	12,000	43.67%
Supplies & Materials	85,374	70,332	306,300	304,896	1,387,740	22.07%
Accounting/Audit	-	-	-	-	10,000	0.00%
Bank Services	168	175	785	842	6,680	11.75%
Consulting Services	-	6,027	-	12,787	-	0.00%
Solid Waste/Recycling	337	304	1,346	913	5,430	24.79%
Contractor Fees	182,720	195,297	660,206	693,530	3,471,907	19.02%
Advertising	5,000	-	27,600	4,250	50,309	54.86%
Health Services	977	103	4,228	2,478	9,200	45.96%
Snow Removal Services	12,176	1,713	42,270	9,952	39,000	108.38%
Laundry Services	911	275	2,536	1,863	15,340	16.53%
Other Contracts/Obligations	754	3,593	7,020	11,279	100,790	6.96%
Purchased Services	203,043	207,487	745,991	737,894	3,708,656	20.11%

City of Appleton
VALLEY TRANSIT INCOME STATEMENT
For four months Ending April 30, 2023

Description	Month of April Actual	Prior Year April	YTD As of April Actual	Prior YTD April	2023 Amended Budget	2023 % of Total Budget
Electric	-	-	11,913	15,757	55,620	21.42%
Gas	-	-	14,856	14,631	23,000	64.59%
Water	-	-	2,081	1,837	7,850	26.51%
Waste Disposal/Collection	-	-	1,082	889	4,160	26.01%
Stormwater	-	-	2,742	2,655	10,000	27.42%
Telephone	1,818	320	5,150	3,283	17,700	29.10%
Utilities	1,818	320	37,824	39,052	118,330	31.96%
Building/Grounds Repair & Maintenance	-	-	443	436	-	0.00%
Vehicle Repair & Maintenance	1,219	525	2,686	7,804	10,050	26.73%
Equipment Repair & Maintenance	530	-	3,822	1,045	9,650	39.61%
FMD Charges & Material	-	-	26,478	23,944	142,503	18.58%
Software Support	28,592	3,915	83,154	83,498	120,097	69.24%
Repairs & Maintenance	30,341	4,440	116,583	116,727	282,300	41.30%
Total Operating Expenses	756,275	658,997	3,212,850	3,055,475	11,968,890	26.84%
OPERATING INCOME (LOSS)	(606,048)	(507,920)	(2,841,743)	(2,669,835)	(10,326,617)	
NON-OPERATING REVENUES						
Federal Support	-	-	-	-	3,560,391	0.00%
State Support	-	2,471,395	-	2,471,395	3,082,885	0.00%
Appleton Support	324,680	275,230	1,298,720	1,100,920	724,810	179.18%
Other Local Support	1,447,263	679,062	1,571,713	1,439,628	1,899,499	82.74%
Investment Income	-	-	4,211	-	12,500	33.69%
Donations	14,167	4,167	26,821	16,815	63,386	42.31%
TOTAL NON-OPERATING REVENUE	1,786,110	3,429,854	2,901,465	5,028,758	9,343,471	31.05%
Buildings	35,127	13,840	105,958	34,842	7,500,000	1.41%
Machinery & Equipment	-	9,795	75,940	20,174	-	#DIV/0!
Furniture & Fixtures	-	-	-	-	-	#DIV/0!
Vehicles	-	-	-	2,471,395	50,000	0.00%
Capital Expenditures	35,127	23,635	181,898	2,526,411	7,550,000	2.41%
NET INCOME (LOSS)	1,144,935	2,898,299	(122,176)	(167,488)	(8,533,146)	

City of Appleton
PURCHASED TRANSPORTATION
For four months Ending April 30, 2023

Description	Month of April Actual	Prior Year April	YTD As of April Actual	Prior YTD April	2023 Amended Budget	2023 % of Total Budget
PURCHASED TRANSPORTATION EXPENSE						
VTII - Disabled	84,341	85,915	341,096	355,554	2,052,750	16.62%
VTII - Elderly	4,845	1,745	13,102	9,907	62,480	20.97%
PT - Optional (Sunday)	593	212	1,357	1,517	17,850	7.60%
Outagamie County Demand Response Rural	29,529	26,784	112,335	113,838	289,125	38.85%
Outagamie County Human Services Transportation	-	527	119	2,244	11,900	1.00%
Neenah Dial - A - Ride	4,712	2,698	18,528	13,102	142,800	12.97%
Calumet County Van Service	1,846	1,281	8,530	8,093	28,800	29.62%
Connector - Extended Service Hours	22,737	19,549	88,091	99,549	412,000	21.38%
Connector - Extended Service Area	5,356	5,306	22,325	23,638	141,625	15.76%
Downtown Trolley	-	-	-	-	32,554	0.00%
Total Purchased Transportation	153,959	144,017	605,483	627,442	3,191,884	18.97%

City of Appleton
VALLEY TRANSIT INCOME STATEMENT
For three months Ending March 31, 2023

Description	Month of March Actual	Prior Year March	YTD As of March Actual	Prior YTD March	2023 Amended Budget	2023 % of Total Budget
REVENUES						
Bus Fare Revenue	45,663	31,316	98,311	83,574	858,843	11.45%
Paratransit Fare Revenue	41,028	60,983	101,728	100,724	704,430	14.44%
Total Fare Revenue	86,691	92,299	200,039	184,298	1,563,273	12.80%
Other Charges for Service	12,563	15,644	16,090	22,153	65,000	24.75%
Other Revenues	24	-	4,358	7,306	14,000	31.13%
TOTAL REVENUES	99,278	107,943	220,487	213,757	1,642,273	13.43%
EXPENSES BY LINE ITEM						
Regular Salaries & Labor pool alloc	332,189	306,307	660,963	670,401	3,419,523	19.33%
Overtime	34,007	34,841	87,357	58,660	76,131	114.75%
Incentive Pay	-	-	-	-	1,335	0.00%
Other Compensation	-	-	-	-	-	-
Fringes	109,007	98,806	264,340	245,906	1,395,237	18.95%
Unemployment Compensation	-	-	-	-	-	-
Salaries & Fringe Benefits	475,203	439,954	1,012,660	974,967	4,892,226	20.70%
Training & Conferences	3,679	933	7,587	1,143	27,200	27.89%
Employee Recruitment	3,462	788	4,062	1,838	7,280	55.80%
Office Supplies	761	289	1,319	722	5,400	24.43%
Subscriptions	40	40	215	103	1,020	21.08%
Memberships & Licenses	251	-	8,617	8,975	18,320	47.04%
Postage & Freight	697	46	700	205	3,700	18.92%
Awards & Recognition	-	666	-	716	930	0.00%
Food & Provisions	-	160	632	160	1,240	50.97%
Insurance	11,439	-	211,723	153,932	222,790	95.03%
Insurance dividend & return of surplus	-	-	-	-	-	-
Depreciation Expense	107,647	102,544	322,940	307,632	1,291,758	25.00%
Administrative Expenses	127,976	105,466	557,795	475,426	1,579,638	35.31%
Landscape Supplies	-	-	-	-	1,500	0.00%
Shop Supplies & Tools (& misc)	(4,228)	7,286	7,341	16,470	55,450	13.24%
Printing & Reproduction	228	1,401	768	1,930	27,910	2.75%
Uniforms	51	-	1,047	190	9,280	11.28%
Gas Purchases	53,367	49,755	147,561	127,488	1,050,500	14.05%
Safety Supplies	14	89	354	2,131	500	70.80%
Vehicle & Equipment Parts	21,953	72,934	55,661	82,775	205,500	27.09%
Miscellaneous Equipment	219	809	4,433	809	25,100	17.66%
Signs	1,395	2,590	4,152	2,770	12,000	34.60%
Supplies & Materials	72,999	134,864	221,317	234,563	1,387,740	15.95%
Accounting/Audit	-	-	-	-	10,000	0.00%
Bank Services	268	166	616	569	6,680	9.22%
Consulting Services	-	6,760	-	6,760	-	0.00%
Solid Waste/Recycling	337	-	1,010	609	5,430	18.60%
Contractor Fees	184,533	188,145	477,487	513,042	3,471,907	13.75%
Advertising	11,650	4,250	22,600	4,250	50,309	44.92%
Health Services	1,007	769	3,251	2,376	9,200	35.34%
Snow Removal Services	18,696	4,012	30,094	6,992	39,000	77.16%
Laundry Services	729	-	1,624	1,588	15,340	10.59%
Other Contracts/Obligations	3,041	2,692	6,266	7,686	100,790	6.22%
Purchased Services	220,261	206,794	542,948	543,872	3,708,656	14.64%
Electric	6,843	10,447	11,913	15,757	55,620	21.42%
Gas	9,337	9,371	14,856	14,631	23,000	64.59%

City of Appleton
VALLEY TRANSIT INCOME STATEMENT
For three months Ending March 31, 2023

Description	Month of March Actual	Prior Year March	YTD As of March Actual	Prior YTD March	2023 Amended Budget	2023 % of Total Budget
Water	1,712	1,512	2,081	1,837	7,850	26.51%
Waste Disposal/Collection	867	709	1,082	889	4,160	26.01%
Stormwater	2,080	1,994	2,742	2,655	10,000	27.42%
Telephone	1,600	925	3,332	2,963	17,700	18.82%
Utilities	22,439	24,958	36,006	38,732	118,330	30.43%
Building/Grounds Repair & Maintenance	443	400	443	400	-	0.00%
Vehicle Repair & Maintenance	-	5,516	1,467	7,279	10,050	14.60%
Equipment Repair & Maintenance	47	667	3,291	1,045	9,650	34.10%
FMD Charges & Material	9,253	-	26,478	15,978	142,503	18.58%
Software Support	6,849	-	54,561	79,583	120,097	45.43%
Repairs & Maintenance	16,592	6,583	86,240	104,285	282,300	30.55%
Total Operating Expenses	<u>935,470</u>	<u>918,619</u>	<u>2,456,966</u>	<u>2,371,845</u>	<u>11,968,890</u>	20.53%
OPERATING INCOME (LOSS)	<u>(836,192)</u>	<u>(810,676)</u>	<u>(2,236,479)</u>	<u>(2,158,088)</u>	<u>(10,326,617)</u>	
NON-OPERATING REVENUES						
Federal Support	-	-	-	-	3,560,391	0.00%
State Support	-	-	-	-	3,082,885	0.00%
Appleton Support	324,680	275,230	974,040	825,690	724,810	134.39%
Other Local Support	51,574	724,279	124,450	760,566	1,899,499	6.55%
Investment Income	4,211	-	4,211	-	12,500	33.69%
Donations	4,324	4,167	12,654	12,648	63,386	19.96%
Fund Balance Applied	-	-	-	-	-	0.00%
TOTAL NON-OPERATING REVENUE	<u>384,789</u>	<u>1,003,676</u>	<u>1,115,355</u>	<u>1,598,904</u>	<u>9,343,471</u>	11.94%
Buildings	68,881	19,000	70,831	20,602	7,500,000	0.94%
Machinery & Equipment	-	-	75,940	10,379	-	0.00%
Furniture & Fixtures	-	-	-	-	-	0.00%
Vehicles	-	-	-	2,471,395	50,000	0.00%
Capital Expenditures	<u>68,881</u>	<u>19,000</u>	<u>146,771</u>	<u>2,502,376</u>	<u>7,550,000</u>	1.94%
NET INCOME (LOSS)	<u>(520,284)</u>	<u>174,000</u>	<u>(1,267,895)</u>	<u>(3,061,560)</u>	<u>(8,533,146)</u>	

City of Appleton
VALLEY TRANSIT INCOME STATEMENT
For three months Ending March 31, 2023

Description	Month of March Actual	Prior Year March	YTD As of March Actual	Prior YTD March	2023 Amended Budget	2023 % of Total Budget
PURCHASED TRANSPORTATION EXPENSE						
VTII - Disabled	94,676	93,399	256,754	267,375	2,052,750	12.51%
VTII - Elderly	3,116	2,022	8,257	7,658	62,480	13.22%
PT - Optional (Sunday)	103	110	763	963	17,850	4.27%
Outagamie County Demand Response Rural	31,997	32,091	82,805	86,815	289,125	28.64%
Outagamie County Human Services Transportation	-	629	119	1,717	11,900	1.00%
Neenah Dial - A - Ride	5,212	3,243	13,816	9,746	142,800	9.68%
Calumet County Van Service	6,684	-	6,684	3,896	28,800	23.21%
Connector - Extended Service Hours	26,291	21,626	65,354	75,345	412,000	15.86%
Connector - Extended Service Area	6,592	5,766	16,969	17,819	141,625	11.98%
Downtown Trolley	-	-	-	-	32,554	0.00%
Total Purchased Transportation	174,671	158,886	451,521	471,334	3,191,884	14.15%

Total Passengers

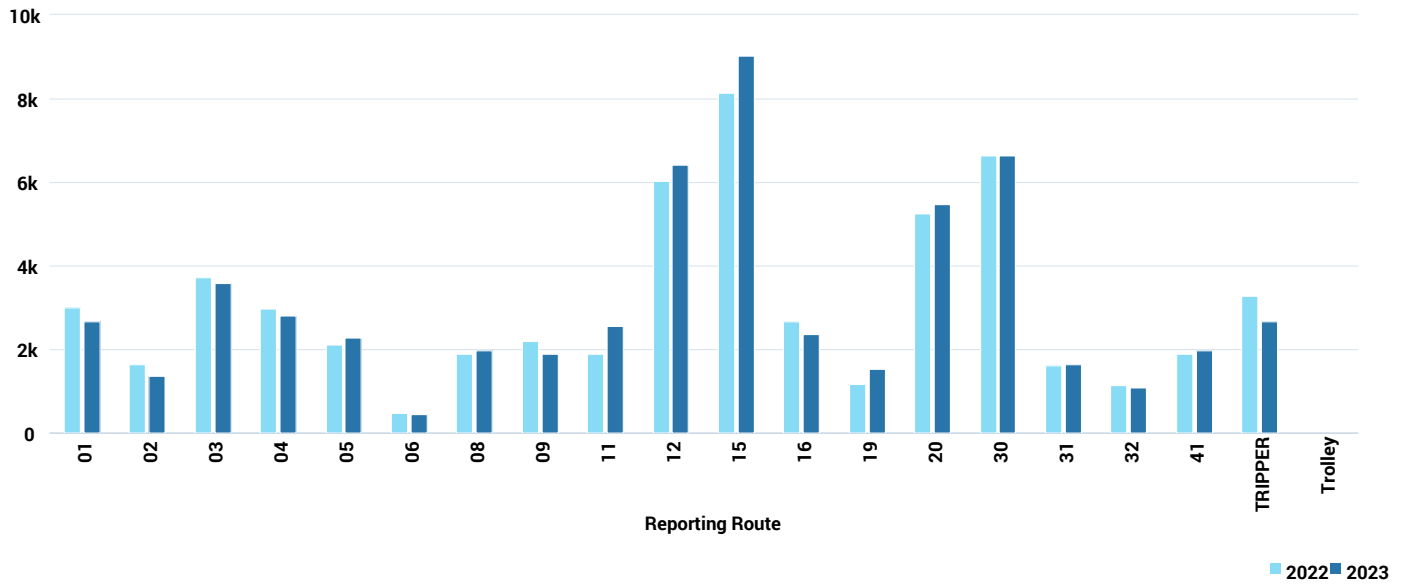
58,372

↑ 1% change
57,698 prev. year

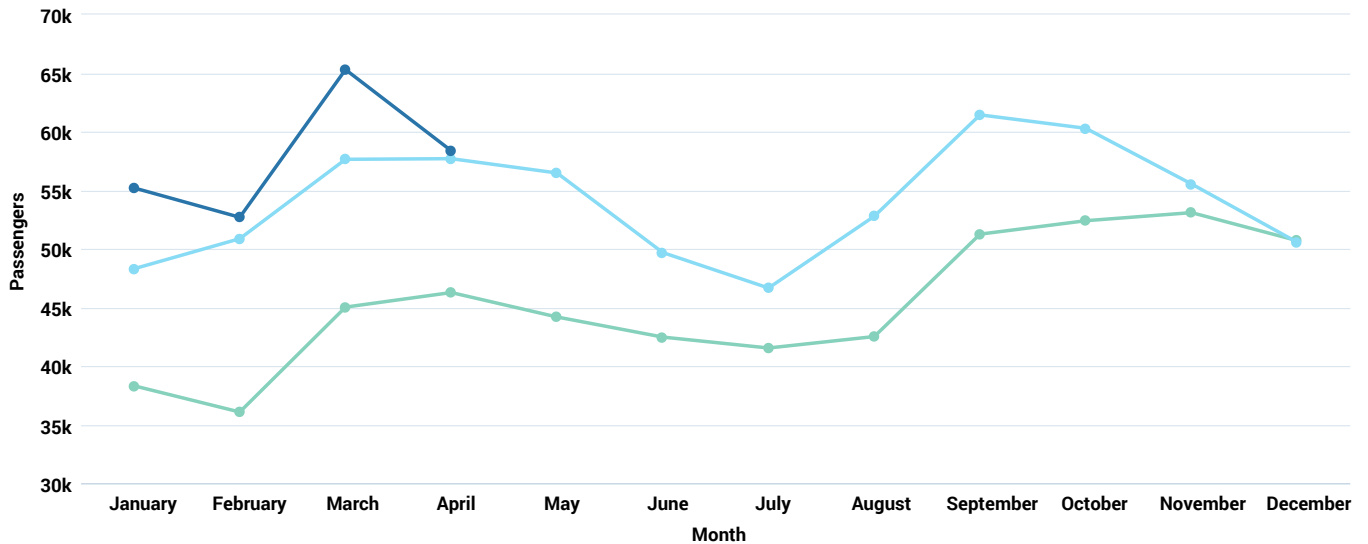
Monthly Fare Group Trend

Fare Group Desc	Prior Year	Current ▼	% Change
Passes & Tickets	24,616	26,485	7.6%
Cash	8,608	9,398	9.2%
AASD	11,200	8,951	-20.1%
Transfers	7,480	7,853	5.0%
FVTC	4,030	3,603	-10.6%
Free	1,273	1,158	-9.0%
Lawrence University	488	918	88.1%

Ridership by Route



Monthly Ridership Trend by Year



Total Passengers

7,381

↘ -2%
change prev. year

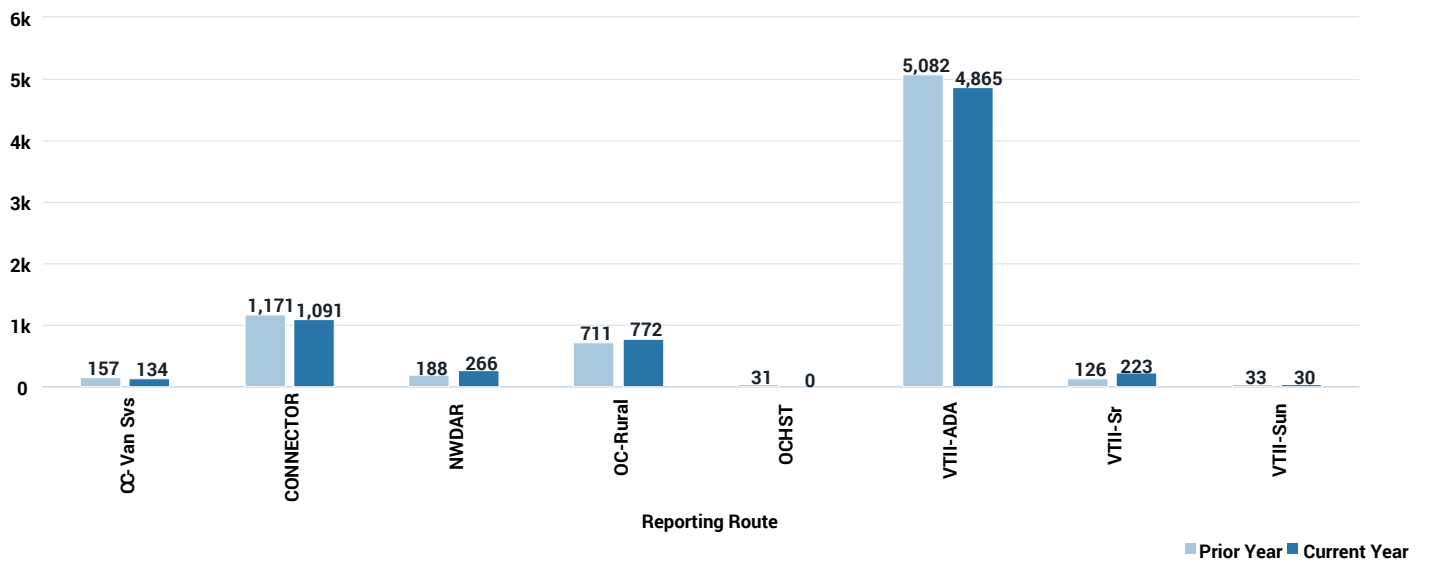
7,499

prev. year

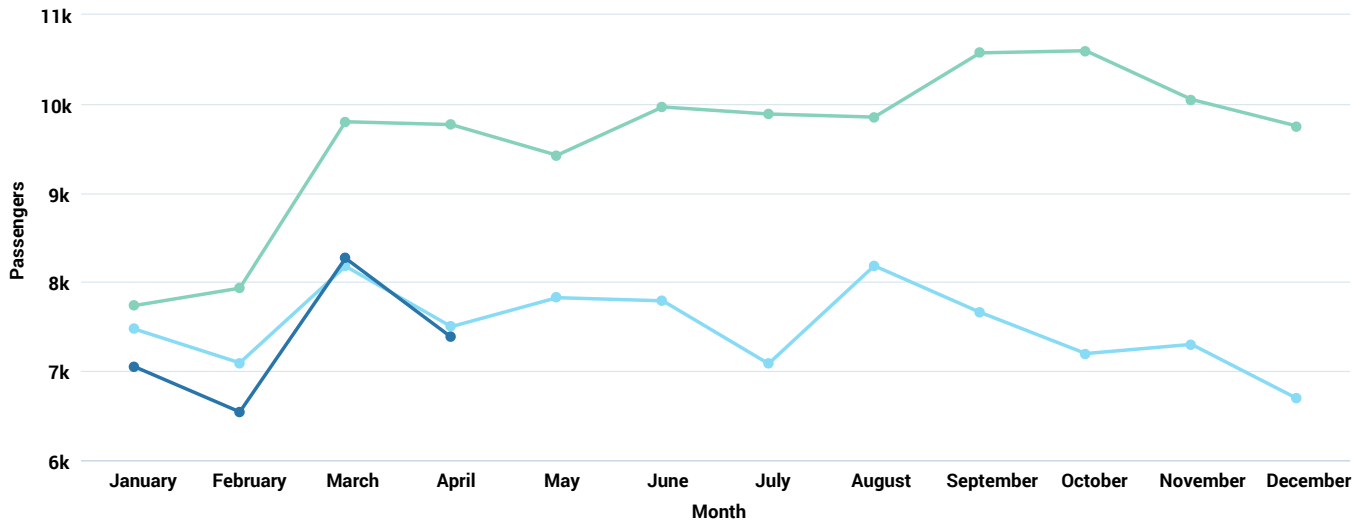
Change in Rides by Program

Reporting Route	Prior Year	Current Year ▼	% Change
VTII-ADA	5,082	4,865	-4.27%
CONNECTOR	1,171	1,091	-6.83%
OC-Rural	711	772	8.58%
NWDAR	188	266	41.49%
VTII-Sr	126	223	76.98%
CC-Van Svs	157	134	-14.65%
VTII-Sun	33	30	-9.09%
OCHST	31	0	-100.00%

Monthly Ridership by Program



Ridership Trend by Year



Agency FY: ● 2021 ● 2022 ● 2023

Total Passengers

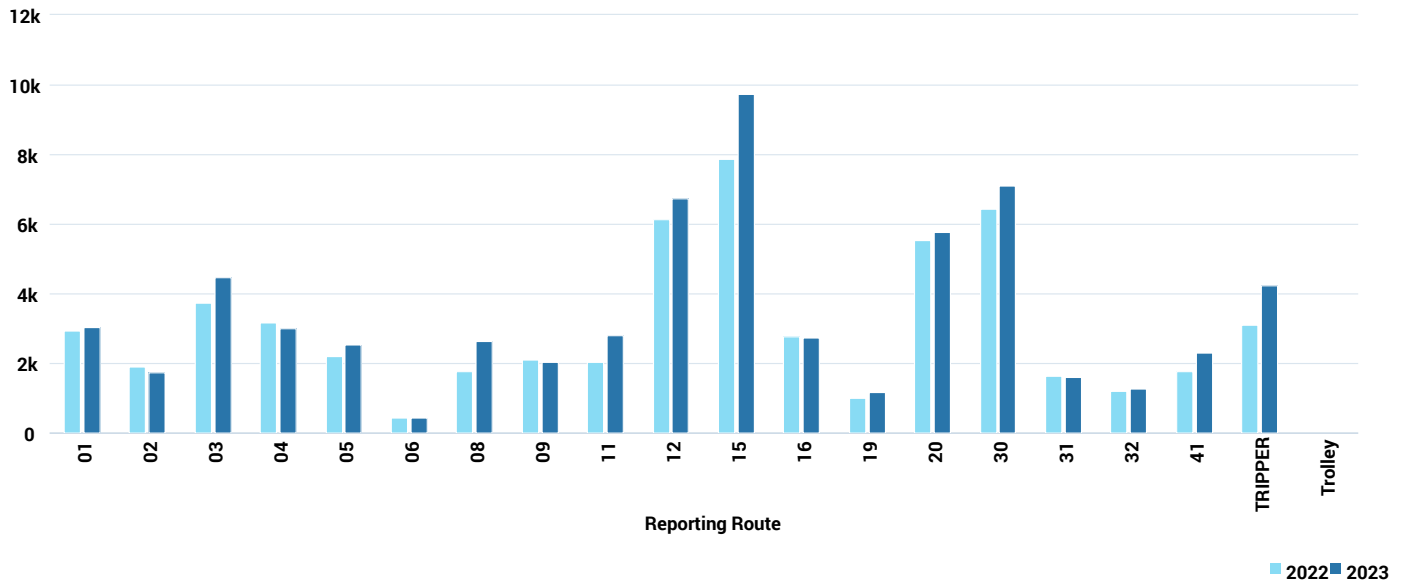
65,301

↑ 13% change
57,644 prev. year

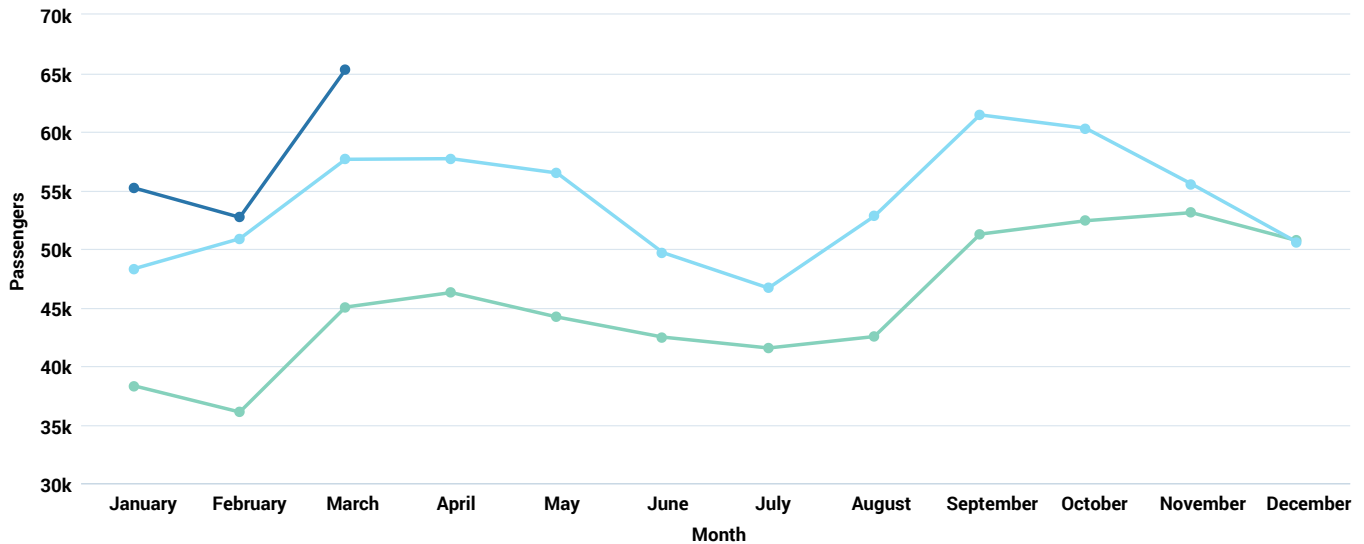
Monthly Fare Group Trend

Fare Group Desc	Prior Year	Current ▼	% Change
Passes & Tickets	24,889	28,201	13.3%
AASD	10,339	12,825	24.0%
Cash	8,434	9,843	16.7%
Transfers	7,959	8,495	6.7%
FVTC	4,196	3,972	-5.3%
Free	1,452	1,127	-22.4%
Lawrence University	375	838	123.5%

Ridership by Route



Monthly Ridership Trend by Year



Total Passengers

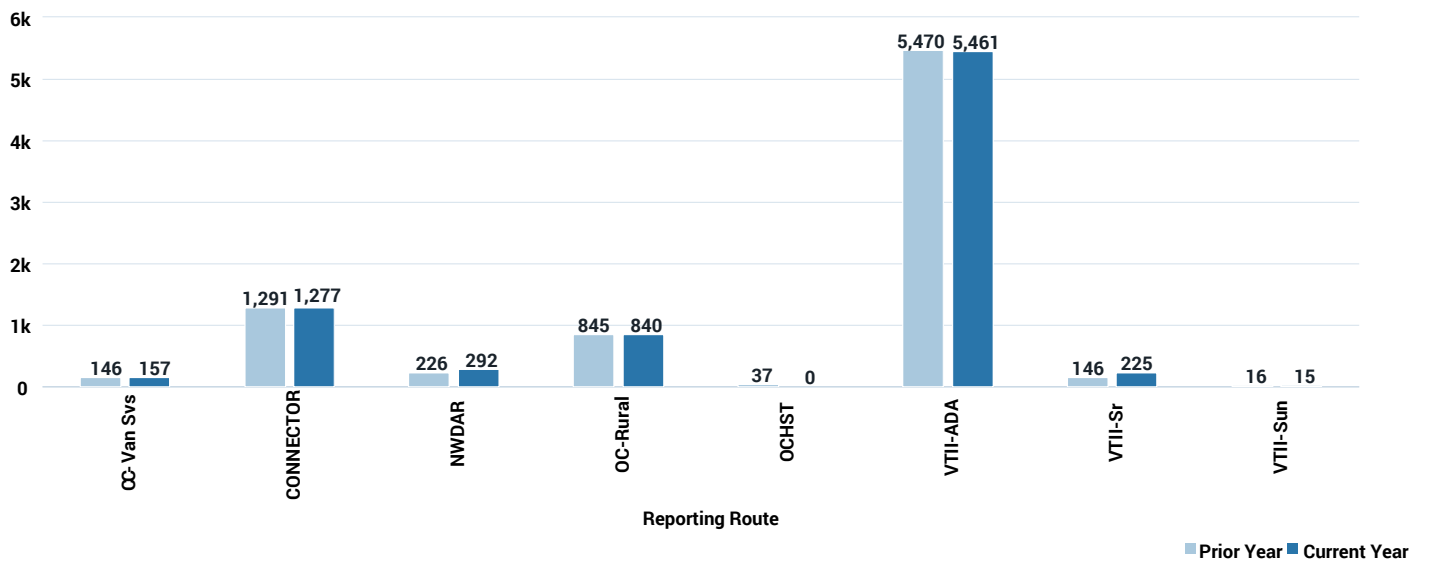
8,267

↑ 1% change
8,177 prev. year

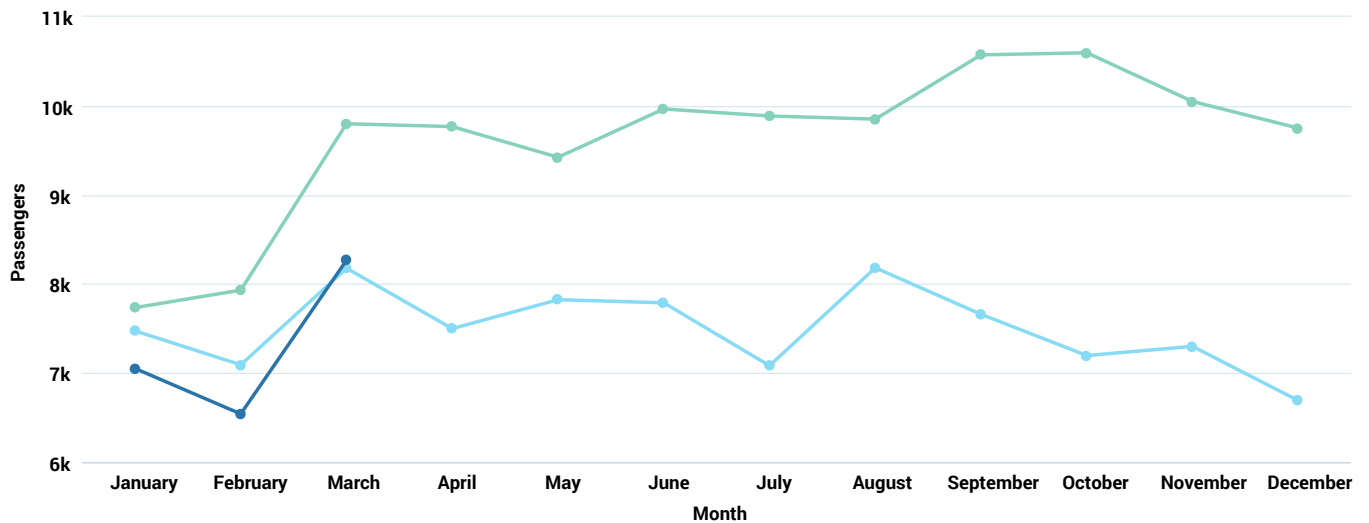
Change in Rides by Program

Reporting Route	Prior Year	Current Year ▼	% Change
VTII-ADA	5,470	5,461	-0.16%
CONNECTOR	1,291	1,277	-1.08%
OC-Rural	845	840	-0.59%
NWDAR	226	292	29.20%
VTII-Sr	146	225	54.11%
CC-Van Svs	146	157	7.53%
VTII-Sun	16	15	-6.25%
OCHST	37	0	-100.00%

Monthly Ridership by Program

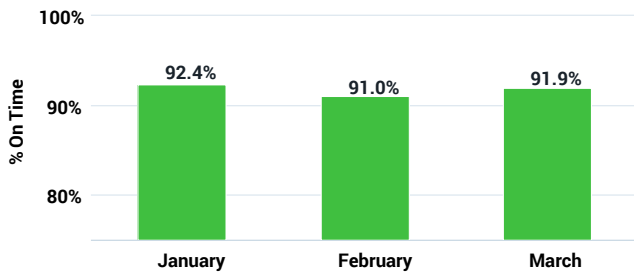


Ridership Trend by Year



Reliability

On Time Performance



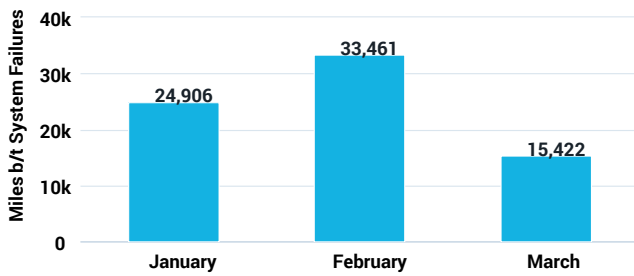
On time performance is a primary measure of service reliability. A bus is on time if it departs a route's scheduled time point between one minute early and five minutes late. This graph shows the monthly percentage of stops on time.

Formula = (on time stops/total stops)

Monthly Benchmark/Target: >90%

**based on industry data*

Total Miles between Major System Failures



The goal is to minimize bus repair road calls through preventative maintenance and asset management. This graphs shows the average frequency of major system failures. A major system failure is a road call that requires replacement of a bus in service due to an issue that is a safety hazard or when vehicle movement is restricted or disabled.

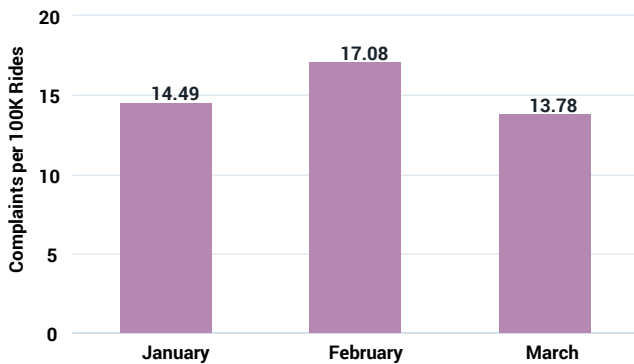
Formula = (total miles/# of failures)

Monthly Benchmark/Target: >7,500 miles

**based on industry data*

Quality

Complaints per 100K Rides



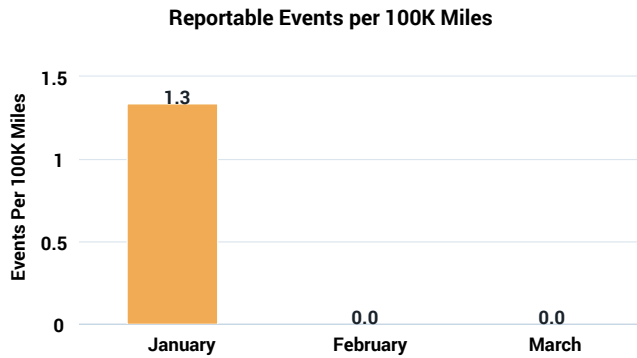
The focus is to provide quality service and respond to feedback in a timely manner. This graph shows the monthly rate of complaints per 100,000 rides

Formula = (complaints/rides)X100,000

Monthly Benchmark/Target: <11.1

**based on prior year average*

Safety



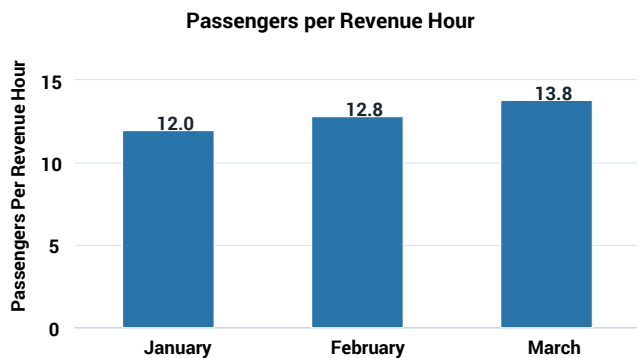
The goal is to provide safe service and minimize the likelihood of all accidents. This graph provides the rate of reportable safety & security events on transit property or involving revenue vehicles per 100K miles. Reportable events, as defined by the National Transit Database, include: injuries requiring immediate medical attention away from scene; property damage exceeding \$25,000; collisions when vehicle is towed away; evacuation; or fatalities.

Formula = (events/total miles)X100,000

Monthly Benchmark/Target: <1

**based on safety goals*

Productivity



The goal is to increase ridership and community mobility. This graph shows the monthly ratio of rides to revenue hours. This is an industry standard KPI for measuring service productivity.

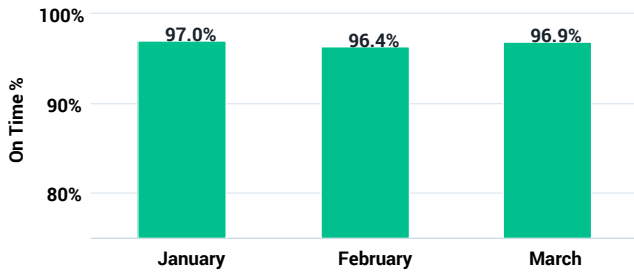
Formula = (rides/revenue hours)

Monthly Benchmark/Target: >11.9

**based on prior year average*

Reliability

On Time Performance



On time performance is a key measure of service reliability. A VTII vehicle is on time if it arrives for pick-up within 30-minute window. The window is 15 minutes before and after the scheduled pick-up time. This metric shows the monthly percentage of trips on time.

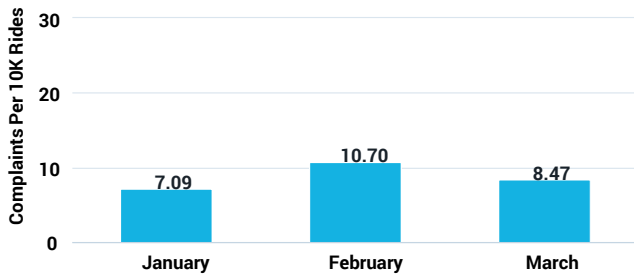
Formula = (on time trips/total trips)

Monthly Benchmark/Target: >90%

**based on industry data*

Quality

Complaints Per 10K Rides



The goal is to provide quality service and respond to feedback in a timely manner. This graph shows the monthly rate of complaints per 10,000 rides.


Formula = (complaints/rides)X10,000

Monthly Benchmark/Target: <27.8

**based on prior year average*

Safety

Reportable Events per 10K Miles



The goal is to provide safe service and minimize the likelihood of all accidents. This graph provides the rate of reportable safety & security events on transit property or involving revenue vehicles per 10K miles. Reportable events, as defined by the National Transit Database, include: injuries requiring immediate medical attention away from scene; property damage exceeding \$25,000; collisions when vehicle is towed away; evacuation; or fatalities.

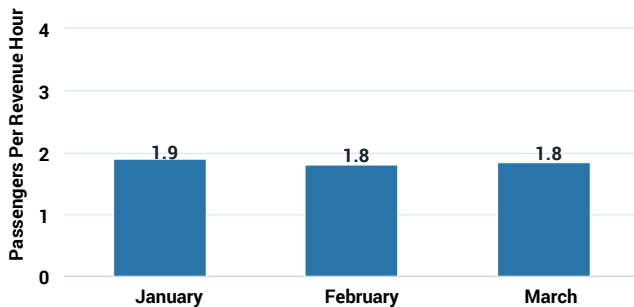
Formula = (events/total miles)X10,000

Monthly Benchmark/Target: <1

**based on safety goals*

Productivity

Passengers per Revenue Hour



The goal is to increase community mobility and access. This graph shows the monthly ratio of rides to revenue hours. This is an industry standard for KPI for measuring service productivity.

Formula = (rides/revenue hours)

Monthly Benchmark/Target: >1.6

**based on prior year average*