

Department of Public Works Inspections Division

Permit Summary Count YTD Comparison

01/01/21 Thru 04/30/21

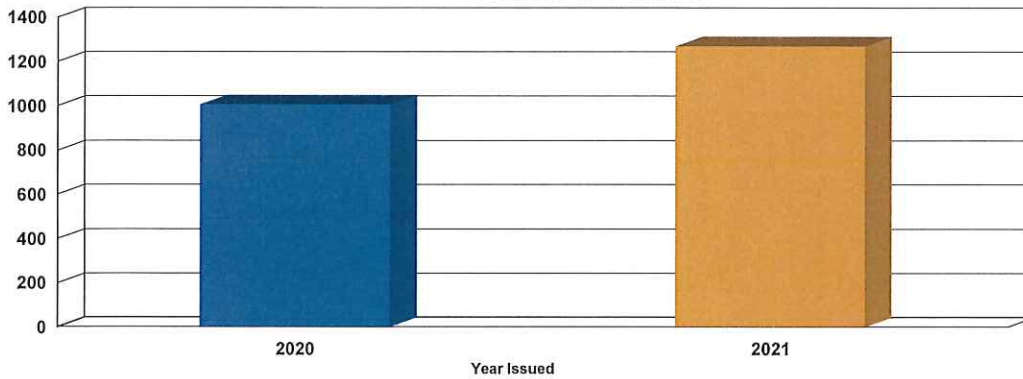
Report Date: 5/4/2021



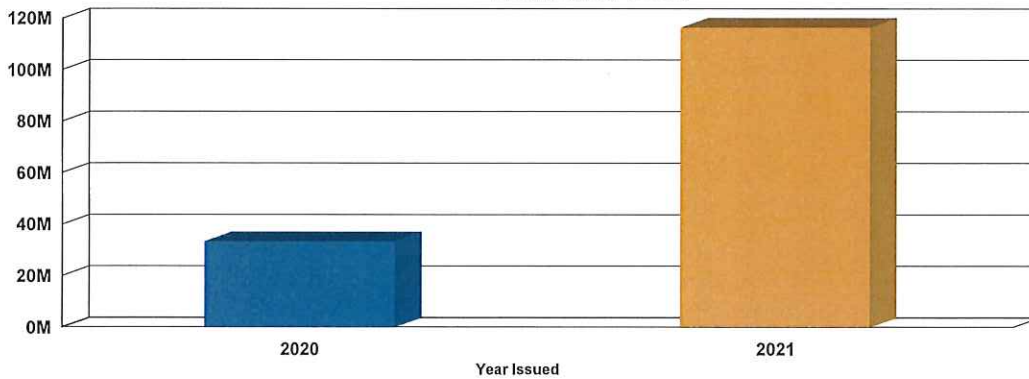
"...meeting community needs...enhancing quality of life."

	2020	2021
Permits	1006	1269
Estimated Cost	33,251,692.00	116,495,532.00
Receipt Amount	188,229.70	284,503.71

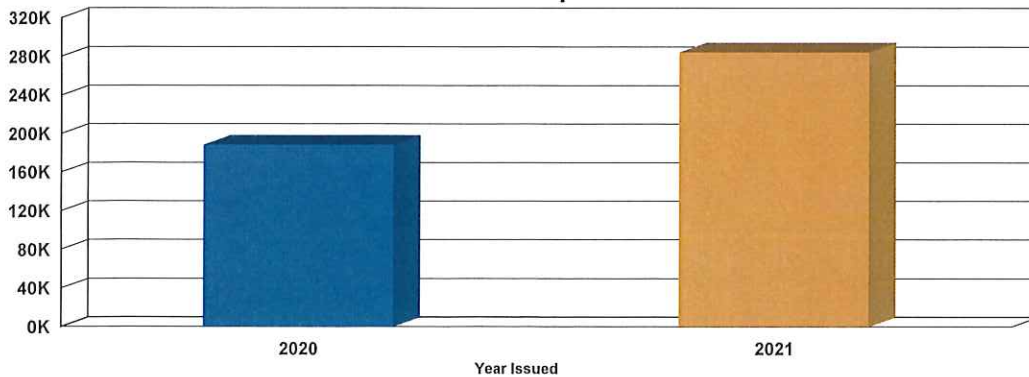
Number of Permits



Estimated Cost



Receipt Amount



Department of Public Works Inspections Division

Permit Summary Count YTD Comparison

01/01/21 Thru 04/30/21

Report Date: 5/4/2021



"...meeting community needs...enhancing quality of life."

Permit Type	Year Issued	Permit Count	Total Estimated Cost	Total Receipt Amount
BUILDING	2020	241	23,907,989	95,002.66
	2021	365	86,209,739	143,247.27
		51.45 %	260.59 %	50.78 %
DISPLAY SIGN	2020	31	147,713	1,350.00
	2021	16	75,492	760.00
		-48.39 %	-48.89 %	-43.70 %
ELECTRICAL	2020	205	2,998,779	34,002.20
	2021	231	11,176,152	69,204.11
		12.68 %	272.69 %	103.53 %
EROSION CNTL	2020	13		1,450.00
	2021	20		2,551.00
		53.85 %	%	75.93 %
HEATING	2020	247	3,435,727	24,053.74
	2021	319	17,488,619	31,594.33
		29.15 %	409.02 %	31.35 %
PLAN REVIEW	2020	38		13,082.50
	2021	47		16,410.00
		23.68 %	%	25.43 %
PLUMBING	2020	162	2,057,758	11,794.80
	2021	188	1,230,222	11,885.00
		16.05 %	-40.22 %	0.76 %
SEWER	2020	64	703,726	7,333.40
	2021	81	315,308	8,772.00
		26.56 %	-55.19 %	19.62 %
WELL	2020	5		160.40
	2021	2		80.00
		-60.00 %	%	-50.12 %