

Department of Public Works Inspections Division

Permit Summary Count YTD Comparison

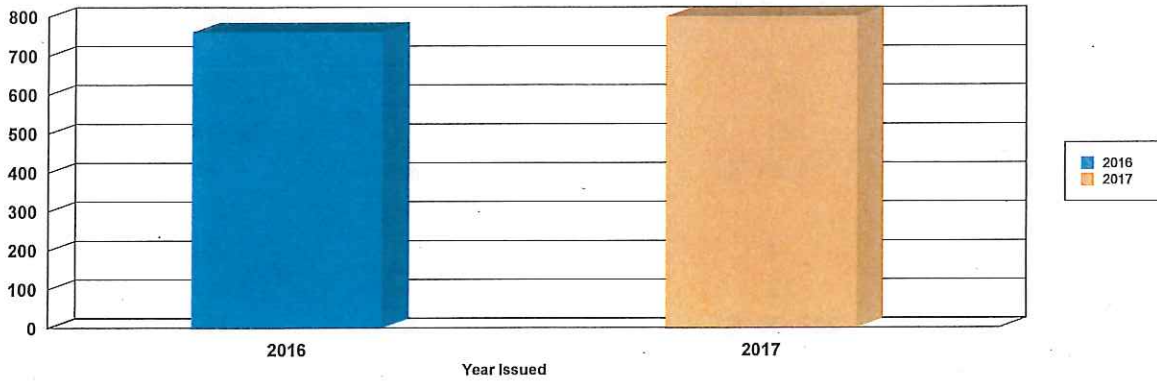
01/01/17 Thru 03/31/17

Report Date: 4/2/2017

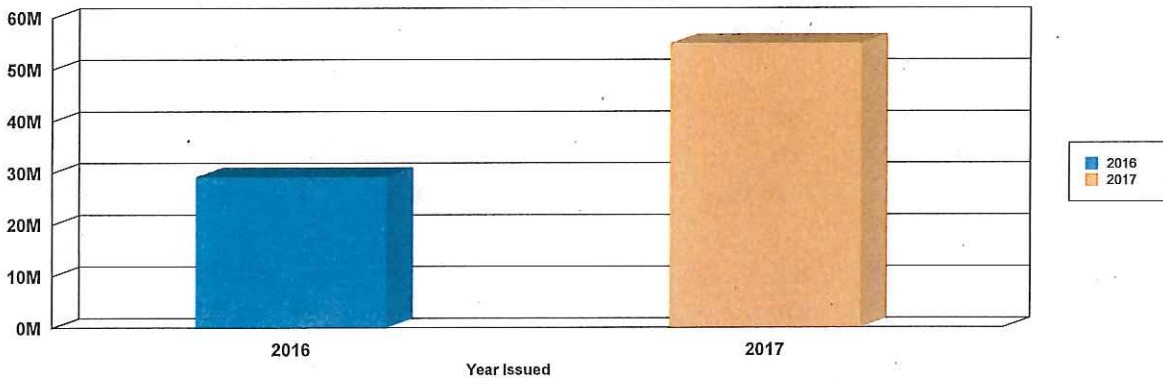


	2016	2017
Permits	761	800
Estimated Cost	29,202,775.00	55,002,936.00
Receipt Amount	130,379.24	127,193.22

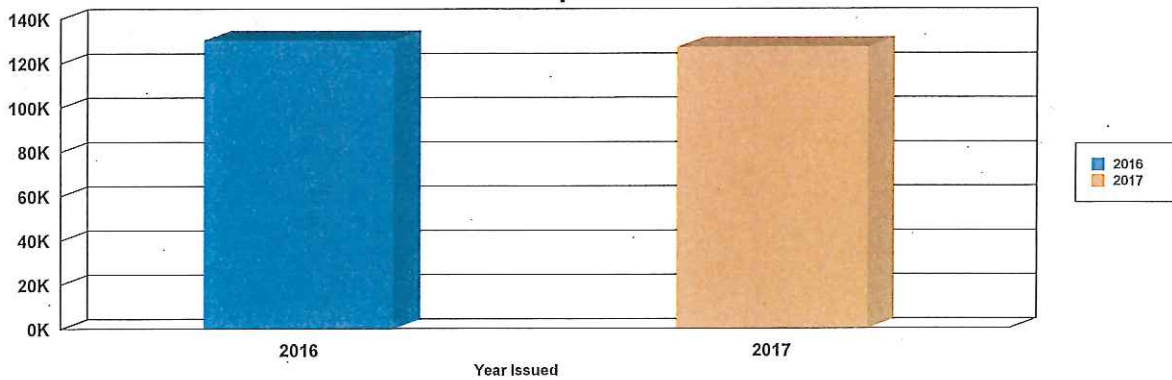
Number of Permits



Estimated Cost



Receipt Amount



Department of Public Works Inspections Division

Permit Summary Count YTD Comparison

01/01/17 Thru 03/31/17

Report Date: 4/2/2017



Permit Type	Year Issued	Permit Count	Total Estimated Cost	Total Receipt Amount
BUILDING	2016	119	20,461,463	53,400.63
	2017	170	46,752,316	59,764.60
		42.86 %	128.49 %	11.92 %
DISPLAY SIGN	2016	52	474,956	1,560.00
	2017	15	120,715	525.00
		-71.15 %	-74.58 %	-66.35 %
ELECTRICAL	2016	186	2,034,453	27,190.77
	2017	195	1,472,339	26,221.14
		4.84 %	-27.63 %	-3.57 %
EROSION CNTL	2016	4		550.00
	2017	13		1,610.00
		225.00 %	%	192.73 %
HEATING	2016	199	4,250,424	21,376.84
	2017	191	5,435,164	15,705.13
		-4.02 %	27.87 %	-26.53 %
PLAN REVIEW	2016	30		9,505.00
	2017	26		9,123.50
		-13.33 %	%	-4.01 %
PLUMBING	2016	126	1,486,079	11,979.00
	2017	154	1,130,102	10,959.85
		22.22 %	-23.95 %	-8.51 %
SEWER	2016	44	495,400	4,787.00
	2017	36	92,300	3,284.00
		-18.18 %	-81.37 %	-31.40 %
WELL	2016	1		30.00
		%	%	%