



November 2024 Construction Update



Tina Krueger

Communication Coordinator

Building Project Update – November 2024

Construction Updates

The last month's key building project progress points from Boldt include:

- Installed Flex Box room overhead door.
- Installed spray soundproofing.
- Installed carpeting and resilient flooring.
- Installed tile in restrooms.
- Installed reading niches on lower level.
- Installed operable partition doors in community meeting room.
- Installed new front entrance frame and glass along with canopy.
- Installed metal fascia and handrails at learning stairs.
- Poured concrete steps at connecting and learning stairs.
- Poured sidewalk along south side of building.
- Installed topsoil in all islands and surrounding areas of parking.
- Graded and installed asphalt along with striping in parking lot.
- Installing glazing around the east skylight.
- Installing acoustic ceiling grid and tile.
- Installing door and hardware on ground and upper levels.
- Installing interior glass in metal door frames.

- Installing acoustic tectum panels and wall panels in study and creation rooms.
- Installing service desks on ground and upper levels.
- Installing passenger elevator.
- Finishing drywall at elevator lobby.
- Painting throughout the building.
- Installing glass in the interior of the building.
- Continuing fire protection, mechanical, plumbing, and electrical installations.
- Installing furniture.
- Installing AV equipment.
- Installing metal panel and glazing on the exterior of the building.

Opening day for the new library is on track for early 2025.

Additional Updates

- Skidmore, Owings & Merrill has shared [architectural fly through animations](#). [Floor plans](#) and [renderings are available for viewing online](#). Please note furnishing colors in the animations and renderings are subject to change.
- [Friends of Appleton Public Library](#) and the Capital Campaign Committee continue to make strong fundraising progress. To date they have raised \$11.8 M of their \$12 M goal.


To learn more about the campaign and how you can participate, visit the [Friends website](#).



Exterior



Lighting Fixtures



Commons View From Above



Commons View From Below




Community Meeting Room



Passenger Elevators




Service Desk



Children's Shelving



Children's Program Room




Children's Shelving




Children's Program Room




Children's Reading Nooks



Children's Reading Nooks



Connecting Staircase



Skylight



Skylight



Parking Lot

[View in SharePoint](#)

This email is generated through Appleton Public Library's use of Microsoft 365 and may contain content that is controlled by Appleton Public Library.