

CITY OF APPLETON  
HEALTH DEPARTMENT



2019 ANNUAL REPORT



## MESSAGE FROM THE DIRECTOR

I am pleased to submit our 2019 Annual Report of the Appleton Health Department.

The health of the community is determined by a number of health factors including the quality of health care, health behaviors, socioeconomic factors and the physical environment.

Health is influenced by every aspect of how and where we live. Access to secure and affordable housing, safe neighborhoods, good paying jobs and quality early childhood education are examples of important factors that can put people on a path to a healthier life. Access to these opportunities often looks different based on the color of your skin or the circumstances into which you were born.

While we are pleased Appleton still ranks in the top quartile of our state in terms of health factors as described above, we are mindful of growing economic disparities within our Community.

People of color have consistently lower incomes, less household wealth and lower educational achievement levels than our white residents. Even at equivalent income levels, people of color consistently experience significantly higher rates of illness than their white counterparts.

Our department recognizes our role in bringing awareness to this problem and is seeking community solutions through direct dialog with despaired residents. Collaborating to harness the collective power of community members, partners, and policymakers, and working together to dismantle unfair patterns and ensure the growth of healthy places for all.

I am proud of the work the dedicated health department staff have provided this past year as highlighted in this report.

Respectfully yours,

Kurt D. Eggebrecht  
Health Officer  
City of Appleton



# Index

## PRELIMINARIES

Mission and Belief Statements .....	3
Table of Organization .....	4
Roster .....	5
Board of Health .....	6

## THE DEPARTMENT

Highlights of 2019 .....	7
--------------------------	---

## PREVENTING DISEASE

Communicable Disease Program .....	20
Clinical Disease Services .....	21
Communicable Disease Investigation, Prevention and Control.....	21
Wisconsin Partner Services (PS) .....	21
Sexually Transmitted Disease Contracted Services .....	22
Foodborne Outbreak Illness Investigation .....	22
State Laboratory of Hygiene Testing Services.....	23
Occupational Health.....	23
Environmental Control.....	23
Regulatory Descriptions and Statistics .....	24

## PROMOTING HEALTH

Maternal/Child Health (MCH) .....	25
Childhood Lead Poisoning Prevention Program .....	25
High Risk Adult Health Program .....	27
Public Health Nursing Caseload Data .....	27

## PROTECTING THE CONSUMER

Weights and Measures Program .....	31
------------------------------------	----

## PROTECTING THE ENVIRONMENT

Environmental Health Programs.....	35
Community Involvement.....	37

## APPENDICES

Budget Information .....	38
Communicable Disease Data .....	39
State Laboratory of Hygiene Fee-Free Testing.....	41
Public Health Nursing Caseload .....	42
Vital Birth Statistics .....	43
Vital Death Statistics .....	46

Note: This document not only represents the activities of the Appleton Health Department for 2019, but also provides trend data comparisons for selected activities. The data for 2019 is compared to rates of disease, numbers of citizens served, and other selected service provided in previous years. Additionally, this report satisfies the requirements set forth in Chapter 251.06 (7) of the Wisconsin Statutes.

# ***HEALTH DEPARTMENT***

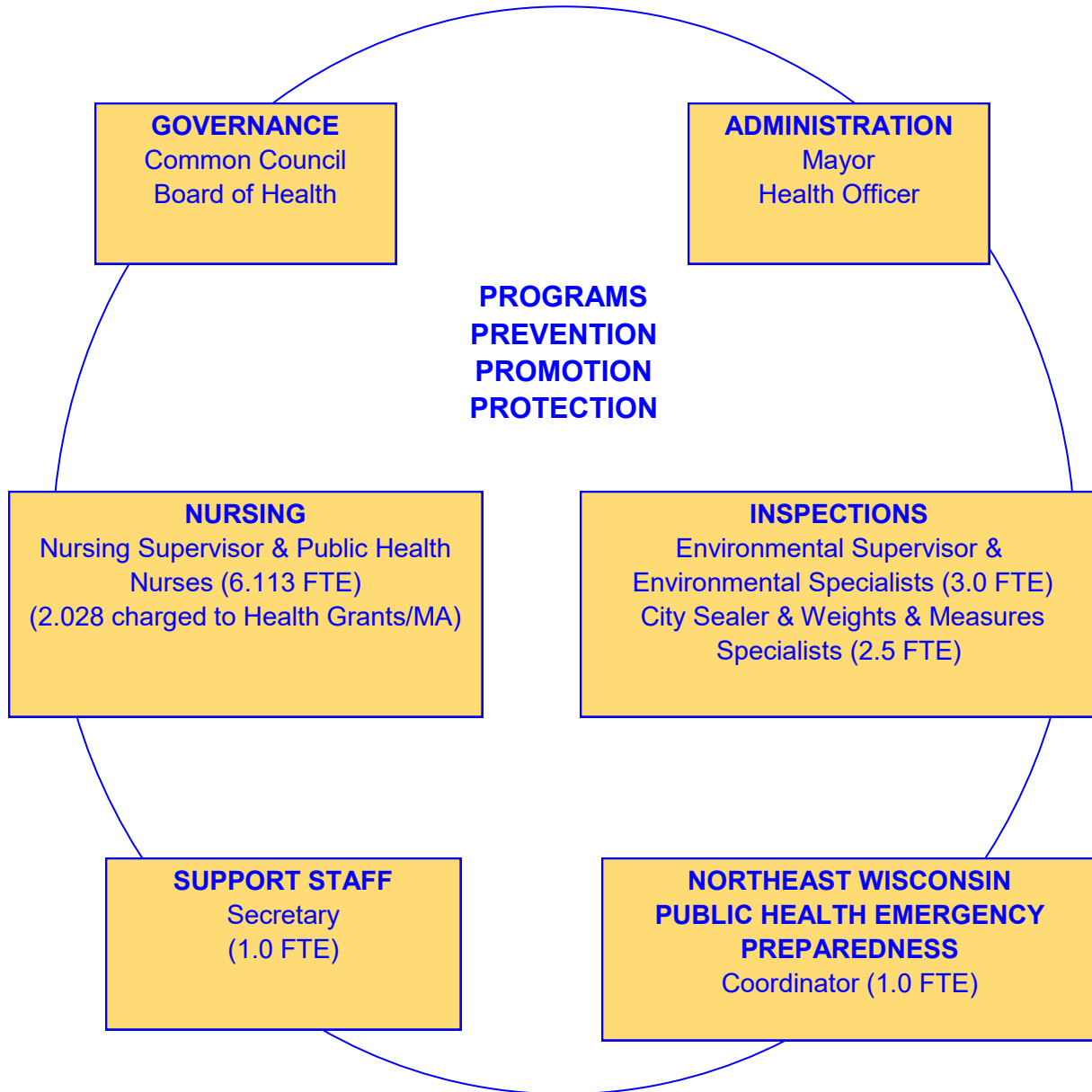
## ***MISSION AND BELIEF STATEMENTS***

The Mission of the Appleton Health Department is to safeguard the environment, promote public health, and protect consumers by providing high quality services that are responsive to the needs of the community. Our belief is that prevention is the most effective public health strategy.

- ◆ The Appleton Health Department plays a vital role assessing and assuring the health needs and trade practices in the community.
- ◆ The Appleton Health Department consists of highly motivated and dedicated individuals who provide services to protect and promote the health and well-being of the citizen and consumer.
- ◆ The Appleton Health Department communicates with the public on health and consumer related issues.
- ◆ The Appleton Health Department provides services in a cost effective and efficient manner.
- ◆ The Appleton Health Department develops and evaluates departmental programs, policies, and procedures based on community needs. We collaborate with community agencies and providers to assess those needs and ensure high quality services.
- ◆ The Appleton Health Department has a professional staff that works together as a cohesive team by cooperating, communicating and supporting each other to achieve departmental and individual goals.

# APPLETON HEALTH DEPARTMENT

## TABLE OF ORGANIZATION



# **ROSTER**

## **BOARD OF HEALTH**

Douglas Nelson, D.D.S., Chairperson  
Lee Marie Vogel, M.D., Medical Advisor  
Mayor Timothy Hanna  
Sally Mielke, R.N.  
Aldersperson Cathy Spears  
Aldersperson Rachel Raasch  
Aldersperson Denise Fenton

## **PERSONNEL**

### **Administration**

Kurt D. Eggebrecht, M.Ed., MCHES, Health Officer

### **Inspectors**

Timothy Mirkes, R.S., Environmental Supervisor  
Steve Kihl, R.S.; Environmental Supervisor  
Eric Maggio, City Sealer  
Keith Verhagen, Weights & Measures Specialist  
Todd Schmidt, Weights & Measures Specialist  
Michelle Roberts, R.S., Environmentalist  
Steve Kihl, R.S., Environmentalist  
Ryan Mathew, Environmentalist

### **Public Health Nurses**

Sonja Jensen, R.N., Nursing Supervisor  
Ann Steele, R.N., PHN  
Val Davis, R.N., PHN  
Julie Erickson, R.N., Part-time PHN  
Susan Larson, R. N., Part-time PHN  
Becky Lindberg, R.N., Part-time PHN  
Jena McNeil, R.N., Part-time PHN  
Jessica Moyle, R.N., Part-time PHN  
Kathleen Sprangers, R.N., Part-time PHN  
Ashley Rankin, R.N., Part-time PHN  
Krista Waterstradt, R.N., Part-time PHN

### **Northeast Wisconsin Public Health Emergency Preparedness**

Cassidy Walsh, Emergency Manager

### **Support Staff**

Melissa Suttner, Secretary  
Britney Stobbe, Secretary

**City of Appleton  
Board of Health**



Douglas Nelson, D.D.S.  
Chairperson



Timothy Hanna  
Mayor



Lee Marie Vogel, M.D.  
Medical Advisor



Sally Mielke, R.N.



Alderperson  
Cathy Spears



Alderperson  
Rachel Raasch



Alderperson  
Denise Fenton

## The Department

### HIGHLIGHTS OF 2019

***“The Appleton Health Department plays a vital role assessing and assuring the health needs and trade practices in the community.”***

During the first quarter, Weights and Measures Specialist Keith Verhagen made an unannounced visit to the Saturday Indoor Winter Farm Market at the City Center on January 5. A total of 17 booths and 1,268 items were inspected, with only two minor labeling violations found. Maintaining a strong presence at the market, as well as holding yearly Farm Market meetings and scale tests, ensures an accurate commercial transaction for the consumer.

January 9, a small kitchen fire occurred at a licensed downtown restaurant. Steve Kihl and Michelle Roberts met with owners on site along with the Appleton Fire Department to discuss clean-up procedures and food to be discarded. The establishment was able to reopen the next day.

During the second quarter, City Sealer Eric Maggio and Weights & Measures staff spoke at the annual Festival Foods Farm Market meeting at the Northland Ave Festival Foods Store on May 9. A record number of vendors attended the meeting this year, where Weights and Measures Specialists provided information regarding policies and tested the scales of 17 farm market vendors. This mandatory meeting provides a great foundation for compliance during the summer Farm Markets, however Weights and Measures staff continue to monitor the Farm Market closely throughout the summer to ensure compliance is maintained.

May 29, City Sealer Eric Maggio and Weights & Measures staff spoke about policies and reviewed rules at the annual Appleton Downtown Saturday Farm Market Vendor Meeting held in the Appleton Library meeting room. Weights and Measures staff tested 26 farm market vendor’s scales and completed package and labeling inspections. This mandatory meeting is another step to ensure compliance throughout the summer market season.

During the third quarter, Weights & Measures Specialist Todd Schmidt inspected the Appleton Downtown Farm Market on August 31. Of the 102 vendors inspected, there were three vendors with labeling issues and two with unapproved scales. Overall compliance was very high, and routine inspections such as this one provide value to the community and ensure all scales for measured weight have been certified.





September 28, Weights & Measures Specialist Keith Verhagen conducted inspections at the 2019 Octoberfest celebration. There were 24 vendors selling items such as prepackaged retail food products, herbal soaps, and honey products inspected for compliance of product labeling and trade practice regulations. These items need to be labeled and sold either by weight or measure, depending on the product type. The two minor violations found were then fixed at the time of inspection.

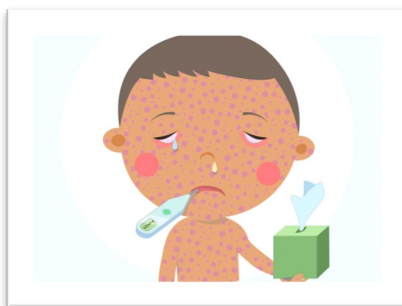
During the fourth quarter, City Sealer Eric Maggio and Health Officer Kurt Eggebrecht met with the nine contracted Consortium municipalities of Ashwaubenon, Berlin, Fox Crossing, Kaukauna, Kimberly, Little Chute, New London, Ripon and Waupaca. The yearly meetings provide a chance to have face-to-face meetings about the program, provide next year's budget projections, and answer any questions about the work during the year. These municipalities all value the partnership of sharing services.

***“The Appleton Health Department consists of highly motivated and dedicated individuals who provide services to protect and promote the health and well-being of the citizen and consumer.”***

During the first quarter, Public Health Nursing staff and Health Officer Kurt Eggebrecht worked with Xavier High School staff to provide the second round of 64 TB skin tests to staff and students in February. In addition, staff from Partnership Community Health Center were on site to provide TB blood tests for 19 additional individuals. Both rounds of testing on site have demonstrated no additional spread of disease. After consulting with the State TB Program, we have communicated to the School Administrators and Board of Health that no additional public health interventions are required.

During the second quarter, Health Officer Eggebrecht requested staff from Wisconsin Department of Health Services and the University of Wisconsin to conduct environmental sampling of a residence in Appleton for methamphetamine contamination on May 1, following clean-up efforts by the homeowner. The testing took place on May 2, and determined that the clean-up efforts were successful. The occupant and children were then allowed to move back into the home.

June 4, Michelle Roberts, RS conducted a courtesy inspection of the Boys and Girls Club food service kitchen, at the request of the Food Manager. No items were noted in need of correction. While the Boys and Girls Club is exempt from licensing, it is still important to assure safe meal delivery.



In 2019, there were no cases of measles reported in Wisconsin but nationally there were more than 1,100 individual cases confirmed in 30 states. Despite the declaration in 2000 that measles were eliminated, this is the greatest number of cases reported in the US since 1992. With a safe and effective vaccine available, this outbreak is the result of parents choosing to not vaccinate their children. This choice also puts children too young to be vaccinated at risk of serious illness and long-term complications. To take preventative action, we increased our education efforts with Appleton public, private and university institutions to prepare for school exclusions of unvaccinated students and faculty, should we


experience a lab-confirmed case. Health Officer Eggebrecht has also communicated these concerns to the community on several radio programs.

During the third quarter, Cassidy Walsh accepted the newly created position of City Emergency Manager. Cassidy comes with experience from serving at the Sauk County Public Health Department, and her guidance will ensure the public health preparedness of the contracted communities that we serve.

July 20, the City of Appleton experienced a large-scale disaster affecting 17 counties and two tribes, with the severe storms causing over \$19.5 million in damages. The Emergency Manager Cassidy Walsh, DPW Director Paula Vandehey, DPW Office Manager Carrie Minges, and Battalion Chief Ethan Kroll attended the FEMA Preliminary Damage Assessment on August 13. That meeting, combined with other damage assessment meetings the affected areas, provided enough evidence to support a Presidential Declaration, granting eligibility for the City to apply for reimbursement funding through the Federal Emergency Management Agency (FEMA). The Emergency Manager, DPW Director, DPW Deputy Director, DPW Office Manager, and the Battalion Chief attended the September 9 Applicant Briefing led by WEM, which provided all applicants in Outagamie County a brief overview of the process for reimbursement from FEMA and access to the grant funding system. A multitude of meetings with FEMA and Wisconsin Emergency Management (WEM) took place over several months in order to receive this funding. FEMA will reimburse 75% of the overall eligible costs, WEM will cover 12% of eligible costs, and the City will cover the remainder.

August 22, a Storm Debrief held at MSB was an opportunity to discuss the successes and lessons learned during the July natural disaster. Several DPW employees, Fire representatives, Police representatives, Communications Coordinator Chad Doran, GIS representatives, and Cassidy Walsh were present. The group discussed the use of the GIS Storm Clean up Tool during the cleanup response, the prioritization of city sections to clean, the stand-up of the Emergency Operations Center, and the communication with the public. Overall the group was satisfied with the disaster response effort.

In August and September, a total of six bats were sent in for rabies testing. While there usually is an increase in bat exposures during the fall, this was an unusually high number for this short period of time. However, all bats tested negative for rabies.



The Health Department conducted nine food stand inspections at License to Cruise and 53 non-profit food stand inspections at Oktoberfest. Of the 62 total stands that were inspected and the six re-inspections at these events, 47 food stands had *no violations* at the time of the inspection (76%). There was a total of 19 violations found at 13 food stands during Oktoberfest, and 2 violations found at 2 food stands during License to Cruise. For comparison, in 2017 there were 86 food stand inspections and 10 re-inspections conducted at these two events. At the time of inspection, 67 food stands had no violations (78%). A total of 27 violations were found at 17 food stands during Oktoberfest, and 3 violations found at 2 food stands at License to Cruise. Of the points checked during an inspection, items are classified as either critical or non-critical, but all have a potential impact on the health and safety of the general public. A breakdown of violations found at this year's events are listed below.

There were:

- 4 notices of non-compliance with hand washing (lack of hand wash facilities or soap and towel-ing, improper facilities, inadequate hand washing frequency).
- 7 notices of non-compliance with hot food storage temperatures (<135 degrees).
- 7 notices of non-compliance with cold food storage temperatures (>41 degrees).
- 2 notices of inadequate spare utensils on hand.
- 0 notice of non-compliance with food thermometers
- 0 notice of non-compliance with bare hand contact with food
- 1 notices of food stand construction/lack of screening
- 0 notice of miscellaneous violations



Also during the third quarter, Environmental and Nursing staff worked with the family of a child diagnosed with an Elevated Blood Lead Level (EBLL). The family had already been working with Community and Economic Development's Housing Rehabilitation Program, so our two departments then worked together to perform a Lead Risk Assessment on the home and identify lead paint hazards to be corrected. The correction of these hazards was then written into the rehabilitation program's scope of work to ensure the health and safety of the child. A Lead Abatement Contractor is currently addressing the lead issues and other necessary renovation work in the home through the rehabilitation program grant.


During the fourth quarter, Cassidy Walsh organized preparedness training gap assessment meetings with all department directors and deputy directors. This allowed each department to meet one on one with Cassidy, describe the role of their department in the city, and identify specific training needs and tailored opportunities to better prepare staff in each department. These meetings were conducted on October 24, 25, 29, and November 5, 12, and 19. This was a great opportunity to create an emergency training plan for the city spanning the next several years.

November 14, environmentalists Michelle Roberts and Ryan Mathew conducted swab sampling at three licensed establishments as part of DATCP's Listeria monitoring program. All samples tested negative for Listeria.



December 11, Health Officer Kurt Eggebrecht and Emergency Manager Cassidy Walsh participated in the Fox Valley Healthcare Emergency Readiness Coalition's (FVHERC) Closed Point of Dispensing (POD) exercise. This exercise introduced a biological attack scenario that escalated in the Fox Valley area, with the intent of identifying the need to vaccinate staff and their family members within the healthcare agency in order to continue daily operations in a time of crisis. The exercise prompted productive discussion on future collaborations with both hospitals in Appleton. The next step will be to escalate the exercise into a hands-on drill utilizing the City of Appleton Health Department Closed POD plans.

Throughout 2019, Public Health Nursing staff worked with World Relief Fox Valley and various partners in the Appleton community to welcome 35 new refugees to Appleton. This service includes a review of medical records and finding a medical home for these new residents.



***“The Appleton Health Department communicates with the public on health and consumer related issues.”***

During the first quarter, Public Health Nurse Becky Lindberg, RN presented on Safe Sleep to the Mommy and Me class at ThedaCare Regional Medical Center – Appleton on February 11. Seven mothers and their babies were in attendance.

February 15, Becky Lindberg, RN presented on nutrition and the importance of water at a Health Fair at Horizons Elementary School in Appleton. Three classes of first and second graders attended the presentation, for a total of 52 students and staff.

February 19, Public Health Nurse Jess Moyle, RN gave a presentation to ten employees at Miller Electric on being a Breastfeeding Friendly Workplace.

March 5, Health Officer Eggebrecht and the Menasha Health Officer, Nancy McKenney, were guests on WHBY radio to discuss the Fox Cities Community Needs Assessment and key findings to date.

March 12, Public Health Nurse Supervisor Sonja

Jensen, RN presented on Bloodborne Pathogens and Clinical Lab Packaging at the all-staff meeting. All 16 health department staff members successfully completed the annual training.

During the second quarter, Health Officer Eggebrecht presented at the Appycademy on April 18, where he discussed the history of public health and the services provided by the department. Participants were also given a pandemic flu home planning kit.

May 3, Public Health Nurses Becky Lindberg, Jess Moyle and Krista Waterstradt presented at the 31<sup>st</sup> Annual Young Parent Conference held at Fox Valley Technical College. Their presentation to the 42 young parents in attendance covered safe sleep, pregnancy and breastfeeding.

May 28, Public Health Nurses Sonja Jensen and Krista Waterstradt presented on Communicable Diseases in Child Care to 13 staff members at YMCA Apple Creek Childcare.

May 29, Michelle Roberts and Steve Kihl conducted annual training for participants of the ADI farmer's markets. These trainings lead to higher compliance and a better understanding of food safety issues.



June 3, Public Health Nurses Becky Lindberg and Jess Moyle trained 21 staff at the Appleton Downtown YMCA on Breastfeeding Friendly Childcare.

June 4, Jess Moyle, RN presented on Breastfeeding to 20 Prenatal Care Coordination (PNCC) providers at the Northeast Region PNCC meeting in Menasha.

June 10, Public Health Nurses Val Davis and Krista Waterstradt presented on Communicable Diseases in Child Care to 18 staff members at the Young Child Development Center.

June 13, Steve Kihl, along with staff from Police and Fire, conducted the annual training for new vendors planning to have food booths at this year's Octoberfest. All other vendors were required to take an online test from the Octoberfest Board upon signing up for the event.

June 13, Public Health Nurses Jena McNeil and Krista Waterstradt presented on Communicable Diseases in Child Care to 20 staff members at the Apple Tree Connections.

During the third quarter, Public Health Nurses Jess Moyle and Krista Waterstradt presented on Communicable Diseases in Child Care to 19 staff members at Bridges Child Enrichment Center on July 7.

August 5, Public Health Nurses Val Davis and Krista Waterstradt presented on Communicable Diseases in Child Care to 21 staff at the Appleton Downtown YMCA.



August 14, Health Officer Eggebrecht presented to members and guests of the Appleton Historical Society at St. Bernadette Church. His presentation focused on the intersection of health and history, with an overview of the history of the Appleton Health Department and implications of the 1918 influenza pandemic.

September 13, Public Health Nurse Jess Moyle presented on the topic of Breastfeeding to 8 incoming AmeriCorps staff. This presentation was held at the United Way Fox Cities.

September 16, Public Health Nurse Kathleen Sprangers presented on the topics of Childhood Lead Poisoning Prevention and Immunizations to 18 moms during a Mom and Me class at ThedaCare Regional Medical Center – Appleton.

September 26, Public Health Nurse Jess Moyle presented at the Wisconsin Breastfeeding Coalition Summit in Marshfield, with 73 professionals in attendance. Her presentation focused on the Community Conversations hosted by the Breastfeeding Alliance of Northeast Wisconsin earlier this year.



During the fourth quarter, Public Health Nurse Val Davis created a display to promote Childhood Lead Poisoning Prevention. This educational display was available for the community to view at the Appleton Public Library for the entire month of October.

October 17, Becky Lindberg, RN and Krista Waterstradt, RN gave two presentations to 44 First Grade students at Foster Elementary. This interactive presentation focused on handwashing and germs.

November 12, Krista Waterstradt, RN and Val Davis, RN presented on communicable disease to 20 YMCA child care teachers at YMCA-Fox West.

***“The Appleton Health Department provides services in a cost effective and efficient manner.”***

During the first quarter, Public Health Nurses Ann Steele and Jess Moyle volunteered at a Poverty Simulation on January 25, hosted by Cap Services and the Appleton Public Library. This simulation was part of the important conversations surrounding the 2019 Fox Cities Reads book, “Evicted.”

In February, Environmental Supervisor Tim Mirkes provided annual respirator fit testing to the Health Department staff. The annual fit testing is conducted, not only for preparedness planning, but also to assure respirators are being correctly fitted to provide effective protection from contaminants such as TB and asbestos.

During the second quarter, Public Health Nurses Becky Lindberg and Jess Moyle designated the Appleton YMCA Child Learning Center as Breastfeeding Friendly on April 4. This designation is based on criteria established for the workplace setting.

During the third quarter, Health Officer Eggebrecht assisted Outagamie County with reviewing their Fatality Management Plan.



August 20, several department staff participated in a special conference call coordinated by the Wisconsin Department of Health Services regarding the rapid increase of diagnosed cases of lung damage due to the use of vaping products. In turn, our department shared this information with local physicians to elevate the level of response when similar symptoms are reported.

During the fourth quarter, health department nursing staff provided 253 doses of influenza vaccine to City of Appleton elected officials, employees, their spouses, partners and children nine years of age and older.

In 2019, there were 32 new lead cases with an initial lead capillary level of 5 µg/dL or greater in children residing within the city limits of Appleton. Of these cases, 28 were 5-9 µg/dL and four were 10 µg/dL or above. There was 100% follow up on all 32 cases via mail and/or phone (14 cases required additional phone outreach). Of the 28 cases [5-9 µg/dL](#), 23 had a follow up venous test done, 3 are “in process” for a repeat test, and 2 have not responded to our additional outreach efforts. While home visits were offered, no cases 5-9 µg/dL had a home visit. Of the four (10+ µg/dL) cases, all four

had follow-up venous testing done (100%). One case of 10+ had a home visit and an environmental investigation done. The other three cases had follow-up venous tests below 5 µg/dL.

In addition to case management of lead elevated children, the department also provides primary prevention services. There is outreach done to all City of Appleton families of 6-month-old children who live in a home built prior to 1950. This communication offers families a home visit to help identify lead hazards and includes information about lead sources. On average, this reaches about 20 families per month.

***“The Appleton Health Department develops and evaluates departmental programs, policies, and procedures based on community needs. We collaborate with community agencies and providers to assess those needs and ensure high quality services.”***



During the first quarter, Public Health Nurses Becky Lindberg and Jess Moyle assisted with the re-designation of Bridges Childcare Center as Breastfeeding Friendly on January 10.

February 13, Health Officer Eggebrecht joined Menasha Health Officer Nancy McKenney to present the Fox Cities Health Survey (phone-based survey) results to the primary care physicians at Hope Clinic. The clinic was interested in supporting our efforts to improve population health, so all of the physicians and administrative staff attended.

March 13, Health Officer Eggebrecht joined the City of Appleton Diversity and Inclusion Coordinator, Library Deputy Director Tasha Saecker, and Appleton Area School District to represent Appleton at the Government Alliance on Race and Equity (GARE) meeting held in Appleton. GARE is a national network of governments working to achieve racial equity and advance opportunities for all, and is a year-long training opportunity.

Health Officer Eggebrecht has been asked to serve on the newly formed Overdose Fatality Review Committee, comprised of law enforcement, legal, coroner’s office, first responders, healthcare, public health and other impacted agencies. This effort is to look upstream to determine if anything can be done to reduce premature deaths caused by prescription and non-prescription drugs.

Also during the first quarter, the Appleton Health Department successfully wrote a grant and secured funds to support a mentor/mentee program with the Eau Claire Health Department. Over the course of the year, the department will learn first-hand how to successfully become an accredited health department. These funds can be used, in part, to support the accreditation application fees.

Health Officer Eggebrecht has been selected to serve on the steering committee to advise the new State Health Plan. Over the course of the year, both phone and face-to-face meeting will result in the next ten year State Health Plan 2030.

Health Officer Eggebrecht served on the selection committee that recommended this year’s Health Award recipient at the Celebrating Volunteers award ceremony.

During the second quarter, Health Officer Eggebrecht moderated the morning keynote presentations at the Wisconsin Health Education Network conference held in Middleton on April 18. This year’s theme was Emotional Intelligence at the Workplace.



Public Health Nurses Jess Moyle and Becky Lindberg are active in the regional coalition, The Breastfeeding Alliance of Northeast Wisconsin (BFAN). As part of this coalition, they hosted two Community Conversations where participants were asked to reflect on their early breastfeeding experiences, their successes, and their challenges. The Community Conversation on April 30 was held at the Appleton Library, and attended by 11 Moms and nine children.



April 24, Health Officer Eggebrecht hosted the UW Population Health Institute's Advisory Board meeting in Appleton, the first time the Board has convened outside of Madison. Eggebrecht has served on the Board for several years, which provides insight to the important work of the Institute, including the county health rankings, health equity and state policy development.

May 6, Public Health Nurses Becky Lindberg and Jess Moyle met with staff from the Downtown YMCA and the Fox Cities Chamber to provide education on how worksite locations can become Breastfeeding Friendly.

Health Officer Eggebrecht continues to serve on the State of Wisconsin Health Improvement Plan advisory committee. During the second quarter, they met on May 20 and June 25 to discuss how health inequities impact the health of all residents.

June 28, Health Officer Eggebrecht was requested to meet with public and non-profit organization leaders in Chippewa Falls who are interested in Health in All Policy legislation to advance the health of their community. There is a growing recognition that community health improvement efforts need to focus on engaging those that often don't have a voice, in order to improve the health of all.

During the third quarter, several targeted community listening sessions were conducted by department staff. The purpose of these sessions was to identify needed improvements and current barriers to achieving optimal health for our community. This information will be included in our next Community Health Assessment.

Also during this quarter, Health Officer Eggebrecht has participated in public health planning for the Democratic National Convention, which is to be held in Milwaukee. The focus of this planning team is to address potential health threats from a national perspective.

July 17, the Appleton Health Department hosted representatives from the federal Office of Refugee Resettlement (ORR), Division of Refugee Health for a program monitoring visit. No compliance issues were found during the visit.

August 3, the 8<sup>th</sup> Annual Breastfeeding Walk, hosted by the Breastfeeding Alliance Network of Northeast Wisconsin (BFAN), took place in Appleton. The walk is to celebrate World Breastfeeding Week and to raise awareness about the importance of breastfeeding. Public Health Nurses Becky Lindberg and Jess Moyle worked with their fellow BFAN members to help make the walk a success, which had thirty-six participants.

August 29, Health Officer Eggebrecht participated in the ThedaCare Plunge on Addiction. This day long event allowed a group of local professionals in the field to learn more about the progression of addiction and how it impacts individuals, families and whole communities. There was special interest on the vaping of nicotine and opiate use, due to their high addiction rates and severe impact on brain development.

September 9, Public Health Nurses Becky Lindberg and Jess Moyle met with staff at WHBY Radio about being designated a Breastfeeding Friendly Workplace.



September 10, Health Officer Eggebrecht joined other invited partners to review and provide feedback on ThedaCare's Community Health Improvement Plan, which impacts the nine-county region that ThedaCare serves.

September 16, Health Officer Eggebrecht participated in the quarterly meeting of the task force advising the development of the new State Health Plan. This new plan will result in setting the future direction for state and local communities to address the underlying drivers of health, often referred to as the social determinates of health. These include, but are not limited to: education, transportation, housing, employment and social support.

September 30, the Appleton Health Department Immunization Program completed the required Vaccines for Children Program site visit. No compliance issues were found during the audit.

During the fourth quarter, Public Health Nurses Becky Lindberg, Sonja Jensen and Susan Larson participated in a discussion with staff from Mosaic Family Health and World Relief Fox Valley on October 18. This meeting focused on how the three agencies could best work together to provide optimal and effective refugee health services.

October 11, Emergency Manager Cassidy Walsh hosted a Public Health Preparedness Partnership meeting in Appleton, in order to go over the contract deliverables associated with the preparedness grant. The group explored new tools to utilize when engaging the public on preparedness matters. It was also a chance for Cassidy to lay out her vision of focusing and enhancing the PHEP plans on an individual basis, and her plan was met with full support by the group. The new meeting schedule will now consist of quarterly group meetings, with individual meetings during the months in between.

Also during the fourth quarter, the Common Council approved ordinance language that prohibits the possession of vaping and e-cigarette related products. Given that more than 30% of high school students in Appleton use these products, we wanted to provide an educational alternative to citations that would lead to a greater understanding of the dangers of these products.

In Depth is a program from the American Lung Association that teaches youth about how the tobacco industry hires lobbyists and marketing specialists to target this product directly to their age groups in order to make a profit. Health Officer Kurt Eggebrecht has facilitated discussions with Lawrence University students to teach this class to those who receive such citations. If students participate, the citation from a police officer is waived.

The Appleton Area School District has supported this social justice approach to reduce the epidemic of e-cigarette use. Nicotine consumption at a young age impacts brain development and impairs learning. The Community Foundation is supporting this pilot project to determine effectiveness.





***“The Appleton Health Department has a professional staff that works together as a cohesive team by cooperating, communicating, and supporting each other to achieve departmental and individual goals.”***

*Our department places a high priority on staff training. In 2019, staff participated in a variety of trainings, including:*

January 22, all Public Health Nursing staff, Health Officer Kurt Eggebrecht, and Administrative Assistant Melissa Suttner successfully completed the refresher course for BLS Provider CPR training. The training was provided by City of Appleton Fire Department staff.

January 24, the annual Weights and Measures Policy and Procedure training was held in Madison and attended by local City Sealers, State Inspectors, and State Management. City Sealer Eric Maggio was a member of the Policies and Procedures Committee that oversaw and implemented changes in policies, as well as the yearly schedule for training and state surveys.

Public Health Nurses Ashley Rankin and Krista Waterstradt completed IABLE Breastfeeding Champion Training in Oshkosh. This training was held on January 30, February 13 and 20, and March 13.

February 1, Public Health Nurses Ashley Rankin, RN and Jess Moyle, RN attended the training, “TB 101”, presented by staff from the Wisconsin Department of Health Services TB Program. This training was hosted by Outagamie County Public Health and held in Appleton.

February 5, Public Health Nurses Jess Moyle, Ashley Rankin and Krista Waterstradt attended the Northeast Region PNCC meeting at the Menasha Library.

February 5 and 6, Health Officer Eggebrecht attended the Wisconsin Association of Local Health Departments and Boards Health Operations Conference. This was a peer-to-peer sharing of emerging best practices for Health Department Administrators across the state.



February 11-15, Public Health Nurse Jena McNiel, RN attended the training, “Journey of Facilitation and Collaboration” in Madison. This workshop introduced participants to a unique technology called Integral Facilitation, which balances the “hard” and “soft” skills required to build a collaborative, high performing culture. The training was funded through the 2018 State Health Assessment Mini-Grant.

February 15, Sue Larson, RN and Sonja Jensen, RN attended the joint refugee resettlement team meeting at the Appleton Library.

February 19, Tim Mirkes, Steve Kihl and Michelle Roberts attended the annual DATCP road show in Waupaca for the day. DATCP State updates, Recreational Education Camp training and Health Space updates were part of the road show.

March 7-8, Jess Moyle, RN attended the 2019 Wisconsin Association of Lactation Consultants conference at the Best Western Premier Waterfront & Hotel Conference Center in Oshkosh.

March 21-22, Tim Mirkes attended the 2019 Governor’s Conference on Emergency Management and Homeland Security. The theme for the conference was focused on communications.



March 25-29, Health Officer Eggebrecht, Nursing Supervisor Sonja Jensen and Public Health Nurse Jess Moyle attended the 2019 Preparedness Summit in St. Louis, Missouri. Kurt, Sonja and Jess were able to attend the conference thanks to a training

scholarship provided from Wisconsin Department of Health Services. The theme of the conference was, "The Evolving Threat Environment".

April 4, Public Health Nurse Krista Waterstradt attended the Madison-Dane TB Summit in Verona, WI.

April 16-17, Public Health Nurses Jess Moyle and Krista Waterstradt attended the Maternal Child Health Summit in Eau Claire. The theme at the conference was, "Investing in Health Equity with Family and Community Partnerships".

May 2, Steve Kihl attended Pest Control Operator recertification training offered by Wisconsin Department of Agriculture, Trade and Consumer Protection (DATCP) and the UW-Extension. This recertification is required every 5 years to allow the use of restricted-use pesticides used for rodent control.



May 9, Steve Kihl attended training regarding the Recreation/Education Camp administrative code. This training was offered by WI DATCP, Food and Recreational Licensing section.

May 17, Public Health Nurses Sue Larson and Becky Lindberg, along with Public Health Nursing Supervisor Sonja Jensen, attended the joint refugee resettlement team meeting in Oshkosh. This meeting included testimonies from Oshkosh North High School students with refugee backgrounds, and included a round table discussion titled, "Career aspirations expressed by our refugee population".

May 22-23, several staff received state scholarship funds to attend the Wisconsin Public Health Association annual conference, held this year in Wisconsin Dells. Public Health Nurses Jena McNiel, Val Davis, Krista Waterstradt, Weights and Measures City Sealer Eric Maggio, and Health Officer Eggebrecht all benefited from this two-day training.

June 19, Public Health Nurse Val Davis attended HIV Partner Services training in Madison.

In the third quarter, due to retirements, the Health Department hired two new Public Health Nurses. Valerie Davis started on April 23 and Julie Erickson started on June 25.

July 9-11, Health Officer Eggebrecht attended the National Association of City and County Health Officers. The theme was "Improving the National Health through Public and Private Partnerships," which highlighted the importance of cross-sector partnerships to improve outcomes in communities throughout the country.

July 17, Public Health Nurses Val Davis and Jena McNiel attended the Regional Partner Services update in Steven Point.

August 21, Health Officer Eggebrecht and Public Health Nurse Julie Erickson attended the Opiate Conference held at the Red Lion Hotel in Appleton. This event was supported through public health grant funds from the state. This regional training was provided for EMT, law enforcement, public health, and the medical community to learn more about the progression of changes in the brain as a result of exposure to opiates.

September 11- 12, Public Health Nurses Val Davis and Kathleen Sprangers attended the Statewide Childhood Lead Poisoning Prevention Conference in Rothschild.



September 12, Emergency Manager Cassidy Walsh attended the Wisconsin Emergency Management Association Conference in Stevens Point. The conference highlighted the need to prepare for the worst case scenario, and included lessons learned from managing large-scale incidents that occurred in 2018 throughout Wisconsin. The morning presentation was by the former head of

the U.S. Virgin Island Emergency Management Agency (VITEMA), Mona Barnes, on how to expand creativity through networking with unlikely partners to meet the needs of those affected by disaster. The afternoon sessions were from the Wisconsinites that lead the search for Jayme Closs and the responders to the Husky Refinery Explosion, two disasters that demonstrated important lessons for emergency response.

September 17-18, Cassidy Walsh attended a 16 hour training called “Emergency Operations Center (EOC) Management and Operations,” offered through WEM, who typically will assist EOC efforts during and after a disaster. The instruction was presented by Homeland Security Principal Training Analyst, William Tyler. The course explored the design, functions, and role of the EOC and the relation to a Multi-Agency Coordination System (MACS) through disaster-related examples, activities, and case studies. Continuity of Operations (COOP) planning, effective organizational structures, situational awareness, and integrating call centers and public information were also discussed. The training provided vital insight on how to establish an EOC and best practices for operating one in a community.

September 18, Public Health Nursing supervisor Sonja Jensen attended the 2019 Wisconsin Clinical Laboratory Network annual regional meeting at Liberty Hall in Kimberly.

September 25– 27, Public Health Nurse Krista Waterstradt attended the training, “Great Beginnings Start Before Birth,” in Oshkosh.

September 26, Public Health Nurses Becky Lindberg and Jess Moyle attended the Wisconsin Breastfeeding Coalition Summit in Marshfield, on “How breastfeeding support can integrate maternal child mental health, sleep and fatigue management and infant outcomes”.

October 2, Public Health Nurse Jena McNeil and Public Health Nursing Supervisor Sonja Jensen participated in the Imagine Fox Cities Community Summit in Kimberly. The overarching aim of Imagine Fox Cities is, “To advance the Well-Being of Our Place and the Well-Being of Our People”.

October 2, Britney Stobbe, Val Davis, and Cassidy Walsh attended a training at the Fox Valley Technical College. The focus was the new Inventory Management and Tracking System (IMATS).

October 7, Ryan Mathew was hired to fill the vacant Environmentalist position. As part of his orientation and training, Ryan has completed his required 25 joint inspections with Steve, Michelle and Wisconsin Department of Agriculture, Trade and Consumer Protection (WI DATCP) staff, along with required online FDA courses. Ryan is now able to do independent inspections in the field, and is a great addition to our staff.



October 7–9, Weights and Measures Specialist Todd Schmidt attended the annual WWMA fall conference in Stevens Point, WI. The conference was administered by the Wisconsin Weights and Measures Association and the National Conference for Weights and Measures. At the conclusion of the conference, Todd was sworn in as Vice President of Wisconsin Weights and Measures Association. He will serve on the board and represent Appleton well for the next 4 years.

October 9–10, Public Health Nurse Julie Erickson attended the Wisconsin Public Health Employee Orientation Session in Rothschild. This training was held at the Central Wisconsin Convention and Expo Center and was sponsored by the Wisconsin Department of Health Services.

October 10, Steve Kihl and Michelle Roberts attended the Lead Risk Assessor Refresher class. This is a required recertification training provided by WI DHS – Lead and Asbestos Section. The certification is required for individuals performing lead risk assessments in homes of children found to be lead poisoned, allowing Steve and Michelle to continue to serve the community in this capacity.

October 10, Public Health Nurses Jess Moyle, Krista Waterstradt and Val Davis attended the First Breath Regional Session in Green Bay.

October 16–18, Cassidy Walsh attended the Debris Management course held by Wisconsin Emergency Management. The 24-hour course highlighted the several phases and challenges with debris removal after a disaster, and the importance of having a debris removal plan. Outagamie County is in the works of creating such a plan, and the City of Appleton Public Works staff and Cassidy plan to be highly involved in that process when the county moves forward.



October 29, Public Health Nurses Becky Lindberg and Jess Moyle attended the Employee Friendly Workplace Launch at Werner Electric Supply in Appleton, sponsored by the Fox Cities Chamber. Becky and Jess are able to provide advice to companies interested in breast feeding options at the workplace.

November 6, Environmentalist Ryan Mathew attended the Rabies Control Training sponsored by WI DATCP. The training covered rabies exposure response protocols, along with specimen shipping requirements.

November 6–7, Public Health Nurses Jena McNiel, Jess Moyle, Julie Erickson, Krista Waterstradt, Val Davis and Sonja Jensen attended the Northeast Region Tuberculosis Summit at Liberty Hall in Kimberly. Jena McNiel and Sonja Jensen were on the planning committee for this educational event.

November 16, Public Health Nurses Becky Lindberg and Susan Larson along with Public Health Nursing Supervisor Sonja Jensen attended the Joint Fox Valley Refugee Resettlement Meeting at Miron Construction in Neenah. The meeting included a presentation on the H.E.A.R.T. (Healing Environment and Restorative Therapy) model of care in working with survivors of torture.

November 16–17, Emergency Manager Cassidy Walsh attended Wisconsin Emergency Management (WEM) 101 in Madison. This course covered the multitude of programs within WEM, introduced the WEM staff that manage the programs, discussed the WEM certification process, and highlighted emergency service programs across the state of Wisconsin. This course was a great networking opportunity for new emergency management directors/coordinators, such as Cassidy.



November 7, Environmental Health Supervisor Steve Kihl attended the New Supervisor Orientation.

Public Health Nurse Jena McNiel completed the Thrive Leadership Academy, which culminated in a graduation ceremony on December 2.

December 16, Environmentalists Ryan Mathews and Michelle Roberts attended Hazard Analysis and Critical Control Point (HACCP) Verification Training sponsored by WI DATCP. Certain food processes require an approved HACCP Plan, so this training covered detailed inspection criteria to evaluate in an that type of establishment.

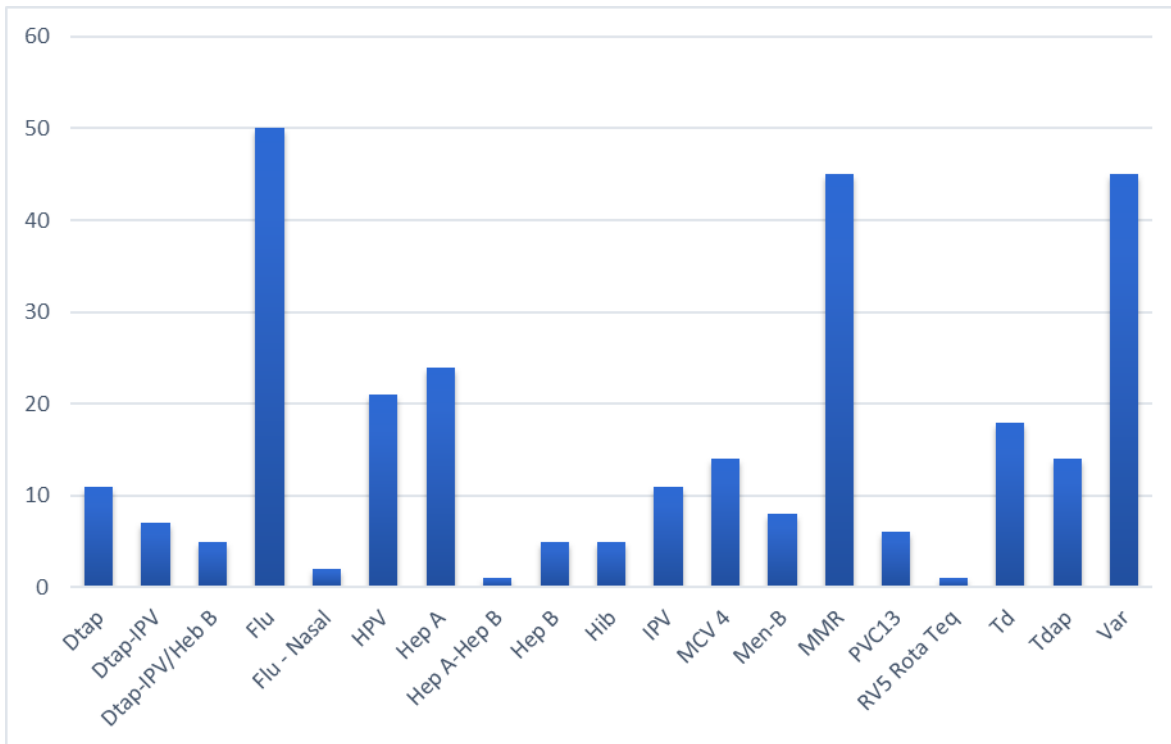
In December, Steve Kihl began working with DATCP staff on his initial standardization. This process involves doing eight side by side inspections with a State “Standard” to ensure consistency in the inspection and report writing processes. Steve will then become our agency Standard, and will go through the same process with Michelle and Ryan. This assures that all inspections are accurately upholding the current food codes.

## COMMUNICABLE DISEASE PROGRAM

Communicable disease services are designed to prevent disease and promote health in the community. Epidemiological and regulatory services are major components of this program.

Clinical services include immunizations and health education. Immunizations for vaccine preventable diseases were provided to the public and City employees. Interpreter assisted clinics were offered monthly to improve access and vaccine coverage for non-English speaking residents, including Hmong, Spanish and Swahili, to name a few. Influenza clinics were offered in the fourth quarter to target at-risk individuals. Appleton adults are provided vaccine based on the Wisconsin Immunization Program guidelines. In 2019, 141 clients received 331 doses of vaccine.

### *Vaccines Administered in 2019*



Participation in the Northeast Wisconsin Immunization Coalition is focused on community-wide activities to increase the immunization rates.

### ***Communicable Disease Investigation, Prevention and Control***

Public health staff investigate reported cases of communicable disease. Epidemiological case reports are submitted to the Wisconsin Department of Health Services through the Wisconsin Electronic Disease Surveillance System. Contacts to cases are identified, screened and referred as appropriate. Measures to prevent and control disease spread are reviewed with cases and contacts. It is estimated for every case of confirmed disease reported, an average of two contacts are identified and counseled.

In 2019, Appleton continued to see an elevated number in reported cases of Chlamydia, Gonorrhea and Syphilis. Providers are testing regularly and Public Health Staff continue to attempt follow-up for prevention education.

In 2019, nursing staff worked with the Wisconsin Department of Health Services to control Gastrointestinal illness outbreaks in 716 long term care facilities. Lab testing, staff education and symptom monitoring services were provided. Also, nursing staff assisted 4 long term care facilities with respiratory illness outbreaks.

The Department also received 26 referrals of individuals for treatment of Latent Tuberculosis Infection (LTBI). Nursing staff maintain a close working relationship with the Wisconsin Department of Health Services TB program and with local primary care providers. Nursing staff provided Communicable Disease case management and directly observed therapy (DOT) in 2019.

Tables showing numbers of cases and rates per 1000 population for all gastroenteric and sexually transmitted diseases are located on page **42**. Additionally, page **43** contains tables showing the numbers and rates for vaccine preventable and other communicable diseases.

### ***Wisconsin Partner Services (PS)***

This is a statewide program whose goal is to control and prevent the transmission of HIV infection (AIDS). Efforts to notify partners of infected individuals attempts to break the chain of disease transmission by early identification and testing of individuals who have been exposed to HIV. Two Partner Services Public Health Nurses work closely with ARCW (Aids Resource Center of Wisconsin) Green Bay and Appleton Health Department office staff to provide coordinated testing and case management services. Any work with this contract is reimbursed by the State through this program. There were 4 referrals received for this program during 2019.

## ***Sexually Transmitted Disease Contracted Services***

The Department has a contract with Planned Parenthood to provide screening, testing and treatment for persons seeking services for sexually transmitted disease and who have no means of paying for or obtaining services elsewhere. The contract also includes epidemiological investigation of confirmed cases among those clients served. In 2019, 47 individuals were served and 101 lab tests were performed resulting in 14 treatments for positive cases.

## ***Foodborne Outbreak Illness Investigation***

There were no foodborne outbreaks investigated or reported to the State Division of Public Health in 2019.

## ***State Laboratory of Hygiene Testing Services***

The Wisconsin State Laboratory of Hygiene provides free testing of certain patient and food item type samples as support for investigation and prevention of communicable disease transmission. Samples submitted must fit within parameters determined by the State. In 2019, the State provided \$4,761 of fee exempt service to the City. A table of exact types and numbers of test performed is located on page 44.

## ***Occupational Health***

Collaborative efforts in providing occupational health services related to communicable disease continued in 2019. Efforts included annual TB risk-based screening and skin testing for Fire and Health, annual training for employees at risk for blood borne exposures and annual policy review.

## **ENVIRONMENTAL CONTROL**

The primary focus of environmental health services is the control of communicable disease spread. These control activities usually take the form of regulatory activities in food handling settings such as restaurants and retail food stores.

Regulatory activities are also conducted in public recreational facilities including swimming pools and lodging establishments. Another area where environmental oversight contributes to communicable disease control is through code enforcement of tattoo and body piercing establishments. Additionally, the Department provides support to the rabies control program of the Police Department by consulting with victims and physicians and facilitating analysis of specimens.

## **Regulatory Descriptions and Statistics**

**Food Protection** - As agents for the Wisconsin Department of Agriculture, Trade and Consumer Protection (DATCP), the Health Department's Environmental Health Section ensures safe food handling practices and protects the health and safety of Appleton residents and visitors. This is accomplished through administration of state and local regulations. Annual licensed food establishment inspections are conducted, and consultation plus food safety education is provided to the operators. Collection and testing of food samples and code enforcement action is also conducted when necessary.

**Lodging Facilities** - As agents for DATCP, the Department enforces sanitary and safety regulations for all hotels, motels, bed & breakfast establishments and tourist rooming houses, such as AirBnB. As agents for the Department of Safety and Professional Services (DSPS) and under the Municipal Code, the Department enforces sanitary and safety regulations for manufactured home communities.

Types of Tests	2014	2019
<b>SWIMMING POOL WATER SAMPLES</b>		
Total number of pool samples	254	229
Total number of pool re-sampled	1	3
Total positive Heterotrophic Plate Count	0	3
Total positive coliform	1	2
<b>RABIES SPECIMENS</b>		
Total number shipped	8	11
Total positive results	0	0

**Public Pools** - As agents for DATCP, the Department performs annual swimming pool and whirlpool inspections to assure compliance with safety, maintenance and operation requirements. Monthly water samples are also collected from each pool and whirlpool facility. The samples are tested in a DATCP Certified Laboratory at the Waste Water Treatment Plant to assure state and local pool water quality standards are maintained.

**Tattoo and Body Piercing Establishments** - As agents for DSPS and under Municipal Code authority, the Health Department's Environmental Health Section licenses and inspects all tattoo and body piercing establishments and enforces safety and sanitary requirements.

**Rabies Control** - In cooperation with the Police Department, the Health Department is involved in the investigation of human or animal exposures to suspected rabid animals.



The Environmental Health Section operates on a fiscal calendar year of July 1 through June 30. The following chart illustrates the number and types of activities associated with the above license year. Data for 2018/19 is compared to 2013/14. In the 2018/19 license year, the Department issued 490 licenses, compared to 467 licenses in 2013/14. In 2018/19, 4 plan reviews were completed, and in 2013/14 there were 2 plan reviews completed for new or remodeled establishments. In 2018/19, 68 pre-licensing inspections were conducted for new or change-of-operator establishments compared to 41 pre-licensing inspections in 2013/14.

## **LICENSES/REGULATED ESTABLISHMENTS**

2013/14 COMPARED TO 2018/19

Type of Establishment	Number of Inspections		Number of Consultations		Number of Complaints		Number of Re-inspections and Complaint Follow-ups	
	2013/14	2018/19	2013/14	2018/19	2013/14	2018/19	2013/14	2018/19
Public Eating and Drinking Establishments; Temporary Restaurants; Non-Profits	391	275	290	284	31	26	92	69
Permanent and Temporary Retail Food Establishments	88	68	75	54	9	3	14	14
Lodging Establishments; Rec/Ed/Campground	11	9	3	22	0	0	0	0
Manufactured Home Communities	1	0	2	1	0	0	0	0
Vending Machines	0	0	0	0	0	0	0	0
Swimming Pools	30	9	8	3	0	3	1	0
Tattoo/Body Piercing Establishments	12	10	19	27	0	0	1	0

**Chickens & Bees** - Appleton residents may apply for permits to keep chickens and bees on their property. Chicken keeping requirements were drafted and approved. In 2018, the limit was raised to keep up to six hens on their property. The Health Department is charged with oversight of these programs. There were a total of 21 chicken permits and 5 bee permits issued in 2019.

### ***Maternal/Child Health (MCH) Program***

Services under the MCH program focus on the promotion of positive health outcomes and the reduction of risks associated with the reproductive health of individuals and families, and growth and development of infants, children, youth and parents. The focus is on the family as the basic unit of service. This program supports the provision of quality health care that spans the life-cycle periods of preconception, pregnancy, infancy and childhood. As additional home visit based social service programs become available in the community, our efforts have been concentrated on more intense case management for prenatal women and medically at-risk infants and children. Activities include assessment, planning, counseling, education, advocacy, evaluation and referral. Services are provided in the home setting. A maternal child health consolidated contract and property taxes fund these services.

The comprehensive Prenatal Care Coordination program (PNCC) was added to the MCH program in 2002. This program serves women with risk factors for a high risk pregnancy and works towards positive birth outcomes. Consolidated grant contract objectives in 2019 focused on a collaboration with community partners to implement and evaluate strategies to improve breastfeeding initiation and duration rates. Staff provided educational opportunities and support for area childcare sites and worksites to become breastfeeding friendly.

In addition, the Department participates on the Outagamie County Child Death Review Team that works to identify preventable risk factors that may have contributed to a child's death.

### ***Childhood Lead Poisoning Prevention Program***

This program is supported by consolidated contract state funds. Goals of the program are to ensure prevention of environmental lead exposure of Appleton's children. This is done through surveillance of blood lead levels, provision of lead poisoning prevention education to persons/programs involved with children and case management of individuals with elevated blood levels. The ultimate goal is to provide primary prevention by offering information about lead poisoning to pregnant women and parents of infants and children under the age of 6 before the child is potentially exposed. Increasing community awareness of the lead problem for Appleton's children also supports this goal. This is a multidisciplinary project involving both health department nursing and environmental staff.

Services are provided to diverse populations using interpreters and culturally sensitive materials (as available in clients' primary language) when working with non-English speaking families. Collaborative efforts are made with a variety of agencies including but not limited to WIC (Women Infants and Children), other local health departments, schools, hospitals, primary care providers, daycares, libraries and Appleton's Community Development Department. Mandatory reporting is required by all laboratories doing blood lead level testing and surveillance is done by local public health agencies.

Outreach to families for all children with blood lead levels 5ug/dl or greater is provided.

Intervention efforts range from sending out information packets to families, education and assessment via a phone call and/or a home visit, education and outreach efforts to community groups, attendance at community health fairs and distribution of relevant lead information on the department's web site. Interagency collaboration continues with department participation in the Fox Valley Lead Coalition, the Fox Cities Housing Coalition and the Hispanic Interagency Coalition.

Staff nurses implement this program by educating parents on sources of lead, the effects of lead poisoning, nutrition, the use of lead check swabs, appropriate cleaning techniques for lead dust, and developmental evaluations of lead affected children. Cleaning kits continue to be provided at all home visits. For those children unable to be tested by a primary care provider, capillary blood lead testing can be offered by appointment at the Appleton Health Department, in the family's home or at monthly immunization clinics based on parent preference.

In 2019, the department continued the lead prevention outreach program to families of children who are six months of age and live in pre-1950 housing. All Appleton families identified receive a letter and brochure informing them about lead paint and its hazards. A follow-up phone call is made a few weeks after this letter offering lead prevention education services. The overall goal is to create healthy and lead-free housing for Appleton City Residents.

<b>Elevations (ug/dl)</b>	<b>2014</b>	<b>2015</b>	<b>2016</b>	<b>2017</b>	<b>2018</b>	<b>2019</b>
Venous Lead Levels > 19 ug/dl	4	1	2	1	0	0
Venous Lead Levels 10-19 ug/dl	6	3	5	4	1	1
Capillary Lead Levels > 10 ug/dl	4	4	5	7	3	5
Capillary & Venous Lead Levels 5-9 ug/dl	n/a	n/a	18	17	22	26

## ***High Risk Adult Health Program***

Services under this program focus on the promotion of positive health outcomes and the reduction of health risks associated with adults and older adults. The program supports the provision of quality health care, which spans the life cycle of young, middle-aged and older adults. Program activities include assessment, planning, advocacy, counseling, referral, education, emotional support, evaluation, clinic activities, and group education. Services are provided in the home, group homes and other settings throughout the community.

## ***Public Health Nursing Caseload Data***

The Public Health Nursing (PHN) caseload consists of individuals and families with complex health problems. The Department received a total of 936 referrals in 2019. A total of 1,011 visits, including admissions, revisits and discharge visits, as well as phone consultations were made to these clients. This compares to 1,046 visits in 2018.

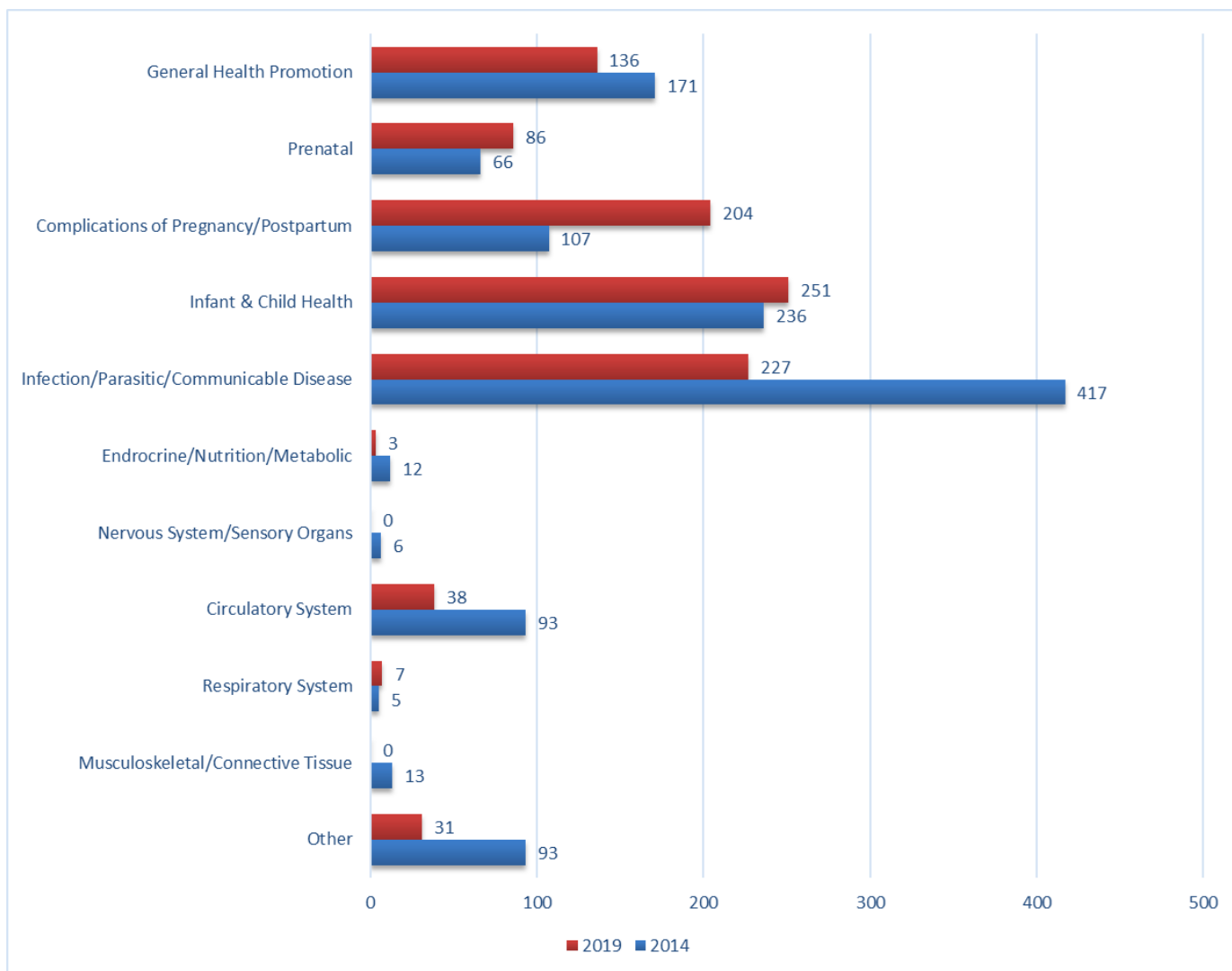
***Referrals:*** Patient referrals come from a variety of sources including physicians, social services and home health care agencies. The following table shows types of referrals and referral rates per 1,000.

<b>Type of Referrals to Public Health Nurse</b>	<b>2014</b>	<b>2015</b>	<b>2016</b>	<b>2017</b>	<b>2018</b>	<b>2019</b>
Family	3	1	4	5	9	1
Maternal/Child (includes Birth Certificates)	904	925	894	861	926	920
Adult/Elderly	7	9	9	7	7	5
<b>Rate/1000</b>	<b>12.44</b>	<b>12.68</b>	<b>12.21</b>	<b>11.70</b>	<b>12.60</b>	<b>12.39</b>

## Primary Problem Categories

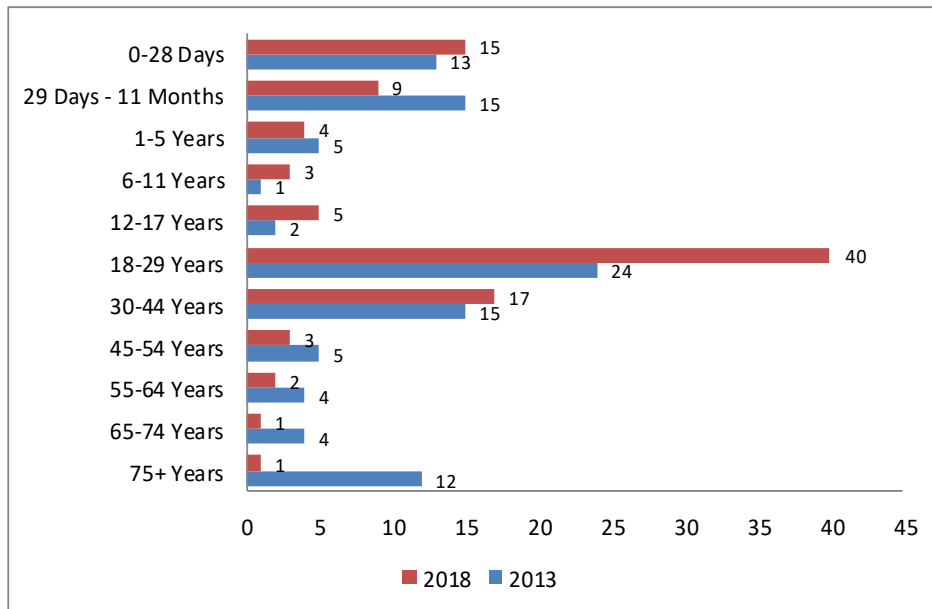
The total Public Health Nursing caseload can be described by a primary category of service provision. Maternal Child Health cases include families with concerns related to childbearing, parenting, well child care, growth and development, family planning, child abuse and neglect, nutrition and other concerns important to the young family. Adult health cases primarily include adult families with concerns related to chronic disease prevention and health promotion.

### **PUBLIC HEALTH NURSING CLIENTS BY PRIMARY PROBLEM**



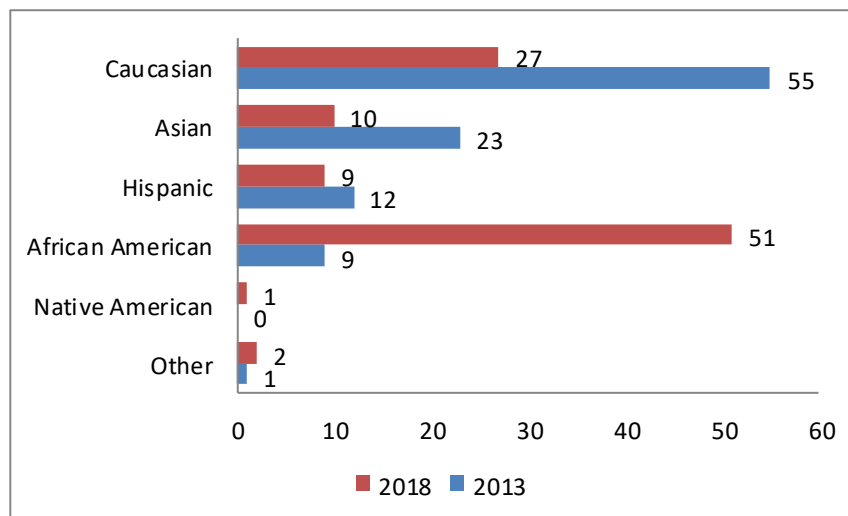
The following graphs describe the 2018 Public Health Nursing caseload by age and race/ethnicity.

### ***PUBLIC HEALTH NURSING CLIENTS BY AGE***



Percent Caseload

### ***PUBLIC HEALTH NURSING CLIENTS BY RACE***

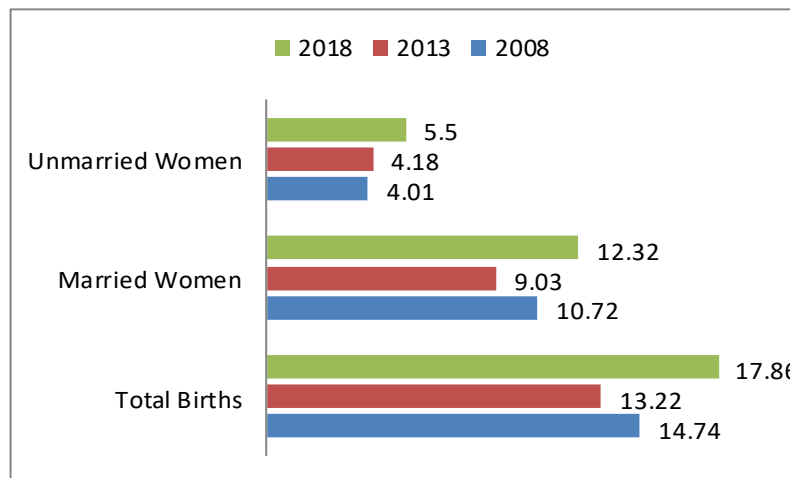


Percent Caseload

The Department is serving an increasingly diverse caseload of adults with chronic and communicable disease.

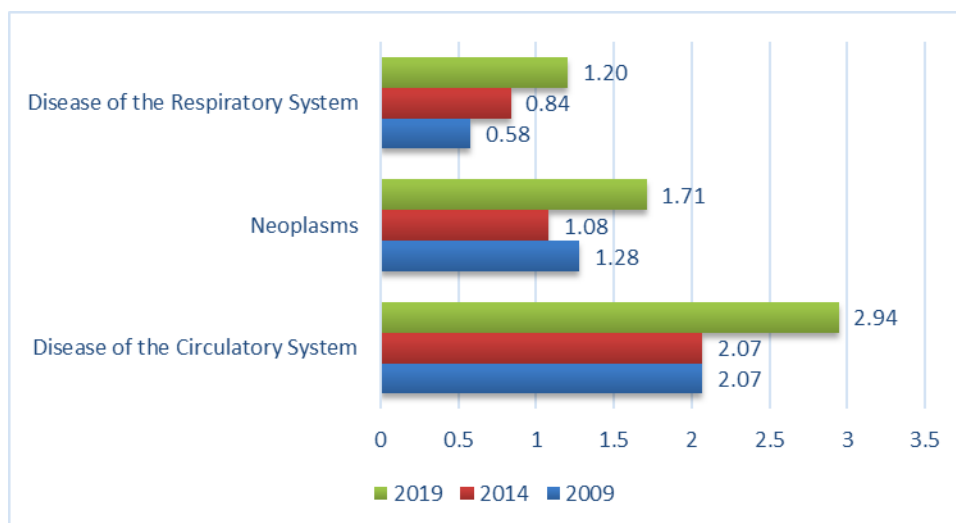
Vital statistics are maintained for monitoring the morbidity and mortality and as an aid in program planning. Appleton's population increased from 74,598 in 2017 to 74,734 in 2018. The crude birth rate per 1,000 population in 2017 for the State was 11.2; for the City of Appleton it was 17.86. The graph below shows crude birth rates based on marital status comparing 2018, 2013, and 2008.

**CRUDE BIRTH RATES BASED ON MARITAL STATUS**  
*(1000 x Number of Resident Live Births/Total Resident Population)*



\*Birth Data is Provisional

**CRUDE DEATH RATES FOR LEADING CAUSES OF DEATH**  
*(Rates per 1000 Resident Population)*



This graph shows three of the leading causes of death for Appleton residents; cardiovascular disease, cancers and diseases of the respiratory system. Nicotine (tobacco and vape) use continues to be a major risk factor for the development of these diseases. See page **49 & 50** for charts showing death rates, data for all causes of deaths and deaths by age.

## **WEIGHTS AND MEASURES PROGRAM**

The Weights and Measures program regulates the purchase or sale of products or services sold by weight, measure or count to assure equity in the marketplace. With this program, the consumer can make buying decisions with a reasonable degree of confidence that accurate quantity will be received. All businesses can operate on a level playing field, knowing trade practice regulations are fairly monitored and uniformly enforced.

### ***MAJOR PROGRAM DESCRIPTIONS AND STATISTICS***

***Weights and Measures Device Licensing***—All scales, pump meters, linear devices, and price scanners used in buying and selling within the City are licensed annually.

***Weights and Measures Device Inspection***—All weighing and measuring equipment used by businesses are inspected regularly to ensure accuracy and conformance with all National Institute of Standards and Technology (NIST) specifications and tolerances.

***Monitoring and Sampling Commercial Transactions***—To ensure that weighing and measuring equipment is used accurately, check weighing and measuring of prepackaged products and over-the-counter sales are conducted on an unannounced basis.

***Product Labeling Enforcement and Consultation***—Prepackaged consumer products are inspected for required labeling to ensure consumers receive proper information to make a valid buying decision. Bulk dispenser signage is also regulated in this fashion. Federal and State labeling rules and standards are enforced.

***Product Scanning and Price Verifications***—Routine unannounced scanning tests are conducted to maintain pricing accuracy where UPC bar code scanners are used at retail checkout counters. The scanning device itself, signage and price programming are all evaluated for consistency. Compliance results have greatly improved under this comprehensive program. In 1994, the first year scanning statistics were separated from general commodity inspection, 10.7% of scanning samples reflected price errors. In 2017, there was a 2.4% error rate, due to regular inspection and assisting business operators to develop good price control practices.

***Assistance to other City Departments***—Assistance is provided to other City departments. For example, for the Department of Public Works we are consulted on issues concerning inspections, testing and repair of weights and measures devices and also perform the Fire and Police Departments scale tests.

***Agent of City Clerk on Temporary and Irregular Business License***—The City Sealer



serves as field agent for the City Clerk's office in making determinations on sellers to be licensed. Licenses involved are Commercial Solicitor, Secondhand Dealer, Salvage Dealer, Close-out Business, Termination Sales and Taxi Cab/Limousine Service.

***WEIGHTS AND MEASURES INSPECTIONS BY  
ESTABLISHMENT TYPE AND YEAR***

ESTABLISHMENT TYPE	2017	2018	2019
Food and Convenience Stores	154	162	158
Restaurants	34	34	37
Bakery and Candy Stores	13	13	17
Dairy Plants and Stores	10	11	10
Drug Stores	24	22	22
Hardware Stores	25	26	34
Variety and Department Stores	91	95	94
Gas and Service Stations	31	33	30
Salvage Dealers and Recyclers	5	6	3
Pet Shops and Garden Centers	15	16	14
Industrial Manufacturing Plants	9	10	11
Concrete-Asphalt Plants and Road Materials	14	15	10
Transient Merchants (markets; product; seafood)	199	189	183
Package Shipping and Frieght	10	10	8
Service Laundries and Dry Cleaners	1	1	1
Government Agencies	8	10	8
Solicitors and Door to Door Merchants	29	29	20
Close-out Business and Termination Sales	0	0	1
Second Hand Dealers	31	31	32
Laundromats, Car Washes, and other Timing Devices	7	6	5
Miscellaneous	32	38	33
Mobile Petroleum Dealers	27	26	23
<b>TOTAL</b>	<b>769</b>	<b>783</b>	<b>754</b>

**DEVICES TESTED BY TYPE, YEAR AND PERCENT  
OUT OF COMPLIANCE**

<b>TYPE OF DEVICE (% OF NONCOMPLAINT)</b>	<b>2017</b>	<b>2018</b>	<b>2019</b>
Scales and Balances	603 (2.7%)	609 (0.5%)	574 (2.8%)
Measures (Include gas pumps & fuel oil truck meters)	1,122 (2.8%)	1,008 (3.5%)	1,056 (3.5%)
Weights	62 (0%)	14 (0%)	26 (0%)
<b>Total</b>	<b>1,787</b>	<b>1,631</b>	<b>1,656</b>

**RESULTS OF PACKAGED COMMODITIES TESTED BY YEAR**

<b>PACKAGED COMMODITIES TESTED</b>	<b>2017</b>	<b>2018</b>	<b>2019</b>
Total Units of Product Investigated	113,422	131,856	162,981
Random Sample Size	17,887	20,716	19,225
Total Products/Units Found Short Weight (% short)	812 (0.7%)	1,267 (1.0%)	1,210 (0.7%)
Total Products/Units Found Mislabeled (% mislabeled)	1,548 (1.4%)	723 (0.5%)	1,985 (1.3%)

## **PRICE SCANNING INSPECTIONS**

<b>PRICE SCANNING INSPECTIONS</b>	<b>2015</b>	<b>2016</b>	<b>2017</b>	<b>2018</b>	<b>2019</b>
Number of Inspections	145	142	125	141	144
Number of Items Scanned	4,740	4,510	4,126	4,602	4,775
Pricing Errors Found	133 (2.8%)	117 (2.6%)	99 (2.4%)	130 (2.8%)	103 (2.2%)

## **CONSUMER COMPLAINTS BY TYPE AND YEAR**

<b>Type of Complaint</b>	<b>2017</b>		<b>2018</b>		<b>2019</b>	
	<b>Number Received</b>	<b>Number Violations</b>	<b>Number Received</b>	<b>Number Violations</b>	<b>Number Received</b>	<b>Number Violations</b>
Foods	1	0	1	0	2	0
Liquid Foods	0	0	0	0	0	0
Non-Food Products	0	0	0	0	0	0
Heating Oil and LP Gas	0	0	0	0	0	0
Firewood	1	1	0	0	0	0
Gas Stations-Pumps	8	1	13	3	14	3
Gas Stations-Service Console	2	0	1	0	7	0
Gas Stations-Price Signage	2	1	1	0	6	2
Gas Stations-Gasoline Quality	8	0	2	0	3	0
Scales-Scrape Metal	0	0	1	0	0	0
Scales-Food	0	0	0	0	1	0
Scales-Other	0	0	0	0	0	0
Scanning	6	0	13	2	5	0
Trade Practices	4	1	5	1	4	1
Advertising	3	1	3	1	0	0
Going out of Business	0	0	0	0	1	1
Temporary Sales	0	0	0	0	0	0
Miscellaneous	0	0	0	0	0	0
<b>Total</b>	<b>35</b>	<b>5</b>	<b>40</b>	<b>7</b>	<b>43</b>	<b>7</b>

## **ENVIRONMENTAL HEALTH PROGRAMS**

Many environmental factors can influence the health of the community. The Department is involved in a variety of activities aimed at minimizing the exposure to environmental hazards and reducing the incidence of public health nuisances. Local ordinances set forth policies on solid waste, noise, housing and rodent control, which are enforced by the Department. This is usually in response to citizen complaints. Another component of protecting the community environment involves monitoring various environmental hazards, which pose a potential threat to citizens. In addition to the testing and monitoring conducted, the Department provides education and referral services on numerous topics.

### ***PROGRAM DESCRIPTIONS AND STATISTICS***

***Housing Sanitation***—Housing sanitation inspections are conducted on a complaint basis. Complaints of unsanitary conditions and concerns about mold in the home are received from citizens, police, fire, inspections division of Public Works and county Human Services.

***Solid Waste***—Solid waste complaints such as garbage/rubbish nuisance concerns are received from a variety of sources. Not only are nuisances of this nature unsightly for neighborhoods, but also failure to comply with sanitation regulations can often lead to greater public health concerns such as rodent, insect and nuisance bird attraction.

***Rodent Control***—The control of rats in the community is maintained by combining Municipal Code enforcement of commercial properties with a baiting program of exterior residential property and sewers. The Environmentalists are certified pest control operators and licensed to handle baits specific for this purpose.

***General Environmental***—Environmental problems such as those listed on the following chart are dealt with on a complaint basis. Investigations and/or referrals to other agencies are performed depending upon the nature of the concern.

<b>ENVIRONMENTAL CONSULTATIONS AND COMPLAINT INVESTIGATIONS</b>				
<b>Nature of Contact</b>	<b>Number of Consultations</b>		<b>Number of Complaints</b>	
	<b>2014</b>	<b>2019</b>	<b>2014</b>	<b>2019</b>
Community Water Supply	0	0	0	0
School/Day Care	10	2	0	0
Surface Water Pollution	1	0	1	0
Animal Nuisances	16	15	3	1
Rabies Control	28	35	0	1
Insect Control	33	26	16	6
Rodent Control	4	3	11	4
Hazardous Substance Control	5	6	1	0
Air Pollution - Indoor	9	16	12	3
Air Pollution - Outdoor	4	1	3	0
Noise	28	10	5	4
Radon	4	3	0	0
Garbage/Rubbish Nuisance	7	1	8	2
Private Residence/Housing	20	8	8	4
Lead	34	7	2	0
Mold	19	42	24	4
Other Programs	13	26	0	0
Other Business	47	22	3	0
<b>Total</b>	<b>282</b>	<b>223</b>	<b>97</b>	<b>29</b>

## **COMMUNITY INVOLVEMENT**

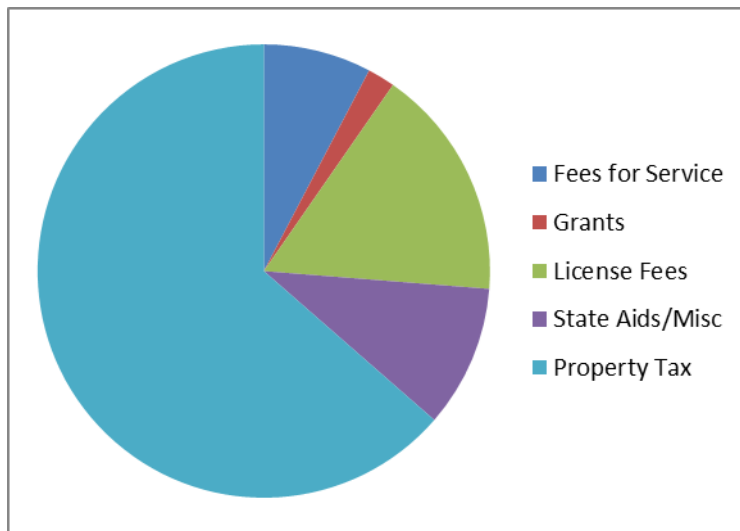
Health Department staff members recognize their role as a collaborative one within the community. As such, staff participate in a variety of community and professional activities including:

American Public Health Association	Northeast Region Prenatal Care Coordinators
Appleton Area Schools District Safety Committee	Northeast Region Sexually Transmitted Infections Work Group
Breastfeeding Alliance Northeast Wisconsin (BFANWI)	Northeast Wisconsin Immunization Coalition (NEWIC)
Cuidate Latino Teen Pregnancy Prevention Program	Northeast Wisconsin Public Health Preparedness Partnership
Emergency Operation Plan Core Team Committee	OB/Local Health Department Coordination Committee
Family Services Inc. Advisory Board	Octoberfest Logistics Committee
Fox Cities Community Council	Outagamie County Child Death Review Team
Fox Cities Housing Coalition	Outagamie County Drug Endangered Children Team
Fox Cities Kiwanis	Outagamie County Elder Abuse Interdisciplinary Committee
Fox Cities/Oshkosh Bike and Pedestrian Steering Committee (ECPD)	Preventive Health & Health Services (PHHS) Block Grant Advisory Committee for Wisconsin
Fox Valley Community Health Improvement Coalition	Safe Kids Fox Valley
First Five Fox Valley	Ascension Infection Prevention
Fox Valley Healthcare Coalition	ThedaCare CHAT Community Health Action Team
Fox Valley Refugee Resettlement Team	ThedaCare Infection Prevention
Fox Valley Lead Coalition	United Way Fox Cities Community Impact Council
Outagamie Overdose Fatality Review	UW Population Health Institute Advisory Board
	Weight of the Fox Valley Leadership & Core Planning Team
Head Start Advisory Committee	Wisconsin Association of Local Health Departments and Boards
Health Smart Team	Wisconsin City Caucus of Weights & Measures Officials
Hispanic Interagency	Wisconsin Department of Agriculture, Trade & Consumer Protection, Weights & Measures Policies & Procedures Committee
National Conference on Weights & Measures	Wisconsin Environmental Health Association
Northeast Region Environmental Supervisors Group	Wisconsin Health Education Network
Northeast Region Public Health Managers Group	Wisconsin Weights & Measures Association (WWMA)

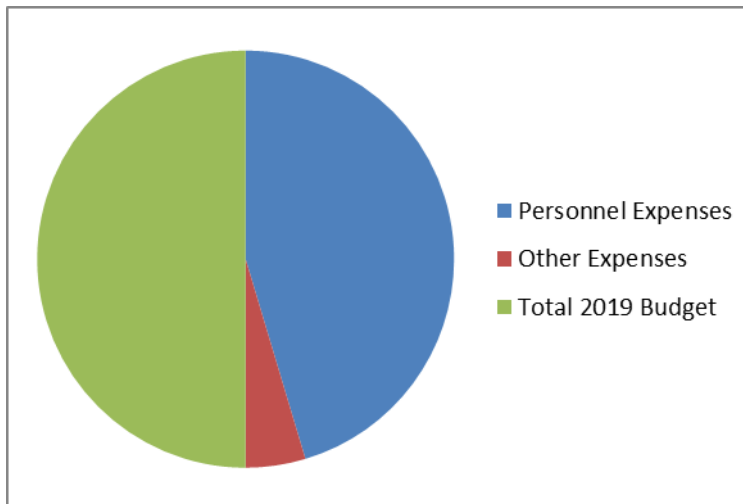
APPENDIX

**BUDGET INFORMATION**

2019 Actual Funding Source		
Fees for Service	\$95,919	7.7%
Grants	\$24,466	2.0%
License Fees	\$206,178	16.6%
State Aids/Misc	\$126,282	10.2%
Property Tax	\$790,995	63.6%



2019 Actual Expenses		
Personnel Expenses	\$1,128,638	90.7%
Other Expenses	\$115,202	9.3%
Total 2019 Budget	\$1,243,840	



## COMMUNICABLE DISEASE DATA

(Rates per 1000 Resident Population)

Gastroenteric Disease	2009		2014		2019	
	Number	Rate	Number	Rate	Number	Rate
Campylobacter*	16	0.22	11	0.15	15	0.20
Cryptosporidiosis*	6	0.08	3	0.04	10	0.13
Cyclosporiasis	N/A	N/A	N/A	N/A	6	0.08
E. Coli	1	0.01	1	0.01	68	0.91
Giardiasis	9	0.12	4	0.05	12	0.16
Hemolytic Uremic Syndrome	N/A	N/A	N/A	N/A	0	0.00
Listeriosis	0	0.00	0	0.00	0	0.00
Salmonellosis	9	0.12	11	0.15	18	0.24
Shigellosis	1	0.01	0	0.00	4	0.05
Vibriosis	N/A	N/A	N/A	N/A	2	0.03
Yersinia	0	0.00	0	0.00	0	0.00

\*Became reportable to local health departments in 2000

Sexually Transmitted Disease	2009		2014		2019	
	Number	Rate	Number	Rate	Number	Rate
HIV*	2	0.03	6	0.08	3	0.04
Chlamydia*	160	2.21	276	3.76	321	4.29
Gonorrhea*	27	0.37	36	0.49	61	0.82
Herpes**	0	0.00	N/A	N/A	N/A	N/A
Syphilis	2	0.03	1	0.01	8	0.11
Partner Referral Program***	39	0.54	2	0.03	1	0.01
Other STD	0	0.00	0	0.00	0	0.00

\*Became reportable to local health departments in 1994

\*\*Became reportable to local health departments in 1995, no longer reportable in 2010

\*\*\*Program started in 1995



Miscellaneous Diseases	2009		2014		2019	
	Number	Rate	Number	Rate	Number	Rate
Acute Flaccid Myelitis	N/A	N/A	N/A	N/A	0	0
Babesiosis	N/A	N/A	N/A	N/A	1	0.01
Blastomycosis	1	0.01	0	0.00	0	0.00
Carbon Monoxide Poisoning	N/A	N/A	N/A	N/A	10	0.13
Dengue Fever	N/A	N/A	N/A	N/A	0	0.00
Ehrlichiosis/Anaplasmosis	N/A	N/A	9	0.12	5	0.07
Haemophilus Influenza	N/A	N/A	1	0.01	1	0.01
Hepatitis A	1	0.01	0	0.00	3	0.04
Hepatitis B	0	0.00	4	0.05	4	0.05
Hepatitis C	14	0.19	38	0.52	50	0.67
Histoplasmosis	N/A	N/A	N/A	N/A	1	0.01
Kawasaki	0	0.00	1	0.01	0	0.00
Hospitalized Influenza**	N/A	N/A	25	0.34	35	0.47
Lead Toxicity*	0	0.00	0	0.00	0	0.00
Legionellosis	0	0.00	0	0.00	1	0.01
Leprosy	0	0.00	0	0.00	0	0.00
Lyme Disease	8	0.11	11	0.15	22	0.29
Malaria	0	0.00	1	0.01	0	0.00
Meningitis - Bacterial	3	0.04	0	0.00	0	0.00
Novel H1N1	37	0.51	N/A	N/A	0	N/A
N. Meningitidis, Invasive Disease	N/A	N/A	N/A	N/A	1	0.01
Rheumatic Fever	0	0.00	0	0.00	0	0.00
Streptococcus Pneumoniae	6	0.08	3	0.04	2	0.03
Invasive Group A Strep	0	0.00	3	0.04	0	0.00
Invasive Group B Strep	6	0.08	7	0.10	15	0.20
Invasive Strep, Other	N/A	N/A	N/A	N/A	0	0.00
Toxic Shock Syndrome	0	0.00	0	0.00	0	0.00
TB - Mycobacterium	0	0.00	2	0.03	2	0.03
TB - Atypical	9	0.12	13	0.18	8	0.11
Typhoid	0	0.00	0	0.00	0	0.00

\*Reflects cases of adult lead toxicity only. Children are listed in the table in the body of this report

Vaccine Preventable Disease	2009		2014		2019	
	Number	Rate	Number	Rate	Number	Rate
Chickenpox (Varicella)*	2	0.03	4	0.05	9	0.12
Measles	0	0.00	0	0.00	0	0.00
Pertussis	18	0.25	5	0.07	4	0.05
Mumps	0	0.00	0	0.00	0	0.00

## **STATE LABORATORY OF HYGIENE FEE FREE TESTING**

The Wisconsin State Laboratory of Hygiene provides sample analysis for selected communicable disease investigations where insurance or other payer sources are not available. The service has been in existence for many years. The following chart shows the type and number of samples analyzed for the Health Department in 2019. The total cost of these analyses would be \$4,761 if they were not fee free.

TYPE OF ANALYSIS	NUMBER OF SAMPLES
Mycobacteriology	51
Salmonella	0
VDRL	6
Rabies	17
N Meningitis	0
Chlamydia/N Gonorrhea	0
Ova Parasites/Cryptosporidiosis/Giardia	0
Outbreak Stool Cultures	0
Blood Lead - Capillary	1
Blood Lead - Venous	0
HIV 1/HIV 2	0
Norovirus PCR	3
Influenza A & B	0
Liver Function (AST, ACT)	0
Measles	0
Rubella	0
Mumps virus PCR	0
Hepatitis C	0
Hepatitis B Serodiganosis	0
Hepatitis A	0
E. Coli 0157:H7	3
Respiratory virus PCR	0
Clostridium Perfringens Stool	0
Campylobacter	0

## **PUBLIC HEALTH NURSING CASELOAD**

<b>CLIENTS ADMITTED BY PRIMARY PROBLEM</b>	<b>2008</b>	<b>2013</b>	<b>2018</b>
General Health Promotion	11	19	82
Prenatal	30	12	26
Complications of Pregnancy/Postpartum	51	26	35
Infant/Child Health	124	51	52
Infection/Parasitic/Communicable Disease	31	16	11
Endocrine/Nutrition/Metabolic	8	4	0
Nervous System/Sensory Organs	0	1	0
Circulatory System	25	10	4
Respiratory System	5	4	2
Musculoskeletal/Connective Tissue	7	3	0
Other	61	11	1
<b>Total</b>	<b>383</b>	<b>157</b>	<b>211</b>
<b>CLIENT HOME VISITS</b>	<b>2008</b>	<b>2013</b>	<b>2018</b>
Telephone/Home Visits	2021	1118	1046
<b>CLIENTS ADMITTED BY AGE</b>	<b>2008</b>	<b>2013</b>	<b>2018</b>
0-28 Days	50	20	33
29 Days - 11 Months	53	23	21
1-5 Years	57	8	9
6-11 Years	0	2	7
12-17 Years	33	3	11
18-29 Years	92	38	83
30-44 Years	32	23	34
45-54 Years	14	8	7
55-64 Years	10	7	4
65-74 Years	15	7	1
75+ Years	27	18	1
<b>Total</b>	<b>383</b>	<b>157</b>	<b>211</b>
<b>CLIENTS ADMITTED BY RACE</b>	<b>2008</b>	<b>2013</b>	<b>2018</b>
Caucasian	200	87	57
African American	14	14	108
Native American	10	0	2
Hispanic	70	19	19
Asian	87	36	21
Other	2	1	4
<b>Total</b>	<b>383</b>	<b>157</b>	<b>211</b>
<b>CLIENTS ADMITTED BY GENDER</b>	<b>2008</b>	<b>2013</b>	<b>2018</b>
Male	122	44	80
Female	261	113	131

## VITAL BIRTH STATISTICS

(Crude Live Birth Rates=1000 x # of Resident Live Births/Total Resident Population)

APPLETON POPULATION			STATE CRUDE BIRTH RATE
2009	2014	2019	2017
72,400	73,463	74,739	11.2

\*State no longer provides this data

Birth Data	2008		2013		2018	
	Number	Rate	Number	Rate	Number	Rate
Total Birth Rate	1,065	14.74	967	13.22	1,335	17.86
Births to Married Woman	775	10.72	661	9.03	921	12.32
Births to Unmarried Woman	290	4.01	306	4.18	411	5.50
Total Births to Woman <18 Yrs	27	.37	13	.18	*	
Unmarried <18 Yrs	21	.29	11	.15	*	
Unmarried 18-29 Yrs	219	3.03	226	3.09	*	
Unmarried 30-40 Yrs	46	.64	63	.86	*	
Unmarried >40 Yrs	4	.06	6	.08	*	

Age of Mother	Birth Count	Percent
15-17 years	8	0.60
18-19 years	29	2.17
20-24 years	191	14.31
25-29 years	431	32.28
30-34 years	466	34.91
35-39 years	180	13.48
40-44 years	29	2.17
45+ years	1	0.07
<b>Total</b>	<b>1,335</b>	<b>100.00%</b>

Race/Ethnicity of Mother	Birth Count	Percent
White (Non-Hispanic)	978	73.26
Black (Non-Hispanic)	54	4.04
American Indian (Non-Hispanic)	10	0.75
Hispanic	111	8.31
Laotian/Hmong (Non-Hispanic)	111	8.31
Other (Non-Hispanic)	45	3.37
Non-Hispanic, Multi-Race	24	1.80
Missing/Unknown	2	0.15
<b>Total</b>	<b>1,335</b>	<b>100.00%</b>

## **VITAL BIRTH STATISTICS**

<b>Education of Mother</b>	<b>Birth Count</b>	<b>Percent</b>
8th Grade or less	20	1.50
Some High School	67	5.02
High School Graduate/GED	308	23.07
Some College	361	27.04
Bachelor's Degree	416	31.16
Masters/Professional	158	11.84
Missing/Unknown	5	0.37
<b>Total</b>	<b>1,335</b>	<b>100.00%</b>

<b>Birth Weight</b>	<b>Birth Count</b>	<b>Percent</b>
< 1,000 grams	10	0.75
1,000-1,499 grams	12	0.90
1,500-2,499 grams	69	5.17
2,500-3,999 grams	1,091	81.72
4,000 + grams	149	11.16
<b>Total</b>	<b>1,335</b>	<b>100.00%</b>

<b>Low Birth Weight</b>	<b>Birth Count</b>	<b>Percent</b>
< 2,500 grams	91	6.82
2,500 + grams	1,240	92.88
Unknown	4	0.03
<b>Total</b>	<b>1,335</b>	<b>100.00%</b>

\*Provisional data from WI Vital Records Office Aggregate Birth Report 2018

## VITAL BIRTH STATISTICS

Mother Smoked During Pregnancy	Birth Count	Percent
No	1,222	91.54
Yes	109	8.16
Missing/Unknown	4	0.30
<b>Total</b>	<b>1,335</b>	<b>100.00%</b>

Mother Smoked During Pregnancy	No		Yes		Missing/Unknown		Total	
	Birth Count	Percent	Birth Count	Percent	Birth Count	Percent	Birth Count	Percent
< 1,000 grams	9	0.67	1	0.07	0	0	10	0.75
1,000-1,499 grams	11	0.82	1	0.07	0	0	12	0.90
1,500-2,499 grams	57	4.27	12	0.90	0	0	69	5.17
2,500-3,999 grams	1,003	75.13	86	6.44	2	0.15	1,091	81.72
4,000 + grams	138	10.34	9	0.67	2	0.15	149	11.16
Unknown	4	0.30	0	0	0	0	4	0.30
<b>Total</b>	<b>1,222</b>	<b>100.00%</b>	<b>109</b>	<b>100.00%</b>	<b>4</b>	<b>100.00%</b>	<b>1,335</b>	<b>100.00%</b>

Prematurity	Birth Count	Percent
Full Term (37+ weeks)	1,203	90.11
Premature (<37 weeks)	130	9.74
Unknown	2	0.15
<b>Total</b>	<b>1,335</b>	<b>100.00%</b>

\*Provisional data from WI Vital Records Office Aggregate Birth Report 2018

## **DEATH DATA**

*(Crude Death Rate=1,000 x # Deaths/Total Resident Population)*

Crude Death Rate for State 2017 = 8.5

Age	2009		2014		2019	
	Number	Rate	Number	Rate	Number	Rate
Under 1 Year	7	0.10	4	0.05	4	0.05
1 Year to 10 Years	1	0.01	1	0.01	0	0.00
11 Years to 20 Years	0	0.00	2	0.03	4	0.05
21 Years to 30 Years	2	0.03	1	0.01	5	0.07
31 Years to 40 Years	7	0.10	6	0.08	7	0.09
41 Years to 50 Years	28	0.39	25	0.34	15	0.20
51 Years to 60 Years	40	0.56	40	0.54	58	0.78
61 Years to 70 Years	47	0.65	70	0.95	105	1.40
71 Years to 80 Years	92	1.28	80	1.09	124	1.66
81 Years to 90 Years	150	2.08	142	1.93	197	2.64
91 Years to 100 Years	69	0.96	68	0.93	136	1.82
Over 100 Years	6	0.08	3	0.04	3	0.04

## **DEATH DATA**

Causes of Death	2009		2014		2019	
	Number	Rate	Number	Rate	Number	Rate
Accidental Death	15	0.21	19	0.26	22	0.29
Congenital Anomalies	2	0.03	3	0.04	2	0.03
Complications of Pregnancy	1	0.01	0	0.00	0	0.00
Condition Originating in Perinatal Period	1	0.01	2	0.03	2	0.03
Disease of Blood/Blood Forming Organs	1	0.01	1	0.01	0	0.00
Disease of Circulatory System	150	2.08	152	2.07	220	2.94
Disease of the Digestive System	15	0.21	20	0.27	22	0.29
Disease of Genitourinary System	21	0.29	12	0.16	23	0.31
Disease of Musculoskeletal System/Connective Tissue	4	0.06	0	0.00	2	0.03
Disease of Nervous System	16	0.22	25	0.34	42	0.56
Disease of Respiratory System	42	0.58	62	0.84	90	1.20
Endocrine, Nutritional and Metabolic Disease	5	0.07	7	0.10	11	0.15
Homicides	1	0.01	0	0.00	1	0.01
Infectious and Parasitic Disease	17	0.24	4	0.05	7	0.09
Mental Disorder	0	0.00	7	0.10	26	0.35
Neoplasm	93	1.29	79	1.08	128	1.71
Suicide	10	0.14	9	0.12	9	0.12
Symptoms, Signs and Ill-Defined Conditions	55	0.76	40	0.54	51	0.68