



# City of Appleton

100 North Appleton Street  
Appleton, WI 54911-4799  
www.appleton.org

## Meeting Agenda - Final Fox Cities Transit Commission

---

Tuesday, January 24, 2023

3:00 PM

Council Chambers, 6th Floor

---

1. Call meeting to order
2. Roll call of membership
3. Approval of minutes from previous meeting  
[23-0047](#) Approval of minutes from previous meeting  
**Attachments:** [MeetingMinutes 13-Dec-2022.pdf](#)
4. **Public Hearings/Apearances**  
[23-0048](#) Public Participation on Agenda Items
5. **Action Items**  
[23-0049](#) Approval of Payments  
**Attachments:** [November 2022 Payments.pdf](#)  
[December 2022 Payments.pdf](#)  
[23-0050](#) Authorization to Award Computer Aided Dispatch and Automated Vehicle Location (CAD/AVL) Software Contract to GMV  
**Attachments:** [Award Recommendation GMV.pdf](#)  
[23-0051](#) Authorization to Apply and Accept Rebuilding American Infrastructure with Sustainability and Equity (RAISE) discretionary grant
6. **Information Items**  
[23-0052](#) VTII Service Update  
[23-0053](#) Financial Report  
**Attachments:** [Monthly Income Statement November 2022.pdf](#)  
[23-0054](#) Ridership Report  
**Attachments:** [Ridership November 2022.pdf](#)  
[Ridership December 2022.pdf](#)

[23-0075](#) 4th Quarter KPI Report

**Attachments:** [Quarterly KPI QTR 4 2022 .pdf](#)

[23-0055](#) Request for Future Agenda Items

7. **Next Meeting Date & Time**
  - **February 7, 2023, 3:00 PM**
  - **February 21, 2023, 3:00 PM**

8. Adjournment

*Notice is hereby given that a quorum of the Common Council may be present during this meeting, although no Council action will be taken.*

*Reasonable Accommodations for Persons with Disabilities will be made upon Request and if Feasible.*



# City of Appleton

100 North Appleton Street  
Appleton, WI 54911-4799  
www.appleton.org

## Meeting Minutes - Final Fox Cities Transit Commission

---

Tuesday, December 13, 2022

3:00 PM

Council Chambers, 6th Floor

---

1. Call meeting to order

2. Roll call of membership

*In person attendees: Chairperson Dearborn, Vice-Chair Thao, Detienne, Dexter, Patza, Torrance, VandeHey, Wurdinger, Yang*

*Virtual attendees: Kasimor, Lendrum*

**Present:** 11 - Kasimor, Dexter, VandeHey, Chairperson Dearborn, Wurdinger, Detienne, Thao, Patza, Torrance, Yang and Lendrum

**Excused:** 1 - Del Toro

3. Approval of minutes from previous meeting

[22-1557](#)

Approval of minutes from previous meeting

**Attachments:** [MeetingMinutes 25-Oct-2022.pdf](#)

Commissioner Torrance moved, seconded by Commissioner Detienne, that the Minutes be approved. Voice Vote. Motion Carried.

4. Public Hearings/Appearances

[22-1558](#)

Public Participation on Agenda Items

*No public participation on agenda items.*

5. Action Items

[22-1560](#)

Approve Sole Source Purchase from Cellcom for In-Vehicle Network System

**Attachments:** [Award Recommendation Doc\\_Cellcom.pdf](#)

Commissioner Thao moved, seconded by Commissioner Dexter, that the Report Action Item be recommended for approval. Voice Vote. Motion Carried.

[22-1561](#)

Approve Sole Source Contract for IMEG Corporation for Professional Services

**Attachments:** [2022 Valley Transit Remodeling Commissioning.pdf](#)

Commissioner Detienne moved, seconded by Commissioner Torrance, that the Report Action Item be recommended for approval. Voice Vote. Motion Carried.

[22-1562](#)

Approve the Intermunicipal Agreement with Outagamie County for Specialized Transportation Services for 2023, Contingent on Outagamie County Approval

**Attachments:** [Outagamie Contract - 2023.pdf](#)

Commissioner Wurdinger moved, seconded by Commissioner VandeHey, that the Report Action Item be recommended for approval. Voice Vote. Motion Carried.

[22-1565](#)

Approve the Intermunicipal Agreement with Winnebago County for Specialized Transportation Services for 2023, Contingent on Winnebago County Approval

**Attachments:** [Winnebago Contract - 2023.pdf](#)

[Winnebago Contract - 2023 Amended.pdf](#)

*Recommended for approval as amended. Typo corrected on page 3, estimated Federal funding for Heritage program.*

Commissioner VandeHey moved, seconded by Commissioner Detienne, that the Report Action Item be recommended for approval as amended. Voice Vote. Motion Carried.

[22-1566](#)

Approve the Intermunicipal Agreement with Calumet County for Specialized Transportation Services for 2023, Contingent on Calumet County Approval

**Attachments:** [Calumet Contract - 2023.pdf](#)

Commissioner Torrance moved, seconded by Commissioner Thao, that the Report Action Item be recommended for approval. Voice Vote. Motion Carried.

[22-1568](#)

Approve the Intermunicipal Agreement with the City of Neenah and the Village of Fox Crossing for the Northern Winnebago Dial-A-Ride Service for 2023, Contingent on City of Neenah and the Village of Fox Crossing Approval

**Attachments:** [NW Dial-A-Ride - 2023.pdf](#)

Commissioner Detienne moved, seconded by Commissioner Thao, that the Report Action Item be recommended for approval. Voice Vote. Motion Carried.

**6. Information Items**

[22-1559](#)

Approval of Payments

**Attachments:** [October 2022 Payments.pdf](#)

*This action item was moved to information items.*

**Commissioner Wurdinger moved, seconded by Commissioner VandeHey, that the Report Action Item be approved. Voice Vote. Motion Carried.**

[22-1569](#)

VTII Service Update

*Justin Running presented.*

**This Presentation was presented.**

[22-1570](#)

Financial Report

**Attachments:** [Monthly Income Statement October 2022.pdf](#)

**This Presentation was presented.**

[22-1572](#)

Ridership Report

**Attachments:** [FCTC Monthly FR - Oct 2022.pdf](#)

[FCTC Monthly DR - Oct 2022.pdf](#)

**This Presentation was presented.**

[22-1573](#)

Offer to Purchase 222 N. Oneida Street with Contingencies

**Attachments:** [222 N Oneida Accepted OTP 11-17-22.pdf](#)

**This Presentation was presented.**

[22-1574](#)

Request for Future Agenda Items

**This Presentation was discussed.**

**7. Next Meeting Date & Time**

- December 27, 2022, 3:00 PM - Cancelled
- January 10, 2023, 3:00 PM - Cancelled
- January 24, 2023, 3:00 PM

**8. Adjournment**

**A motion was made by Commissioner Patza, seconded by Commissioner Thao, that this meeting was adjourned. The motion carried unanimously.**

INVOICE LIST BY GL ACCOUNT

YEAR/PERIOD: 2022/11 TO 2022/11										
ACCOUNT/VENDOR	DOCUMENT	PO	YEAR/PR	TYP	S	CHECK RUN	CHECK	DESCRIPTION		
58071000		VT 5307 Admin								
58071000 423000					Miscellaneous Local Govt Aids					
000278 CITY OF KAUKAUNA	89071	0	2022 11	INV	P	15,450.00	110922	556285 2022 Third Quarter		
000280 CITY OF MENASHA	89075	0	2022 11	INV	P	26,300.00	110922	556286 2022 Third Quarter		
000281 CITY OF NEENAH	89077	0	2022 11	INV	P	54,244.00	110922	556287 2022 Third Quarter		
001363 TOWN OF BUCHANAN	89070	0	2022 11	INV	P	8,742.00	110922	556350 2022 Third Quarter		
001366 TOWN OF GRAND CHUTE	89069	0	2022 11	INV	P	85,416.00	110922	556351 2022 Third Quarter		
001446 VILLAGE OF KIMBERLY	89073	0	2022 11	INV	P	10,672.00	110922	556359 2022 Third Quarter		
001447 VILLAGE OF LITTLE CH	89074	0	2022 11	INV	P	11,258.00	110922	556360 2022 Third Quarter		
001577 VILLAGE OF FOX CROSS	89076	0	2022 11	INV	P	31,954.00	110922	556358 2022 Third Quarter		
					ACCOUNT TOTAL	244,036.00				
58071000 620100					Training/Conferences					
000512 FOX CITIES CHAMBER O	90734	0	2022 11	INV	P	65.00	pcard	Mobility Management		
999990 IDEMIA TSA PRECHECK	91179	0	2022 11	INV	P	70.00	pcard	Travel expense		
999998 St. Paul Elder Servi	89315	0	2022 11	INV	P	75.00	111622	556421 Outagamie Caregiver		
					ACCOUNT TOTAL	210.00				
58071000 620500					Employee Recruitment					
002158 CAREERBUILDER	89391	0	2022 11	INV	P	143.44	112322	556480 October 2022 Postin		
999990 TST* MILL CITY PUBLI	91181	0	2022 11	INV	P	119.63	pcard	New employee		
					ACCOUNT TOTAL	263.07				
58071000 630100					Office Supplies					
001983 AMAZON	91180	0	2022 11	INV	P	35.86	pcard	Laptop accessory		
001983 AMAZON	91264	0	2022 11	INV	P	29.44	pcard	Office supplies		
						65.30				
999990 JACKSON HIRSH INC	91301	0	2022 11	INV	P	126.61	pcard	Office supplies		
999990 QUILL CORPORATION	91303	0	2022 11	INV	P	130.33	pcard	office Supplies		
999990 QUILL CORPORATION	91304	0	2022 11	INV	P	101.32	pcard	Office supplies		
						358.26				
					ACCOUNT TOTAL	423.56				
58071000 630200					Subscriptions					
999990 GAN*WINEWSPAPERCIRC	90671	0	2022 11	INV	P	40.00	pcard	Subscription		

INVOICE LIST BY GL ACCOUNT

YEAR/PERIOD: 2022/11 TO 2022/11		ACCOUNT/VENDOR	DOCUMENT	PO	YEAR/PR	TYP S	CHECK RUN	CHECK	DESCRIPTION
					ACCOUNT TOTAL			40.00	
58071000	630400				Postage / Freight				
	000460	FEDEX - FEDERAL	EXPR 91242	0	2022 11 INV P			54.31 pcard	Postage
					ACCOUNT TOTAL			54.31	
58071000	630700				Food & Provisions				
	999990	JIMMY JOHNS # 446	90667	0	2022 11 INV P			195.47 pcard	Driver appreciation
	999990	JIMMY JOHNS # 446	90668	0	2022 11 INV P			104.48 pcard	Driver appreciation
	999990	JIMMY JOHNS # 446	90669	0	2022 11 INV P			58.08 pcard	Driver appreciation
								<b>358.03</b>	
					ACCOUNT TOTAL			358.03	
58071000	632001				City Copy Charges				
	001164	RICOH USA, INC.	90470	0	2022 11 INV P			320.08 120722	556707
					ACCOUNT TOTAL			320.08	
58071000	632002				Outside Printing				
	001121	QUICK PRINT CENTER,	91182	0	2022 11 INV P			86.15 pcard	Business cards
					ACCOUNT TOTAL			86.15	
58071000	632300				Safety Supplies				
	000274	CINTAS CORPORATION	91239	0	2022 11 INV P			60.17 pcard	Mats & Safety suppl
					ACCOUNT TOTAL			60.17	
58071000	640300				Bank Service Fees				
	000814	LOOMIS ARMORED US, L	89153	0	2022 11 INV P			175.04 110922	556322 Appleton armored ca
					ACCOUNT TOTAL			175.04	
58071000	640400				Consulting Services				
	000310	CONNECTING CULTURES,	88802	0	2022 11 INV P			112.10 122122	556882 Translation service
	001275	SRF CONSULTING GROUP	89328	0	2022 11 INV P			4,026.24 111622	556441 Service Planning su
					ACCOUNT TOTAL			4,138.34	
58071000	640800				Contractor Fees				
	001237	SHRED-IT USA	91243	0	2022 11 INV P			53.85 pcard	Document shredding s
	001771	RED SHOES PR, INC.	89330	0	2022 11 INV P			5,333.49 111622	556434 October Marketing E
					ACCOUNT TOTAL			5,387.34	
58071000	641200				Advertising				

INVOICE LIST BY GL ACCOUNT

YEAR/PERIOD: 2022/11 TO 2022/11									
ACCOUNT/VENDOR	DOCUMENT	PO	YEAR/PR	TYP	S	CHECK	RUN	CHECK	DESCRIPTION
001771 RED SHOES PR, INC.	89331	0	2022 11	INV	P	5,000.00	111622	556434	November digital ad
ACCOUNT TOTAL						5,000.00			
58071000 641301				Electric					
001575 WE ENERGIES	550	0	2022 11	INV	P	3,985.09	110322	556269	ELEC 707600246-0000
ACCOUNT TOTAL						3,985.09			
58071000 641302				Gas					
001575 WE ENERGIES	550	0	2022 11	INV	P	66.87	110322	556269	GAS 707600246-00001
ACCOUNT TOTAL						66.87			
58071000 641308				Cellular Phones					
000250 CELLCOM APPLETON PCS	90670	0	2022 11	INV	P	188.55	pcard		Cell phones
ACCOUNT TOTAL						188.55			
ORG 58071000 TOTAL						264,792.60			
58072000				VT 5307 Vehicle Maintenance					
58072000 630901				Shop Supplies					
000035 AIRGAS USA, LLC	89298	0	2022 11	INV	P	56.77	111622	556376	Shop supplies
001003 NORTHSIDE HARDWARE,	89323	0	2022 11	INV	P	94.19	111622	556426	Shp supplies
001003 NORTHSIDE HARDWARE,	91334	0	2022 11	INV	P	5.97	pcard		Shop supplies
						100.16			
001316 SUPERIOR CHEMICAL CO	89326	0	2022 11	INV	P	1,047.73	111622	556443	Shop supplies
001655 AUTOMOTIVE SUPPLY CO	89299	0	2022 11	INV	P	493.08	111622	556386	Supplies and parts
001655 AUTOMOTIVE SUPPLY CO	89301	0	2022 11	INV	P	91.56	111622	556386	Supplies
001655 AUTOMOTIVE SUPPLY CO	89302	0	2022 11	INV	P	23.30	111622	556386	Supplies
						607.94			
001983 AMAZON	91238	0	2022 11	INV	P	374.05	pcard		Shop supplies
002052 SPEEDY METALS, LLC	91322	0	2022 11	INV	P	147.54	pcard		Shop supplies
ACCOUNT TOTAL						2,334.19			
58072000 630902				Tools & Instruments					
001261 SNAP-ON INDUSTRIAL	89333	0	2022 11	INV	P	705.68	111622	556440	Tools
001261 SNAP-ON INDUSTRIAL	89334	0	2022 11	INV	P	1,321.77	111622	556440	Tools
001261 SNAP-ON INDUSTRIAL	89335	0	2022 11	INV	P	287.52	111622	556440	Tools
001261 SNAP-ON INDUSTRIAL	92259	0	2022 11	INV	P	287.52	pcard		Tools
						2,602.49			



INVOICE LIST BY GL ACCOUNT

YEAR/PERIOD: 2022/11 TO 2022/11	ACCOUNT/VENDOR	DOCUMENT	PO	YEAR/PR	TYP	S	CHECK RUN	CHECK	DESCRIPTION
ACCOUNT TOTAL							2,602.49		
58072000 632200	000763 KWIK TRIP, INC	89317	0	2022 11	INV	P	590.37	111622	556412 October fuel 002373
ACCOUNT TOTAL							590.37		
58072000 632601	000006 ABC BUS, INC.	88787	0	2022 11	INV	P	239.37	110322	556196 Parts
000089	NEW FLYER OF AMERICA	88790	0	2022 11	INV	P	1,025.76	110322	556249 Parts
000089	NEW FLYER OF AMERICA	88791	0	2022 11	INV	P	1,180.50	110322	556249 Parts
000089	NEW FLYER OF AMERICA	88792	0	2022 11	INV	P	87.30	110322	556249 Parts
000089	NEW FLYER OF AMERICA	88793	0	2022 11	INV	P	771.59	110322	556249 Parts
000089	NEW FLYER OF AMERICA	88801	0	2022 11	INV	P	378.08	110322	556249 Parts
							<b>3,443.23</b>		
000453	FASTENAL COMPANY	89305	0	2022 11	INV	P	42.27	112322	556498 Parts
000453	FASTENAL COMPANY	89306	0	2022 11	INV	P	73.61	112322	556498 Parts
							<b>115.88</b>		
000569	GILLIG LLC	88788	0	2022 11	INV	P	3,392.82	110322	556225 Parts
001595	JX TRUCK CENTER	88795	0	2022 11	INV	P	6,886.82	110322	556234 Parts
001595	JX TRUCK CENTER	88796	0	2022 11	INV	P	135.98	110322	556234 Parts
001595	JX TRUCK CENTER	89307	0	2022 11	INV	P	652.45	111622	556410 Parts
001595	JX TRUCK CENTER	89308	0	2022 11	INV	P	143.20	111622	556410 Parts
001595	JX TRUCK CENTER	89309	0	2022 11	INV	P	544.16	111622	556410 Parts
001595	JX TRUCK CENTER	89310	0	2022 11	INV	P	431.92	111622	556410 Parts
001595	JX TRUCK CENTER	89311	0	2022 11	INV	P	815.88	111622	556410 Parts
001595	JX TRUCK CENTER	89312	0	2022 11	INV	P	135.98	111622	556410 Parts
001595	JX TRUCK CENTER	89313	0	2022 11	INV	P	5,012.43	111622	556410 Parts
							<b>14,758.82</b>		
001655	AUTOMOTIVE SUPPLY CO	89299	0	2022 11	INV	P	1,379.54	111622	556386 Supplies and parts
ACCOUNT TOTAL							23,329.66		
58072000 632700	999990 SP GLOBEIUS	91226	0	2022 11	INV	P	2,155.30	pcard	Misc shop equipment
ACCOUNT TOTAL							2,155.30		
58072000 641700	000338 CUMMINS	91240	0	2022 11	INV	P	362.91	pcard	Diagnostics 2005
000338	CUMMINS	91241	0	2022 11	INV	P	422.86	pcard	Diagnostics 1801
							<b>785.77</b>		

INVOICE LIST BY GL ACCOUNT

YEAR/PERIOD: 2022/11 TO 2022/11									
ACCOUNT/VENDOR	DOCUMENT	PO	YEAR/PR	TYP	S	CHECK	RUN	CHECK	DESCRIPTION
001597 NOLTE'S TOWING	88794	0	2022 11	INV	P	238.36	110322	556250	Towing - 2135
ACCOUNT TOTAL						1,024.13			
58072000 642400									Software Support
000561 GENFARE, DIVISION OF	89336	0	2022 11	INV	P	1,242.75	111622	556406	Support agreement
002735 NOREGON SYSTEMS, INC	91237	0	2022 11	INV	P	360.00	pcard		Software subscripti
ACCOUNT TOTAL						1,602.75			
58072000 643000									Health Services
001588 THEDACARE, INC.	89338	0	2022 11	INV	P	105.00	111622	556448	DOT Physicals
ACCOUNT TOTAL						105.00			
58072000 645100									Laundry Services
000274 CINTAS CORPORATION	90666	0	2022 11	INV	P	72.60	pcard		Mats & Uniforms
ACCOUNT TOTAL						72.60			
ORG 58072000 TOTAL						33,816.49			
58073000									VT 5307 Building Maintenance
58073000 632508									Ice Control Materials
001003 NORTHSIDE HARDWARE,	89320	0	2022 11	INV	P	7,403.00	111622	556426	Ice Melt
ACCOUNT TOTAL						7,403.00			
58073000 645100									Laundry Services
000274 CINTAS CORPORATION	90666	0	2022 11	INV	P	372.42	pcard		Mats & Uniforms
000274 CINTAS CORPORATION	91239	0	2022 11	INV	P	208.98	pcard		Mats & Safety suppl
						581.40			
ACCOUNT TOTAL						581.40			
58073000 659900									Other Contracts/Obligation
002401 CLEAN POWER, LLC	88799	0	2022 11	INV	P	869.37	110322	556207	ALL-Janitorial Serv
ACCOUNT TOTAL						869.37			
58073000 680300 1800									Buildings
002855 MIDDLETON CONSTRUCTI	89314	0	2022 11	INV	P	4,665.00	111622	556418	Whitman constructio
002967 LHB, INC	88784	0	2022 11	INV	P	48,236.51	110322	556238	Transit Center Need
ACCOUNT TOTAL						52,901.51			
ORG 58073000 TOTAL						61,755.28			

INVOICE LIST BY GL ACCOUNT

YEAR/PERIOD: 2022/11 TO 2022/11									
ACCOUNT/VENDOR	DOCUMENT	PO	YEAR/PR	TYP	S	CHECK RUN	CHECK	DESCRIPTION	
58074000								VT 5307 Operations	
58074000 632002								Outside Printing	
000561 GENFARE, DIVISION OF	88804	0	2022 11	INV	P			2022 11 INV P	3,088.40 110322 556224 Fixed route tickets
								ACCOUNT TOTAL	3,088.40
58074000 632200								Gas Purchases	
000763 KWIK TRIP, INC	89317	0	2022 11	INV	P			2022 11 INV P	1,442.79 111622 556412 October fuel 002373
001608 GARROW OIL CORPORATI	88803	0	2022 11	INV	P			2022 11 INV P	29,237.85 110322 556221 #2 Clear Diesel fue
								ACCOUNT TOTAL	30,680.64
58074000 632602								Tires	
001996 MATTHEWS TIRE, INC.	89318	0	2022 11	INV	P			2022 11 INV P	895.16 111622 556416 Tires
001996 MATTHEWS TIRE, INC.	89319	0	2022 11	INV	P			2022 11 INV P	136.00 111622 556416 Tire repair
									1,031.16
								ACCOUNT TOTAL	1,031.16
58074000 632603								Lubricants	
000615 HARTLAND LUBRICANTS	88786	0	2022 11	INV	P			2022 11 INV P	4,593.15 110322 556227 Oil
000615 HARTLAND LUBRICANTS	88800	0	2022 11	INV	P			2022 11 INV P	1,980.00 110322 556227 DEF for buses
									6,573.15
								ACCOUNT TOTAL	6,573.15
58074000 640800								Contractor Fees	
002229 STAR PROTECTION AND	88789	0	2022 11	INV	P			2022 11 INV P	8,403.12 110322 556260 TC Security
								ACCOUNT TOTAL	8,403.12
58074000 643000								Health Services	
001588 THEDACARE, INC.	89338	0	2022 11	INV	P			2022 11 INV P	163.20 111622 556448 DOT Physicals
001588 THEDACARE, INC.	89340	0	2022 11	INV	P			2022 11 INV P	149.60 111622 556449 DOT Physicals
									312.80
999990 WISCONSIN DRUG TESTI	91302	0	2022 11	INV	P			2022 11 INV P	427.06 pcard DOT Physicals
								ACCOUNT TOTAL	739.86
								ORG 58074000 TOTAL	50,516.33
58075000								VT 5307 ADA Paratransit	
58075000 423000								Miscellaneous Local Govt Aids	
001579 WINNEBAGO COUNTY	89079	0	2022 11	INV	P			2022 11 INV P	17,680.00 110922 556368 2022 Third Quarter
001596 OUTAGAMIE COUNTY	89078	0	2022 11	INV	P			2022 11 INV P	47,456.00 110922 556335 2022 Third Quarter

INVOICE LIST BY GL ACCOUNT

YEAR/PERIOD: 2022/11 TO 2022/11	ACCOUNT/VENDOR	DOCUMENT	PO	YEAR/PR	TYP S	CHECK RUN	CHECK	DESCRIPTION
	001621 CALUMET COUNTY	89080	0	2022 11	INV P	3,058.00	110922	556284 2022 Third Quarter
					ACCOUNT TOTAL	68,194.00		
	58075000 640800				Contractor Fees			
	001186 RUNNING, INC.	92233	0	2022 11	INV P	82,573.75	122922	556991 November VTII, Elde
					ACCOUNT TOTAL	82,573.75		
	58075000 641308				Cellular Phones			
	001442 VERIZON WIRELESS SER	91244	0	2022 11	INV P	113.28	pcard	Data service
					ACCOUNT TOTAL	113.28		
					ORG 58075000 TOTAL	150,881.03		
	58076000				VT 5307 Ancillary Paratransit			
	58076000 640800 1806				Contractor Fees			
	001186 RUNNING, INC.	92233	0	2022 11	INV P	2,188.30	122922	556991 November VTII, Elde
					ACCOUNT TOTAL	2,188.30		
	58076000 640800 1807				Contractor Fees			
	001186 RUNNING, INC.	92233	0	2022 11	INV P	184.95	122922	556991 November VTII, Elde
					ACCOUNT TOTAL	184.95		
	58076000 640800 1809				Contractor Fees OC Demand Resp			
	001186 RUNNING, INC.	92236	0	2022 11	INV P	25,806.90	122922	556991 November Rural serv
					ACCOUNT TOTAL	25,806.90		
	58076000 640800 1813				Contractor Fees-Neenah DAR			
	001186 RUNNING, INC.	92235	0	2022 11	INV P	4,204.55	122922	556991 November NWDAR serv
					ACCOUNT TOTAL	4,204.55		
	58076000 640800 1819				Contractor Fees-Connectr Hours			
	001186 RUNNING, INC.	92234	0	2022 11	INV P	17,594.75	122922	556991 November Connector
					ACCOUNT TOTAL	17,594.75		
	58076000 640800 1820				Contractor Fees-Connector Area			
	001186 RUNNING, INC.	92234	0	2022 11	INV P	4,491.00	122922	556991 November Connector
					ACCOUNT TOTAL	4,491.00		
					ORG 58076000 TOTAL	54,470.45		

**INVOICE LIST BY GL ACCOUNT**

YEAR/PERIOD: 2022/11 TO 2022/11									
ACCOUNT/VENDOR	DOCUMENT	PO	YEAR/PR	TYP	S	CHECK	RUN	CHECK	DESCRIPTION
58079000									VT COVID-19 Response
58079000 640800									Contractor Fees
002401 CLEAN POWER, LLC	89303	0	2022 11	INV	P	2,713.55	111622	556397	Level 1 bus cleanin
						ACCOUNT TOTAL			2,713.55
58079000 659900									Other Contracts/Obligation
999990 ZOOM.US 888-799-9666	91178	0	2022 11	INV	P	10.00	pcard		Monthly teleconfere
						ACCOUNT TOTAL			10.00
						ORG 58079000 TOTAL			2,723.55
FUND 580 Valley Transit			TOTAL:			618,955.73			

\*\* END OF REPORT - Generated by Debra Ebben \*\*

INVOICE LIST BY GL ACCOUNT

YEAR/PERIOD: 2022/12 TO 2022/12		ACCOUNT/VENDOR	DOCUMENT	PO	YEAR/PR	TYP S	CHECK RUN CHECK	DESCRIPTION	
58071000				VT 5307 Admin					
58071000	620100				Training/Conferences				
999990	TSI	91401	0	2022	12	INV P	115.00	pcard Training - Safety &	
999990	TSI	91402	0	2022	12	INV P	65.00	pcard Training - Safety &	
999990	HILTON APPLETON	92378	0	2022	12	INV P	992.40	pcard Public meeting supp	
							<b>1,172.40</b>		
				ACCOUNT TOTAL				1,172.40	
58071000	620500				Employee Recruitment				
002694	RNS COMMUNICATIONS I	91554	220446	2022	12	INV P	600.00	121422 556819 Advertising	
002694	RNS COMMUNICATIONS I	91555	220446	2022	12	INV P	600.00	121422 556819 Advertising	
002694	RNS COMMUNICATIONS I	91556	220446	2022	12	INV P	600.00	121422 556819 Advertising	
							<b>1,800.00</b>		
				ACCOUNT TOTAL				1,800.00	
58071000	630100				Office Supplies				
999990	QUILL CORPORATION	91405	0	2022	12	INV P	36.95	pcard Office supplies	
999990	QUILL CORPORATION	92381	0	2022	12	INV P	89.59	pcard Office supplies	
999990	QUILL CORPORATION	92382	0	2022	12	INV P	16.99	pcard office supplies	
999990	QUILL CORPORATION	92383	0	2022	12	INV P	45.59	pcard Office supplies	
							<b>189.12</b>		
				ACCOUNT TOTAL				189.12	
58071000	630200				Subscriptions				
999990	GAN*WINEWSPAPERCIRC	91404	0	2022	12	INV P	40.00	pcard Subscription - Dece	
999990	GAN*WINEWSPAPERCIRC	93185	0	2022	12	INV P	40.00	pcard Subscription	
							<b>80.00</b>		
				ACCOUNT TOTAL				80.00	
58071000	630400				Postage / Freight				
001583	UNITED STATES POSTAL	91403	0	2022	12	INV P	15.70	pcard Certified mail	
001583	UNITED STATES POSTAL	92377	0	2022	12	INV P	2.40	pcard Postage for FCTC	
							<b>18.10</b>		
				ACCOUNT TOTAL				18.10	
58071000	630700				Food & Provisions				
001198	SAM'S CLUB	91443	0	2022	12	INV P	78.36	pcard Supplies	
				ACCOUNT TOTAL				78.36	
58071000	631603				Other Misc. Supplies				
000864	MEMORIAL FLORIST AND	92379	0	2022	12	INV P	169.00	pcard Flowers	

INVOICE LIST BY GL ACCOUNT

YEAR/PERIOD: 2022/12 TO 2022/12									
ACCOUNT/VENDOR	DOCUMENT	PO	YEAR/PR	TYP	S	CHECK	RUN	CHECK	DESCRIPTION
001983 AMAZON	92520	0	2022 12	INV	P	29.67	pcard		Misc supplies
				ACCOUNT TOTAL		198.67			
58071000 632001 001164 RICOH USA, INC.	92182	0	2022 12	INV	P	328.87	122122	556941	City Copy Charges
				ACCOUNT TOTAL		328.87			
58071000 632002 001269 SPECTRA PRINT CORPOR	91032	0	2022 12	INV	P	1,553.95	121422	556821	Outside Printing System Maps
				ACCOUNT TOTAL		1,553.95			
58071000 632300 000274 CINTAS CORPORATION	93188	0	2022 12	INV	P	62.04	pcard		Safety Supplies safety supplies and
				ACCOUNT TOTAL		62.04			
58071000 632601 001595 JX TRUCK CENTER	91526	0	2022 12	INV	P	426.90	121422	556787	Repair Parts Parts
				ACCOUNT TOTAL		426.90			
58071000 640300 000814 LOOMIS ARMORED US, L 90980 000814 LOOMIS ARMORED US, L 92988		0	2022 12	INV	P	175.78	121422	556795	Bank Service Fees Appleton Armored ca
		0	2022 12	INV	P	258.15	011123	557171	Armored Car Service
						433.93			
				ACCOUNT TOTAL		433.93			
58071000 640800 001771 RED SHOES PR, INC. 91034 001771 RED SHOES PR, INC. 92757		0	2022 12	INV	P	5,544.75	121422	556816	Contractor Fees November Marketing
		0	2022 12	INV	P	5,240.80	011123	557200	December marketing
						10,785.55			
002229 STAR PROTECTION AND	91030	0	2022 12	INV	P	8,572.89	121422	556822	October TC Security
				ACCOUNT TOTAL		19,358.44			
58071000 641200 001495 WFRV-TV 92768 001495 WFRV-TV 92769		0	2022 12	INV	P	5,400.00	011123	557237	Advertising Advertising
		0	2022 12	INV	P	611.60	011123		
						6,011.60			
001573 4IMPRINT, INC.	91447	0	2022 12	INV	P	3,904.71	pcard		Marketing supplies
001771 RED SHOES PR, INC.	91033	0	2022 12	INV	P	5,000.00	121422	556816	Digital Advertising

INVOICE LIST BY GL ACCOUNT

YEAR/PERIOD: 2022/12 TO 2022/12										
ACCOUNT/VENDOR	DOCUMENT	PO	YEAR/PR	TYP	S	CHECK	RUN	CHECK	DESCRIPTION	
999990 MULTI MEDIA CHANNELS	92376	0	2022 12	INV	P	515.00		pcard	Advertising	
ACCOUNT TOTAL						15,431.31				
58071000 641301			Electric							
001575 WE ENERGIES	551	0	2022 12	INV	P	1,693.64	120722		556719 ELEC 707600246-0000	
001575 WE ENERGIES	552	0	2022 12	INV	P	7,671.42	010423		557098 ELEC 707600246-0000	
						9,365.06				
ACCOUNT TOTAL						9,365.06				
58071000 641302			Gas							
001575 WE ENERGIES	551	0	2022 12	INV	P	1,827.05	120722		556719 GAS 707600246-00001	
001575 WE ENERGIES	552	0	2022 12	INV	P	4,297.04	010423		557098 GAS 707600246-00001	
						6,124.09				
ACCOUNT TOTAL						6,124.09				
58071000 641308			Cellular Phones							
000250 CELLCOM APPLETON PCS	92380	0	2022 12	INV	P	482.19		pcard	cell phone service	
ACCOUNT TOTAL						482.19				
58071000 641800			Equip Repairs & Maint							
999990 FSC CORP	93186	0	2022 12	INV	P	231.41		pcard	Office machine repa	
ACCOUNT TOTAL						231.41				
58071000 643000			Health Services							
001588 THEDACARE, INC.	91028	0	2022 12	INV	P	252.45	121422		556828 DOT Physicals	
ACCOUNT TOTAL						252.45				
ORG 58071000 TOTAL						57,587.29				
58072000			VT 5307 vehicle Maintenance							
58072000 630901			Shop Supplies							
000035 AIRGAS USA, LLC	92426	0	2022 12	INV	P	55.37	123022		557003 Shop supplies	
000035 AIRGAS USA, LLC	92812	0	2022 12	INV	P	56.77	011123		557105 Shop Supplies	
						112.14				
000172 BAYCOM, INC.	91475	0	2022 12	INV	P	109.95	121422		556738 cable	
000454 FASTSIGNS	91495	0	2022 12	INV	P	449.31	121422		556767 Bus decals	
000615 HARTLAND LUBRICANTS	91494	0	2022 12	INV	P	1,611.70	121422		556782 DEF	
001003 NORTHSIDE HARDWARE,	92343	0	2022 12	INV	P	11.96		pcard	Shop supplies	



INVOICE LIST BY GL ACCOUNT

YEAR/PERIOD: 2022/12 TO 2022/12										
ACCOUNT/VENDOR	DOCUMENT	PO	YEAR/PR	TYP	S	CHECK	RUN	CHECK	DESCRIPTION	
001194 SAFETY-KLEEN	92770	0	2022 12	INV	P	205.78	011123	557203	Shop supplies	
001194 SAFETY-KLEEN	92771	0	2022 12	INV	P	50.00	011123	557203	Shop supplies	
						<b>255.78</b>				
001198 SAM'S CLUB	92298	0	2022 12	INV	P	99.96	pcard		Shop supplies	
001198 SAM'S CLUB	92524	0	2022 12	INV	P	-105.46	pcard		Shop supplies retur	
						<b>-5.50</b>				
001595 JX TRUCK CENTER	92430	0	2022 12	INV	P	3.24	123022	557017	Shop supplies	
001655 AUTOMOTIVE SUPPLY CO	91476	0	2022 12	INV	P	79.88	121422	556736	Parts, supplies & t	
001655 AUTOMOTIVE SUPPLY CO	92794	0	2022 12	INV	P	26.44	011123	557118	Supplies	
001655 AUTOMOTIVE SUPPLY CO	92797	0	2022 12	INV	P	3.00	011123	557118	Supplies	
001655 AUTOMOTIVE SUPPLY CO	92802	0	2022 12	INV	P	509.88	011123	557118	Parts & Supplies	
001655 AUTOMOTIVE SUPPLY CO	92808	0	2022 12	INV	P	233.56	011123	557118	Parts & Supplies	
						<b>852.76</b>				
002052 SPEEDY METALS, LLC	92512	0	2022 12	INV	P	-7.48	pcard		Tax refund	
999990 ALTRO USA, INC.	92490	0	2022 12	INV	P	110.66	pcard		Shop supplies	
999990 TARTAN SUPPLY CO LLC	92914	0	2022 12	INV	P	954.30	pcard		December custodial	
						<b>1,064.96</b>				
ACCOUNT TOTAL						4,458.82				
58072000 630902										
001655 AUTOMOTIVE SUPPLY CO	91476	0	2022 12	INV	P	219.95	121422	556736	Parts, supplies & t	
						219.95				
58072000 632200										
000763 KWIK TRIP, INC	91509	0	2022 12	INV	P	387.37	121422	556790	November fuel	
						387.37				
58072000 632601										
000006 ABC BUS, INC.	92767	0	2022 12	INV	P	1,275.96	011123	557104	Parts	
000089 NEW FLYER OF AMERICA	91070	0	2022 12	INV	P	1,567.10	121422	556803	Parts	
000089 NEW FLYER OF AMERICA	91071	0	2022 12	INV	P	103.44	121422	556803	Parts	
000089 NEW FLYER OF AMERICA	91072	0	2022 12	INV	P	1,678.33	121422	556803	Parts	
000089 NEW FLYER OF AMERICA	91073	0	2022 12	INV	P	647.40	121422	556803	Parts	
000089 NEW FLYER OF AMERICA	91075	0	2022 12	INV	P	1,223.32	121422	556803	Parts	
000089 NEW FLYER OF AMERICA	91078	0	2022 12	INV	P	137.21	121422	556803	Parts	
000089 NEW FLYER OF AMERICA	91080	0	2022 12	INV	P	12.48	121422	556803	Parts	
000089 NEW FLYER OF AMERICA	91081	0	2022 12	INV	P	771.59	121422	556803	Parts	
000089 NEW FLYER OF AMERICA	91524	0	2022 12	INV	P	648.26	121422	556803	Parts	

INVOICE LIST BY GL ACCOUNT

YEAR/PERIOD: 2022/12 TO 2022/12		ACCOUNT/VENDOR	DOCUMENT	PO	YEAR/PR	TYP S	CHECK RUN	CHECK	DESCRIPTION
000089	NEW FLYER OF AMERICA	91525	0	2022 12	INV P	4,616.62	121422	556803	Parts
000089	NEW FLYER OF AMERICA	92436	0	2022 12	INV P	2,492.75	123022	557027	Parts
000089	NEW FLYER OF AMERICA	92437	0	2022 12	INV P	131.28	123022	557027	Parts
000089	NEW FLYER OF AMERICA	92438	0	2022 12	INV P	1,543.18	123022	557027	Parts
000089	NEW FLYER OF AMERICA	92439	0	2022 12	CRM P	-456.85	123022	557027	Credit against invo
000089	NEW FLYER OF AMERICA	92758	0	2022 12	INV P	2,416.61	011123	557185	Parts
000089	NEW FLYER OF AMERICA	92759	0	2022 12	INV P	159.53	011123	557185	Parts
						17,692.25			
000569	GILLIG LLC	91102	0	2022 12	INV P	974.34	121422	556775	Parts
000569	GILLIG LLC	91103	0	2022 12	INV P	3,797.22	121422	556775	Parts
000569	GILLIG LLC	91104	0	2022 12	INV P	8,145.50	121422	556775	Parts
000569	GILLIG LLC	92811	0	2022 12	INV P	1,678.56	011123	557150	Parts
						14,595.62			
001595	JX TRUCK CENTER	91105	0	2022 12	INV P	8,778.16	121422	556787	Parts
001595	JX TRUCK CENTER	91527	0	2022 12	INV P	83.60	121422	556787	Parts
001595	JX TRUCK CENTER	91528	0	2022 12	INV P	228.35	121422	556787	Parts
001595	JX TRUCK CENTER	91529	0	2022 12	INV P	83.59	121422	556787	Parts
001595	JX TRUCK CENTER	92429	0	2022 12	INV P	543.92	123022	557017	Parts
						9,717.62			
001655	AUTOMOTIVE SUPPLY CO	91476	0	2022 12	INV P	151.45	121422	556736	Parts, supplies & t
001655	AUTOMOTIVE SUPPLY CO	92802	0	2022 12	INV P	116.02	011123	557118	Parts & Supplies
001655	AUTOMOTIVE SUPPLY CO	92806	0	2022 12	INV P	136.46	011123	557118	Parts
001655	AUTOMOTIVE SUPPLY CO	92808	0	2022 12	INV P	527.41	011123	557118	Parts & Supplies
						931.34			
ACCOUNT TOTAL						44,212.79			
58072000	641700				Vehicle Repairs & Maint				
001378	TRI CITY GLASS AND D	92286	0	2022 12	INV P	235.00	pcard		Vehicle repairs
001595	JX TRUCK CENTER	91530	0	2022 12	INV P	10,951.70	121422	556787	Vehicle repairs
ACCOUNT TOTAL						11,186.70			
58072000	643000				Health Services				
001588	THEDACARE, INC.	91025	0	2022 12	INV P	68.00	121422	556827	DOT Physicals
001588	THEDACARE, INC.	91499	0	2022 12	INV P	81.60	121422	556831	DOT Physicals
001588	THEDACARE, INC.	92754	0	2022 12	INV P	81.60	011123	557217	DOT Physicals
						231.20			
ACCOUNT TOTAL						231.20			
58072000	645100				Laundry Services				
000274	CINTAS CORPORATION	93187	0	2022 12	INV P	139.26	pcard		Uniforms & Mats - M

INVOICE LIST BY GL ACCOUNT

YEAR/PERIOD: 2022/12 TO 2022/12		ACCOUNT/VENDOR	DOCUMENT	PO	YEAR/PR	TYP S	CHECK RUN CHECK	DESCRIPTION
				ACCOUNT TOTAL				139.26
58072000	680403 1800			Vehicles				
000440	EWALD AUTOMOTIVE GRO	93268		220348	2022 12 INV P	29,114.00	011123	557138 2022 Ford Escape SE
				ACCOUNT TOTAL				29,114.00
				ORG 58072000 TOTAL				89,950.09
58073000			VT 5307 Building Maintenance					
58073000	640700			Solid Waste/Recycling Pickup				
999990	GFL ENVIRONMENTAL IN	91375		0	2022 12 INV P	104.00	pcard	Recycling Nov 2022
999990	GFL ENVIRONMENTAL IN	91376		0	2022 12 INV P	232.50	pcard	Trash Service Nov.
999990	GFL ENVIRONMENTAL IN	92494		0	2022 12 INV P	232.50	pcard	Trash Dec 2022
999990	GFL ENVIRONMENTAL IN	92495		0	2022 12 INV P	104.00	pcard	Recycling Dec 2022
								673.00
				ACCOUNT TOTAL				673.00
58073000	641600			Build Repairs & Maint				
000758	KUETTEL'S SEPTIC SER	92431		0	2022 12 INV P	425.00	123022	557020 clean floor pits
				ACCOUNT TOTAL				425.00
58073000	644000			Snow Removal Services				
003022	BOB & DAVE'S	91097		0	2022 12 INV P	1,777.50	121422	556740 Snow removal
003022	BOB & DAVE'S	92424		0	2022 12 INV P	2,420.00	123022	557006 Snow removal and sa
003022	BOB & DAVE'S	92425		0	2022 12 INV P	300.00	123022	557006 Snow removal and sa
003022	BOB & DAVE'S	92761		0	2022 12 INV P	850.00	011123	557123 Snow removal Transi
003022	BOB & DAVE'S	92764		0	2022 12 INV P	4,096.25	011123	557123 Snow removal at Tra
003022	BOB & DAVE'S	92766		0	2022 12 INV P	270.00	011123	557123 Snow removal servic
								9,713.75
				ACCOUNT TOTAL				9,713.75
58073000	645100			Laundry Services				
000274	CINTAS CORPORATION	93187		0	2022 12 INV P	620.70	pcard	Uniforms & Mats - M
000274	CINTAS CORPORATION	93188		0	2022 12 INV P	174.15	pcard	Safety supplies and
								794.85
				ACCOUNT TOTAL				794.85
58073000	659900			Other Contracts/Obligation				
002401	CLEAN POWER, LLC	90917		0	2022 12 INV P	573.23	120722	556658 ALL-Janitorial Serv
				ACCOUNT TOTAL				573.23
58073000	680300 1800			Buildings				

INVOICE LIST BY GL ACCOUNT

YEAR/PERIOD: 2022/12 TO 2022/12										
ACCOUNT/VENDOR	DOCUMENT	PO	YEAR/PR	TYP	S	CHECK RUN	CHECK	DESCRIPTION		
002967 LHB, INC	91500	0	2022 12	INV	P			556794 Professional servic	4,032.55	121422
002967 LHB, INC	92432	0	2022 12	INV	P			557022 Transit Center Need	4,788.44	123022
									<b>8,820.99</b>	
								ACCOUNT TOTAL	8,820.99	
								ORG 58073000 TOTAL	21,000.82	
58074000								VT 5307 Operations		
58074000 630300								Memberships & Licenses		
001649 WISCONSIN DEPARTMENT	91101	0	2022 12	INV	P			556853 Registration and Ti	169.50	121422
								ACCOUNT TOTAL	169.50	
58074000 632002								Outside Printing		
000561 GENFARE, DIVISION OF	91508	0	2022 12	INV	P			556774 Ticket stock	16,250.00	121422
								ACCOUNT TOTAL	16,250.00	
58074000 632101								Uniforms		
000316 COONEY'S EMBROIDERY	91497	0	2022 12	INV	P			556751 Uniforms	339.00	121422
000316 COONEY'S EMBROIDERY	91498	0	2022 12	INV	P			556751 Uniforms	102.00	121422
									<b>441.00</b>	
								ACCOUNT TOTAL	441.00	
58074000 632200								Gas Purchases		
000763 KWIK TRIP, INC	91509	0	2022 12	INV	P			556790 November fuel	1,348.40	121422
000796 LEVENHAGEN OIL CORPO	91504	0	2022 12	INV	P			556792 #2 Clear Diesel Fue	22,840.50	121422
001608 GARROW OIL CORPORATI	91503	0	2022 12	INV	P			556772 #2 Clear Diesel Fue	29,148.17	121422
001608 GARROW OIL CORPORATI	92427	0	2022 12	INV	P			557012 #1 Clear diesel fue	27,832.43	123022
									<b>56,980.60</b>	
								ACCOUNT TOTAL	81,169.50	
58074000 632602								Tires		
001926 GOODYEAR TIRE AND RU	91589	220246	2022 12	INV	P			556776 Bus tire lease prog	3,140.06	121422
001926 GOODYEAR TIRE AND RU	92548	220246	2022 12	INV	P			557013 Bus tire lease prog	3,116.22	123022
									<b>6,256.28</b>	
001996 MATTHEWS TIRE, INC.	92433	0	2022 12	INV	P			557023 Tire repair	68.00	123022
001996 MATTHEWS TIRE, INC.	92435	0	2022 12	INV	P			557023 Tire repairs	34.00	123022
									<b>102.00</b>	
								ACCOUNT TOTAL	6,358.28	

INVOICE LIST BY GL ACCOUNT

YEAR/PERIOD: 2022/12 TO 2022/12									
ACCOUNT/VENDOR	DOCUMENT	PO	YEAR/PR	TYP	S	CHECK	RUN	CHECK	DESCRIPTION
58074000 632603									Lubricants
000615 HARTLAND LUBRICANTS	92428	0	2022 12	INV	P	884.20	123022		557014 Lubricants
001996 MATTHEWS TIRE, INC.	92434	0	2022 12	INV	P	45.76	123022		557023 Tire repairs
ACCOUNT TOTAL						929.96			
58074000 640800									Contractor Fees
002229 STAR PROTECTION AND	91031	0	2022 12	INV	P	8,403.12	121422		556822 November TC Securit
002229 STAR PROTECTION AND	92756	0	2022 12	INV	P	8,448.11	011123		557208 December TC Securit
						16,851.23			
ACCOUNT TOTAL						16,851.23			
58074000 643000									Health Services
001588 THEDACARE, INC.	91029	0	2022 12	INV	P	81.60	121422		556829 DOT Physicals
001588 THEDACARE, INC.	91499	0	2022 12	INV	P	81.60	121422		556831 DOT Physicals
001588 THEDACARE, INC.	92754	0	2022 12	INV	P	382.10	011123		557217 DOT Physicals
						545.30			
ACCOUNT TOTAL						545.30			
ORG 58074000 TOTAL						122,714.77			
58075000									VT 5307 ADA Paratransit
58075000 641308									Cellular Phones
001442 VERIZON WIRELESS SER	92384	0	2022 12	INV	P	730.71	pcard		Data plan
ACCOUNT TOTAL						730.71			
ORG 58075000 TOTAL						730.71			
58076000									VT 5307 Ancillary Paratransit
58076000 640800 1821									Contractor Fees-Trolley
000774 LAMERS BUS LINES, IN	91480	0	2022 12	INV	P	545.76	121422		556791 Trolley service
000774 LAMERS BUS LINES, IN	91486	0	2022 12	INV	P	1,364.40	121422		556791 Trolley Service
000774 LAMERS BUS LINES, IN	91487	0	2022 12	INV	P	545.76	121422		556791 Trolley Service
000774 LAMERS BUS LINES, IN	91488	0	2022 12	INV	P	1,364.40	121422		556791 Trolley Service
000774 LAMERS BUS LINES, IN	91489	0	2022 12	INV	P	545.76	121422		556791 Trolley Service
000774 LAMERS BUS LINES, IN	91490	0	2022 12	INV	P	545.76	121422		556791 Trolley Service
000774 LAMERS BUS LINES, IN	91491	0	2022 12	INV	P	16,372.80	121422		556791 Trolley Service
000774 LAMERS BUS LINES, IN	91492	0	2022 12	CRM	P	-6,003.36	121422		556791 Credit for invoicin
000774 LAMERS BUS LINES, IN	91493	0	2022 12	INV	P	15,008.40	121422		556791 Trolley Service
000774 LAMERS BUS LINES, IN	91501	0	2022 12	INV	P	545.76	121422		556791 Trolley Service
000774 LAMERS BUS LINES, IN	91502	0	2022 12	INV	P	545.76	121422		556791 Trolley Service
						31,381.20			
ACCOUNT TOTAL						31,381.20			

INVOICE LIST BY GL ACCOUNT

YEAR/PERIOD: 2022/12 TO 2022/12		ACCOUNT/VENDOR	DOCUMENT	PO	YEAR/PR	TYP S	CHECK RUN	CHECK	DESCRIPTION
				ORG 58076000 TOTAL				31,381.20	
58079000				VT COVID-19 Response					
58079000	640800			Contractor Fees					
002401	CLEAN POWER, LLC	91106	0	2022	12 INV P	2,996.35	121422	556750	November bus cleani
002401	CLEAN POWER, LLC	91474	0	2022	12 CRM P	-136.68	121422	556750	Cleaning credit
002401	CLEAN POWER, LLC	92753	0	2022	12 INV P	2,704.45	011123	557126	Level 1 bus cleanin
						5,564.12			
				ACCOUNT TOTAL				5,564.12	
58079000	659900			other contracts/Obligation					
999990	ZOOM.US 888-799-9666	92285	0	2022	12 INV P	10.00	pcard		Monthly conference
				ACCOUNT TOTAL				10.00	
				ORG 58079000 TOTAL				5,574.12	
FUND 580 Valley Transit				TOTAL:				328,939.00	

\*\* END OF REPORT - Generated by Debra Ebben \*\*

## Memorandum

**TO:** Fox Cities Transit Commission, City of Appleton Common Council

**FROM:** Ron McDonald, General Manager

**DATE:** January 17, 2023

**RE:** Award Recommendation for Computer Aided Dispatch/Automatic Vehicle Location (CAD/AVL) System

### **BACKGROUND**

Valley Transit's fixed-route bus service has utilized CAD/AVL system technology since 2011. A CAD/AVL system is comprised of onboard hardware and software providing vital service data to multiple audiences and platforms. The hardware installed on every vehicle includes a rugged tablet installed near the driver and communication cabling connecting the tablet to onboard systems (destination sign, farebox, automatic passenger counters, interior LED sign and announcement system). The CAD/AVL system is also connected to mobile cellular networks to send and receive data from a cloud-based server. CAD/AVL systems also include a software component. The software includes a web-based interface providing Valley Transit staff with vehicle location maps, access to operational data and other service oversight tools that help to maintain safe and effective service. The software also provides service data and other travel information to applications used by transit riders.

A significant benefit of a CAD/AVL system is access to real-time service data for riders and Valley Transit staff. This data includes accurate vehicle location (updating every 4 seconds); ADA-required onboard stop announcements; boarding & alighting data at each bus stop location; schedule and predictive bus stop arrival times; and various types of operation data (miles, hours, etc.) needed for reporting. The CAD/AVL system also serves as a central hub in the vehicle and ties together multiple onboard systems to ensure coordination of different functions. For example, the onboard tablet accesses current route and bus stop sequence information from a server using onboard cellular data and combines this with geographic coordinates from GPS. This layered data is relayed to onboard equipment, like onboard bus stop announcements, fare collection and destination sign messaging, and end-user applications.

Drivers interact with the CAD/AVL system from the supplied touch screen rugged tablet. Drivers use the tablet to login, logout, select route work, receive info from dispatch and receive schedule adherence feedback to aid on-time performance.

Valley Transit purchased and installed its first CAD/AVL system in 2011 from a vendor called Trapeze. In 2018, the contract was awarded to DoubleMap (current vendor). The full DoubleMap product is being discontinued by the vendor and will no longer be supported after 12/31/2023, which necessitated the search for a replacement system.

In preparation for this procurement, Valley Transit staff developed a request for proposal (RFP) document to solicit proposals from vendors. As part of this process, staff reviewed existing products in the market and other transit properties' RFP documents. City of Appleton IT staff also reviewed the project in the planning stages and provided feedback.

The RFP document was sent directly to vendors who were known suppliers; posted on the State of Wisconsin's Vendornet system; and advertised in print and online with the *Post-Crescent*, *Green Bay Press Gazette* and the *Oshkosh Northwestern*. Proposals were due on December 15, 2022. Five proposals were received prior to the required deadline: Equans (Sandy Springs, GA), TransLoc (Durham, NC), Strategic Mapping, Inc (Tampa, FL), GMV (Los Angeles, CA) and Passio (Atlanta, GA).

## **ANALYSIS**

Each proposal was evaluated based on the vendor's compliance with the stated specifications, product capabilities, experience, qualifications, training, support & price. GMV proposal was rated highest after the written proposal evaluation and was subsequently moved forward in the evaluation process. GMV was then invited to provide a product demonstration on January 11, 2023. After consideration of the written proposal, cost proposal and product demo, the evaluation team unanimously concluded GMV's proposal provided the greatest overall benefit for Valley Transit.

GMV's written proposal clearly described the system capabilities in relation to the scope of work, implementation, system support and training process. GMV's product utilizes the same rugged tablet model currently in service for Valley Transit, which provides a cost savings for the project. By utilizing the same tablet, the driver will interact with the same display and input similar data on the touchscreen. All other proposers required the purchase of a new logic unit (onboard computer) and mobile data terminal (driver display) for each vehicle. This new equipment added expense and was often supplied solely by the proposer, which would limit competition for hardware replacement. This was a significant concern for the evaluation team.

All GMV references provided positive feedback on the system's reliability, functionality, training, and support. GMV's current customer base focuses small to mid-size transit systems, which should benefit Valley Transit as the product evolves.

A key factor in selecting the next CAD/AVL system was integration with existing onboard equipment and other third-party software used by Valley Transit. GMV provided ample examples of successive integration with current systems onboard Valley Transit vehicles and other software products used by Valley Transit, like Optibus (scheduling & planning) and TransTrack (data management system).

GMV's system includes a multi-channel notification system, where staff can formulate messaging in the software and instantly share it with several connected platforms (twitter, transit app, Google, website message widget, onboard signage and onboard annunciation). The evaluation team found this feature to be a great benefit when communicating service changes or detours. The new system also includes: a bus tracking public website; automatic voice announcement system; automatic passenger counting system; GTFS Real-Time feed generation (data needed for Google Transit); live video streaming for dispatch; driver messaging; schedule adherence feedback for drivers and dispatchers; cloud-based administrative software; and access to data in reports or raw format.

GMV proposed a 6-month timeline for implementation. Depending on contract execution, Valley Transit anticipates full system roll-out in the third quarter of 2023.

## **FISCAL IMPACT**



The project will have a total year-one fiscal impact of \$366,510. This amount includes \$331,420 in system set-up and capital costs, as well as, \$35,090 for an annual software licensing fee. In contract years 2-5, GMV's annual software fee is \$35,090. Valley Transit requests an additional 10% contingency for unknown costs expected during implementation. This brings the total 5-year project cost to \$557,557.

Existing federal grants would cover 80% of the system set-up and capital costs. The remaining cost would be expensed from Valley Transit's annual budget. Ongoing software maintenance fees in contract years 2-5 are included in Valley Transit's annual budget and are paid for by State and Federal grants (60%) and local share (40%).

**RECOMMENDATION**

Staff recommends authorization for Valley Transit to enter into a contract with GMV to provide a Computer Aided Dispatch/Automatic Vehicle Location System.

**City of Appleton**  
**VALLEY TRANSIT INCOME STATEMENT**  
**For Eleven Months Ending November 30, 2022**

Description	Month of November Actual	Prior Year November	YTD As of November Actual	Prior YTD November	2022 Amended Budget	2022 % of Total Budget
<b>REVENUES</b>						
Bus Fare Revenue	45,089	28,365	521,516	461,504	858,843	60.72%
Paratransit Fare Revenue	30,908	38,688	331,629	419,383	702,530	47.20%
Total Fare Revenue	75,997	67,053	853,145	880,887	1,561,373	54.64%
Other Charges for Service	7,393	-	83,670	62,886	65,000	128.72%
Other Revenues	2,235	10,518	33,204	60,683	14,000	237.17%
<b>TOTAL REVENUES</b>	<b>85,625</b>	<b>77,571</b>	<b>970,019</b>	<b>1,004,456</b>	<b>1,640,373</b>	<b>59.13%</b>
<b>EXPENSES BY LINE ITEM</b>						
Regular Salaries & Labor pool alloc	216,437	209,033	2,250,630	2,444,140	3,288,821	68.43%
Overtime	17,078	27,905	279,662	322,634	76,153	367.24%
Incentive Pay	-	-	-	-	1,335	0.00%
Other Compensation	-	-	1,925	2,415	-	0.00%
Fringes	86,483	88,108	870,279	974,421	1,335,129	65.18%
Unemployment Compensation	-	-	3,301	32,463	-	0.00%
Salaries & Fringe Benefits	319,998	325,046	3,405,797	3,776,073	4,701,438	72.44%
Training & Conferences	387	124	11,302	7,161	27,200	41.55%
Employee Recruitment	270	843	11,818	13,047	4,200	281.38%
Office Supplies	1,308	565	3,849	4,660	5,400	71.28%
Subscriptions	175	38	788	1,542	3,925	20.08%
Memberships & Licenses	31	150	14,525	16,493	20,016	72.57%
Postage & Freight	20	15	1,186	3,178	3,700	32.05%
Awards & Recognition	-	1,742	759	2,405	930	81.61%
Food & Provisions	356	117	1,574	893	1,240	126.94%
Insurance	10,031	9,687	243,311	239,621	222,790	93.63%
Insurance dividend & return of surplus	-	-	(34,713)	(48,910)	-	-
Depreciation Expense	102,544	82,694	1,025,445	909,631	1,230,534	83.33%
Administrative Expenses	115,122	95,975	1,279,844	1,149,721	1,519,935	84.20%
Landscape Supplies	-	-	928	834	1,500	61.87%
Shop Supplies & Tools (& misc)	3,483	1,936	35,708	44,210	246,548	14.48%
Printing & Reproduction	3,182	2,659	20,261	15,564	27,070	74.85%
Uniforms	-	17	2,191	3,521	9,280	23.61%
Gas Purchases	33,917	39,226	463,446	345,035	592,625	78.20%
Safety Supplies	53	-	2,715	3,772	500	543.00%
Vehicle & Equipment Parts	8,530	34,184	238,456	227,459	209,426	113.86%
Miscellaneous Equipment	7,767	262	14,673	7,376	25,100	58.46%
Signs	-	22	6,220	39,717	12,000	51.83%
Supplies & Materials	56,932	78,306	784,598	687,488	1,124,049	69.80%
Accounting/Audit	-	-	-	12,532	9,930	0.00%
Bank Services	415	468	3,543	3,591	6,500	54.51%
Consulting Services	729	-	20,835	2,503	-	0.00%
Solid Waste/Recycling	304	283	3,045	3,513	5,060	60.18%
Contractor Fees	154,017	404,090	1,728,338	2,603,361	3,977,037	43.46%
Advertising	6,812	4,463	26,570	20,023	50,309	52.81%
Health Services	1,339	1,997	9,692	10,429	9,200	105.35%
Snow Removal Services	-	7,359	10,701	17,707	39,000	27.44%
Laundry Services	515	1,404	7,889	10,989	10,000	78.89%
Other Contracts/Obligations	37,386	28,538	77,625	76,997	100,478	77.26%
Purchased Services	201,517	448,602	1,888,238	2,761,646	4,207,514	44.88%
Electric	3,995	3,865	39,479	46,694	51,481	76.69%
Gas	135	1,286	18,166	13,996	17,500	103.81%
Water	-	293	5,661	5,805	7,850	72.11%
Sewer	-	161	2,808	2,667	3,200	87.75%
Stormwater	-	683	7,901	8,599	9,401	84.04%
Telephone	2,489	2,288	12,616	13,541	17,700	71.28%
Utilities	6,619	8,576	86,631	91,302	107,132	80.86%

**City of Appleton**  
**VALLEY TRANSIT INCOME STATEMENT**  
**For Eleven Months Ending November 30, 2022**

Description	Month of November Actual	Prior Year November	YTD As of November Actual	Prior YTD November	2022 Amended Budget	2022 % of Total Budget
Building/Grounds Repair & Maintenance	51	106	2,334	2,758	-	0.00%
Vehicle Repair & Maintenance	860	-	13,428	13,065	10,050	133.61%
Equipment Repair & Maintenance	-	-	6,020	6,413	13,674	44.03%
FMD Charges & Material	7,270	7,830	89,964	125,373	142,503	63.13%
Software Support	1,399	542	115,268	89,702	122,690	93.95%
Repairs & Maintenance	9,580	8,478	227,014	237,311	288,917	78.57%
Total Operating Expenses	<u>709,768</u>	<u>964,982</u>	<u>7,672,122</u>	<u>8,703,541</u>	<u>11,948,985</u>	64.21%
OPERATING INCOME (LOSS)	<u>(624,143)</u>	<u>(887,411)</u>	<u>(6,702,103)</u>	<u>(7,699,085)</u>	<u>(10,308,612)</u>	
<b>NON-OPERATING REVENUES</b>						
Federal Support	-	-	1,606,318	1,768,720	12,423,285	12.93%
State Support	-	-	5,400,258	5,573,843	2,959,167	182.49%
Appleton Support	275,230	(254,802)	1,669,016	1,471,454	725,763	229.97%
Other Local Support	551,442	(240,412)	2,574,716	2,480,865	2,050,780	125.55%
Investment Income	(3,404)	4,908	(80,618)	(17,590)	12,500	-644.94%
Donations	4,167	4,167	41,873	46,333	63,386	66.06%
TOTAL NON-OPERATING REVENUE	<u>827,435</u>	<u>(486,139)</u>	<u>11,211,563</u>	<u>11,323,625</u>	<u>18,234,881</u>	61.48%
Buildings	57,976	-	142,850	126,814	8,858,877	1.61%
Machinery & Equipment	-	11,972	38,615	74,929	38,056	101.47%
Furniture & Fixtures	-	-	-	-	25,000	0.00%
Vehicles	-	-	2,471,395	2,485,405	2,571,395	96.11%
Capital Expenditures	<u>57,976</u>	<u>11,972</u>	<u>2,652,860</u>	<u>2,687,148</u>	<u>11,493,328</u>	23.08%
NET INCOME (LOSS)	<u>145,316</u>	<u>(1,385,522)</u>	<u>1,856,600</u>	<u>937,392</u>	<u>(3,567,059)</u>	

**City of Appleton**  
**PURCHASED TRANSPORTATION**  
**For Eleven Months Ending November 30, 2022**

Description	Month of November Actual	Prior Year November	YTD As of November Actual	Prior YTD November	2022 Amended Budget	2022 % of Total Budget
<b>PURCHASED TRANSPORTATION EXPENSE</b>						
VTII - Disabled	84,645	212,734	894,749	1,246,429	2,052,750	43.59%
VTII - Elderly	2,303	4,557	24,687	34,625	62,480	39.51%
PT - Optional (Sunday)	571	404	5,284	4,186	17,850	29.60%
Family Care Employment Transportation	-	58,565	-	354,659	613,360	0.00%
Outagamie County Demand Response Rural	28,103	36,714	280,104	264,618	275,007	101.85%
Outagamie County Human Services Transportation	-	255	2,907	9,843	11,900	24.43%
Neenah Dial - A - Ride	4,944	5,859	41,840	95,606	192,423	21.74%
Calumet County Van Service	-	1,186	8,093	29,465	27,666	29.25%
Connector - Extended Service Hours	21,836	41,147	243,466	276,125	412,000	59.09%
Connector - Extended Service Area	4,120	13,322	53,045	91,804	141,625	37.45%
Downtown Trolley	-	-	10,369	34,736	32,554	31.85%
Total Purchased Transportation	146,522	374,743	1,564,544	2,442,096	3,839,615	40.75%

Total Passengers

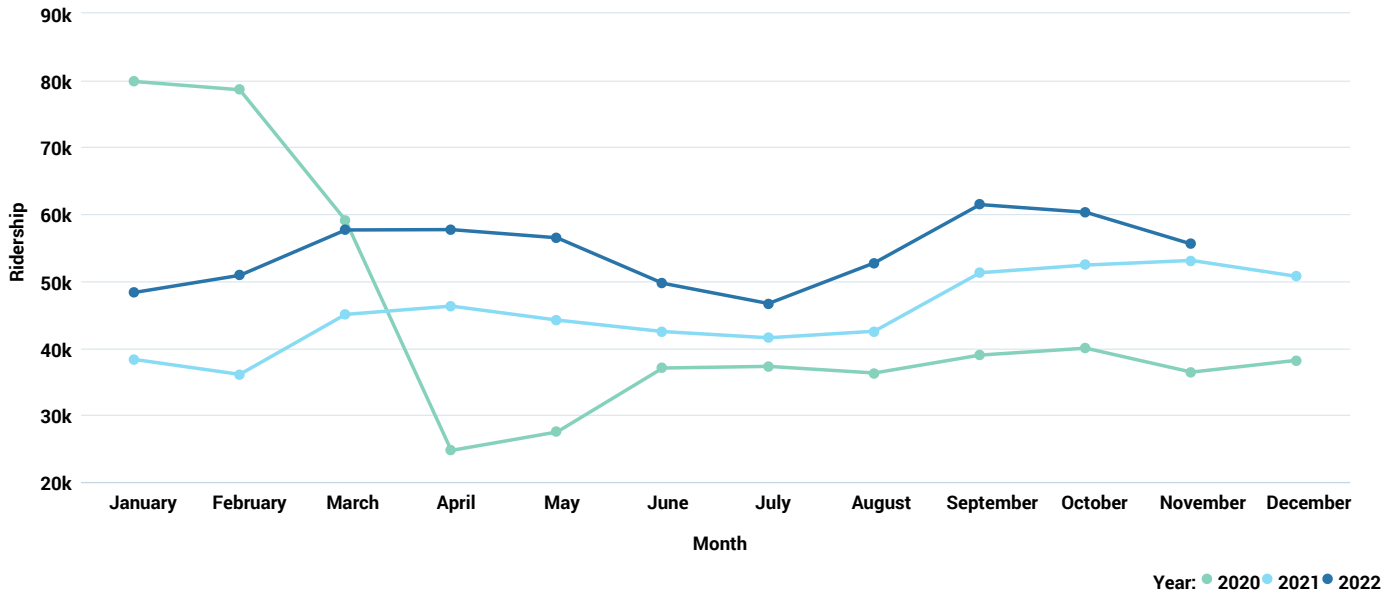
**55,538**

↗ 5% change  
53,093 prev. year

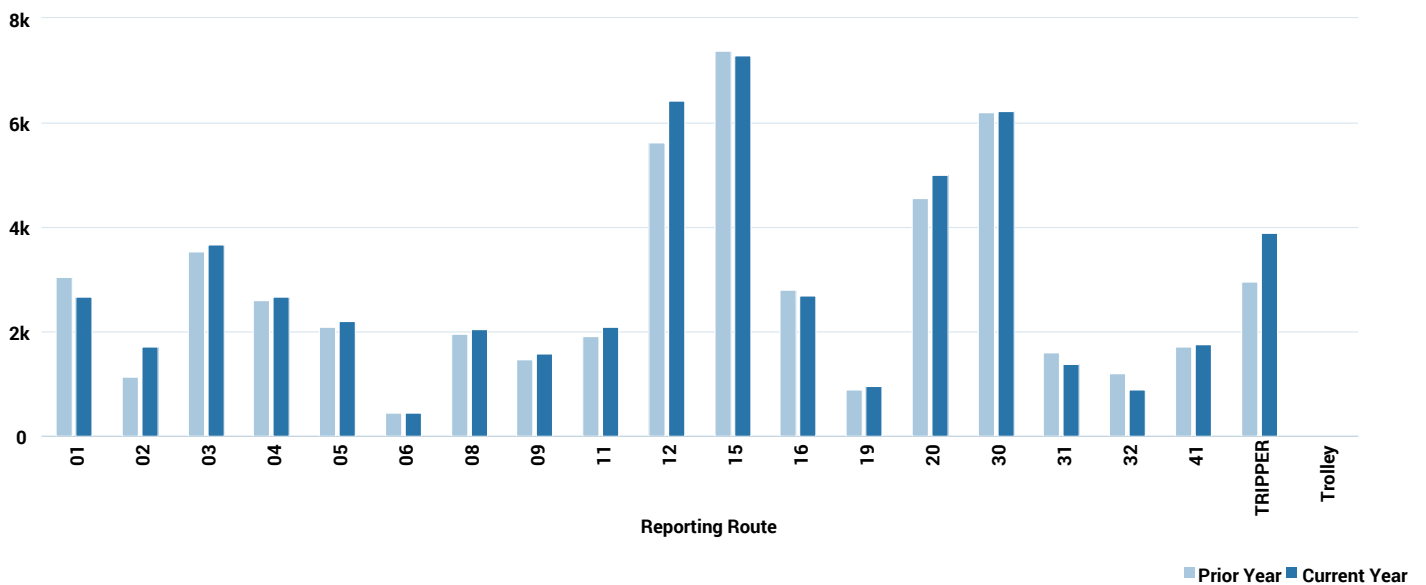
Monthly Fare Group Trend

Fare Group Desc	Prior Year	Current ▼	% Change
Passes & Tickets	22,917	23,139	1.0%
AASD	9,941	11,558	16.3%
Cash	8,487	8,339	-1.7%
Transfers	8,114	7,065	-12.9%
FVTC	2,669	3,765	41.1%
Free	965	1,057	9.5%
Lawrence University	-	615	-

Monthly Ridership Trend by Year



Monthly Ridership by Route



Total Passengers

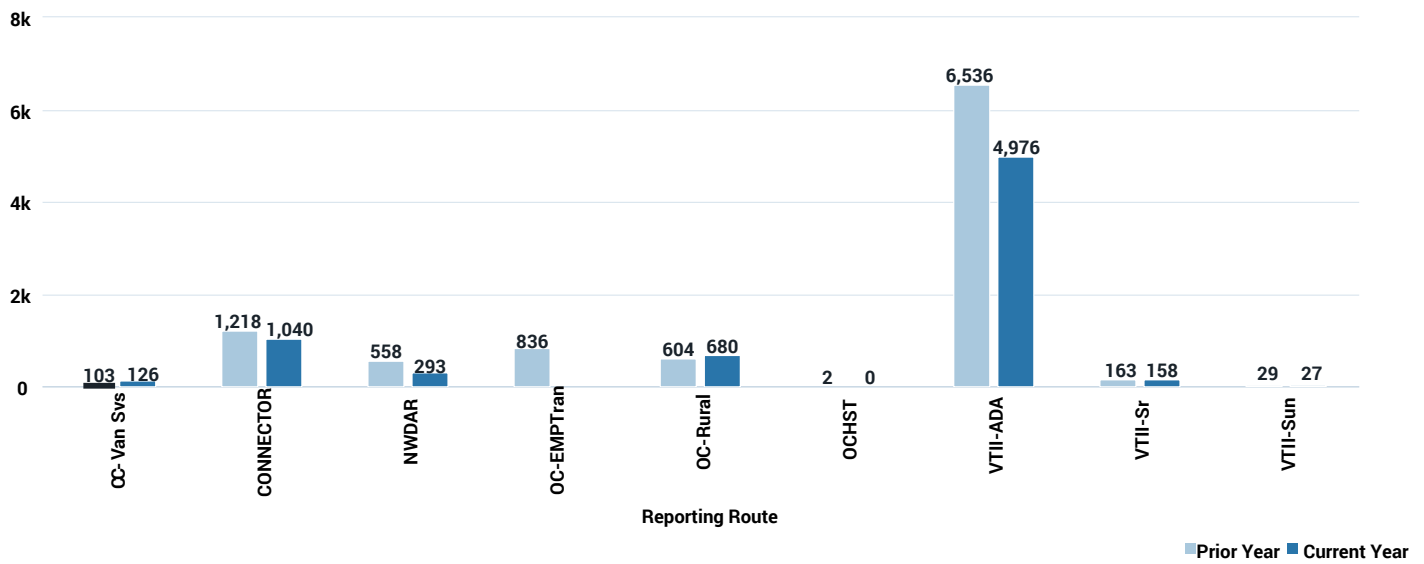
**7,300**

↘ -27% change  
10,049 prev. year

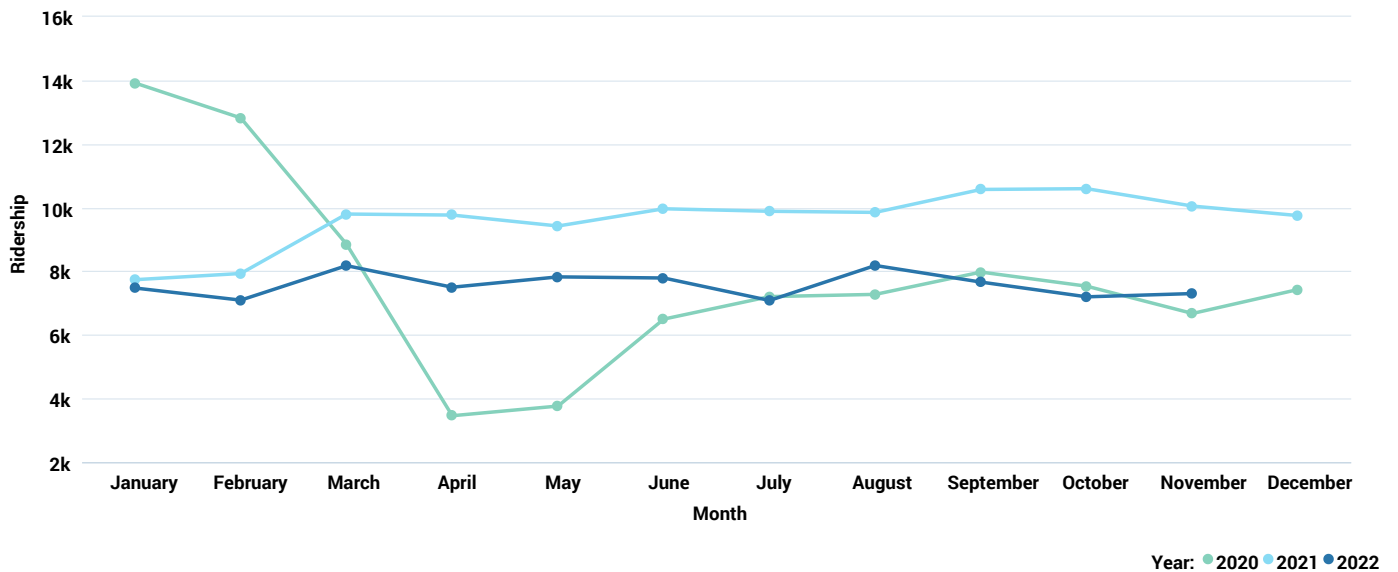
Change in Rides by Program

Reporting Route	Prior Year	Current Year ▼	% Change
VTII-ADA	6,536	4,976	-23.87%
CONNECTOR	1,218	1,040	-14.61%
OC-Rural	604	680	12.58%
NWDAR	558	293	-47.49%
VTII-Sr	163	158	-3.07%
CC-Van Svs	103	126	22.33%
VTII-Sun	29	27	-6.90%
OCHST	2	0	-100.00%
OC-EMPTan	836	-	-100.00%

Monthly Ridership by Program



Ridership Trend by Year



Total Passengers

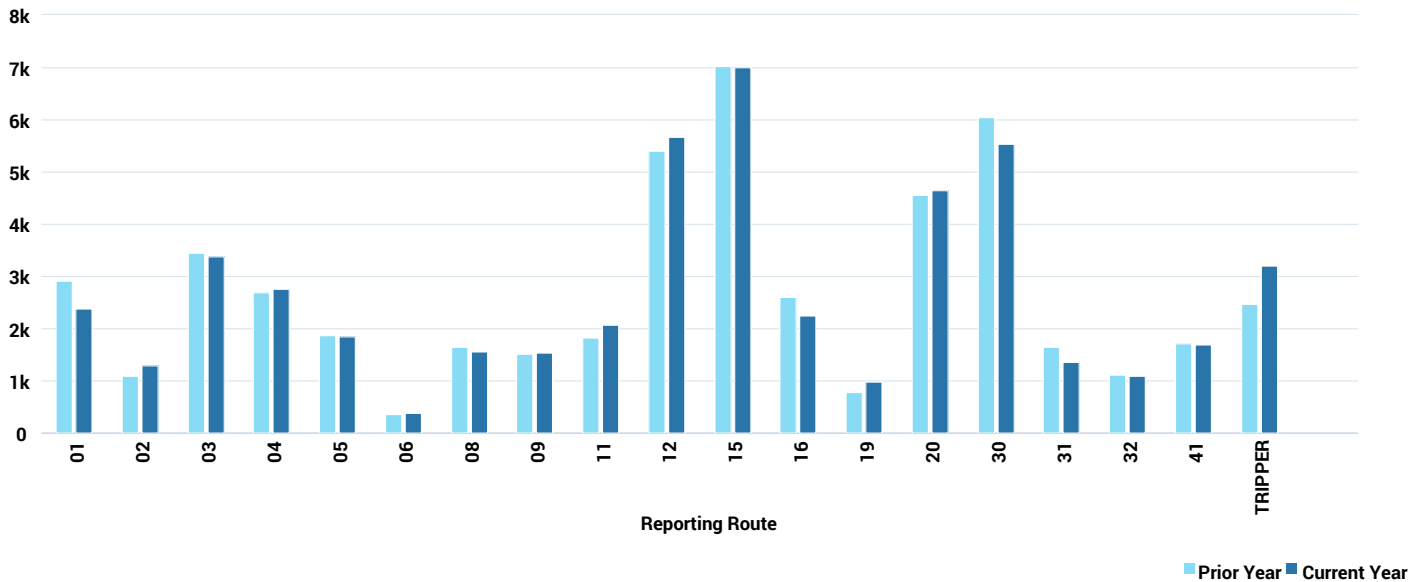
**50,558**

↘ 0% change  
50,701 prev. year

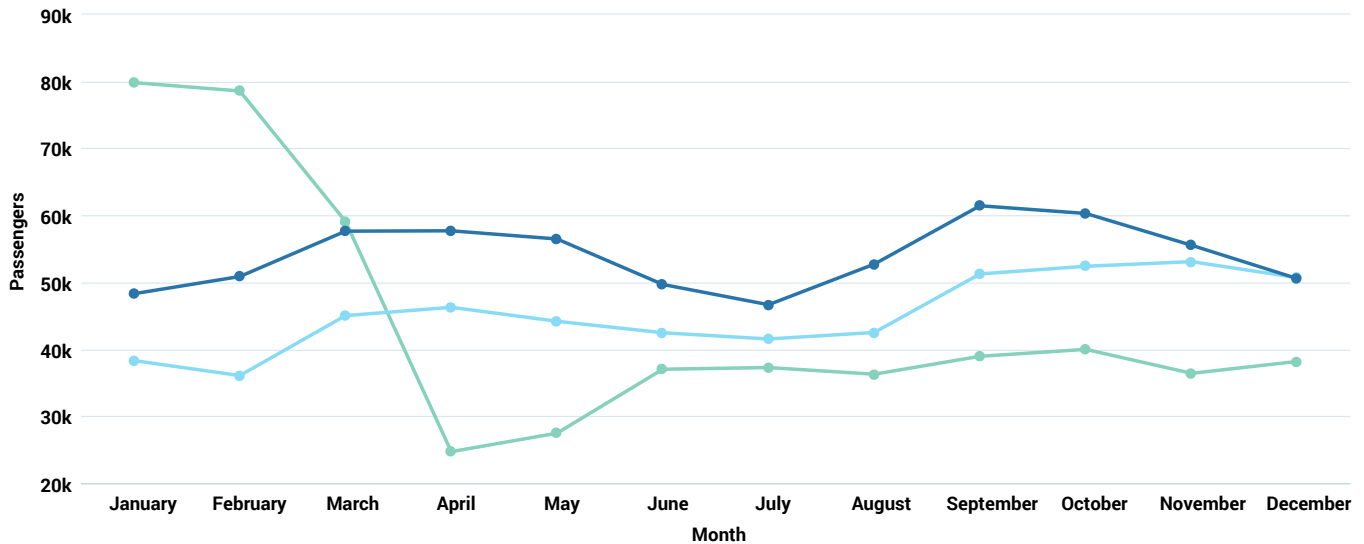
Monthly Fare Group Trend

Fare Group Desc	Prior Year	Current ▼	% Change
Passes & Tickets	22,576	21,916	-2.9%
AASD	8,484	9,366	10.4%
Cash	8,441	8,130	-3.7%
Transfers	8,023	6,902	-14.0%
FVTC	2,430	2,994	23.2%
Free	747	887	18.7%
Lawrence University	-	363	-

Monthly Ridership by Route



Monthly Ridership Trend by Year



Total Passengers

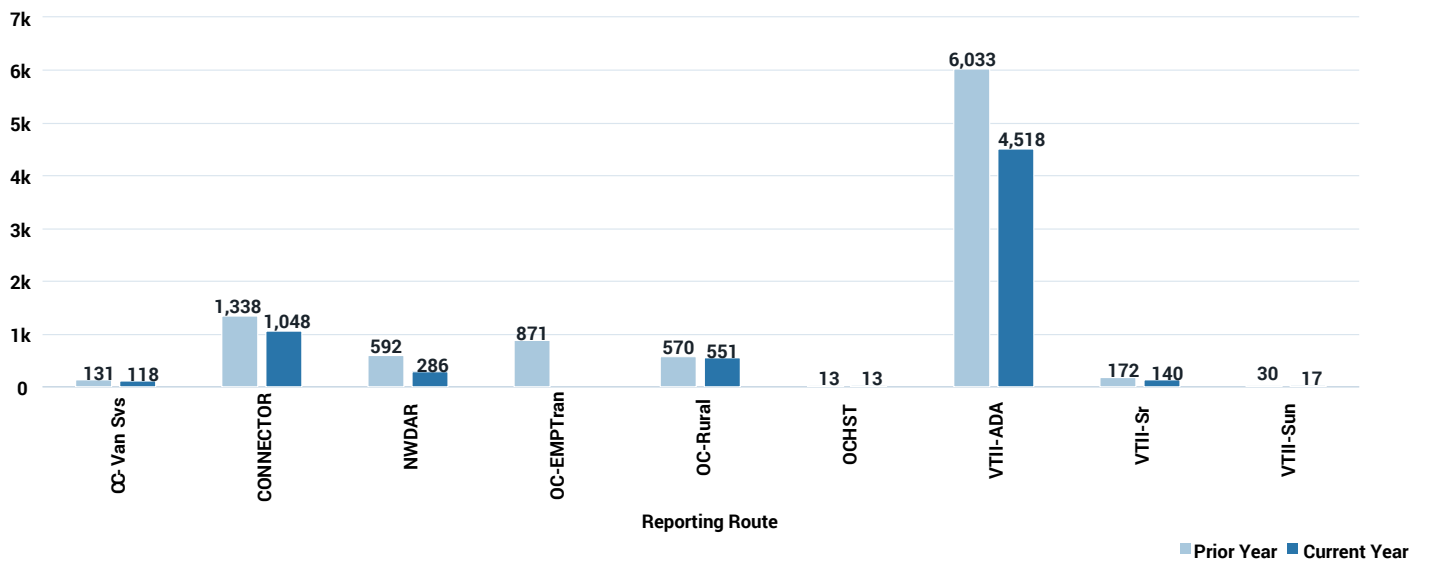
**6,691**

↘ -31% change  
9,750 prev. year

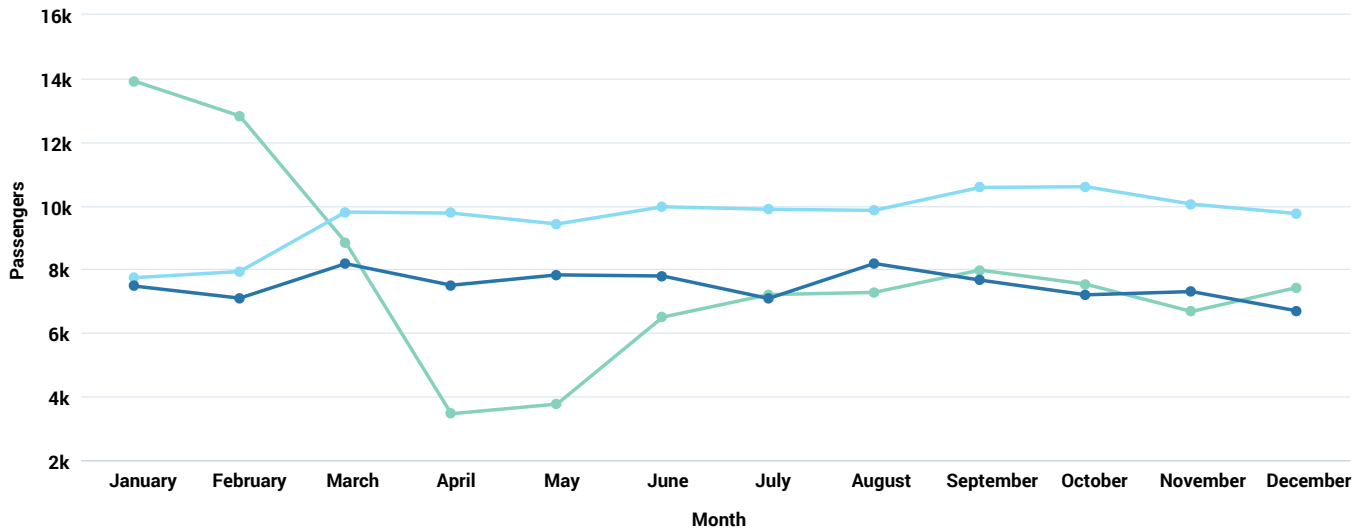
Change in Rides by Program

Reporting Route	Prior Year	Current Year ▼	% Change
VTII-ADA	6,033	4,518	-25.11%
CONNECTOR	1,338	1,048	-21.67%
OC-Rural	570	551	-3.33%
NWDAR	592	286	-51.69%
VTII-Sr	172	140	-18.60%
CC-Van Svs	131	118	-9.92%
VTII-Sun	30	17	-43.33%
OCHST	13	13	0.00%
OC-EMPTTran	871	-	-100.00%

Monthly Ridership by Program



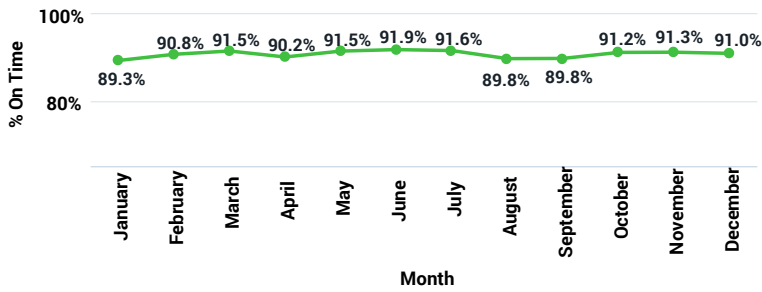
Ridership Trend by Year





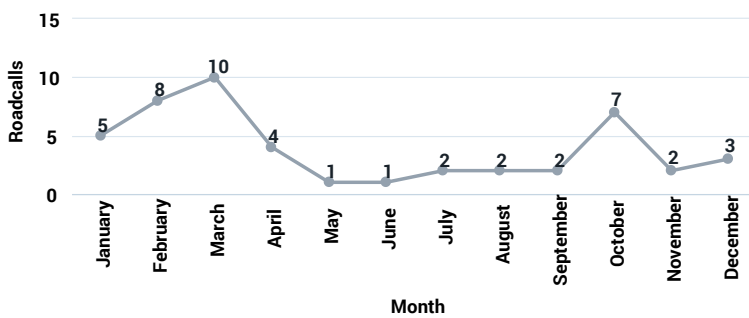
## Reliability

On Time Performance



On time performance is a primary indicator of service reliability. Valley Transit's goal is to **exceed 90%** on time performance. A bus is on time if it departs a designated time point between one minute early and five minutes late.

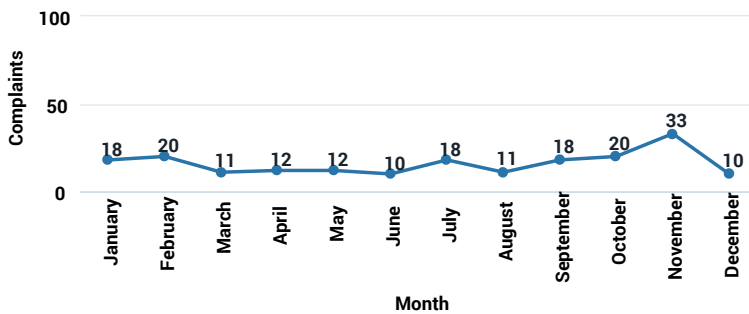
Service Roadcalls



A roadcall occurs when a vehicle system failure results in the replacement of a bus in service. This measure is another indicator of service reliability. Valley Transit's goal is to minimize roadcalls through preventative maintenance and by analyzing each event to help prevent service interruptions whenever possible.

## Service Quality

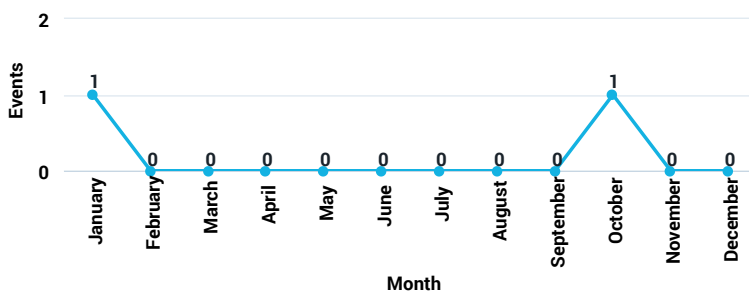
Complaints



The number of monthly complaints and trend over time provides insight into the quality of service. The continual goal is to minimize complaints and respond to feedback in a timely manner.

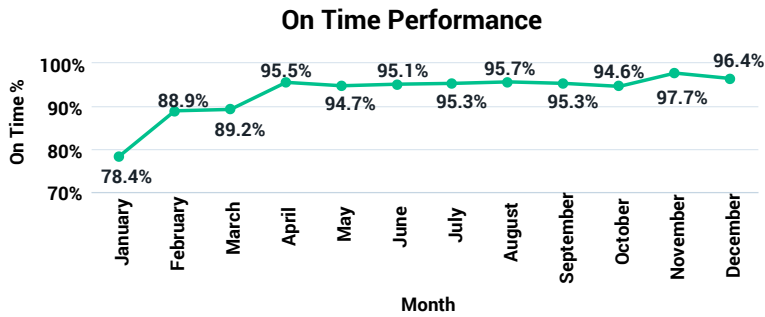
## Safety

Reportable Safety Events



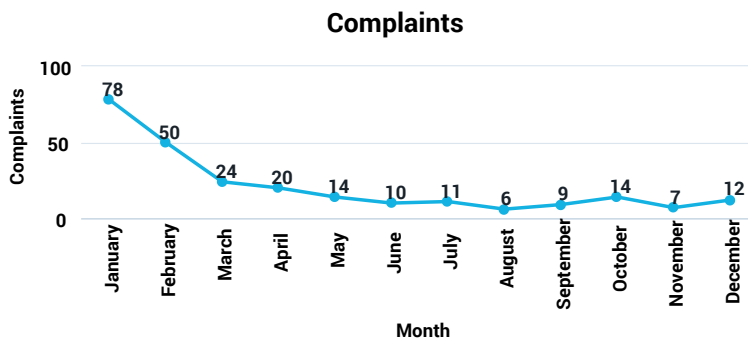
This graph provides data on the number of reportable safety & security events on transit property or involving revenue vehicles. Reportable events, as defined by the National Transit Database, include: injuries requiring immediate medical attention away from scene; property damage exceeding \$25,000; collisions when vehicle is towed away; evacuation; or fatalities. Valley Transit's goal is to provide safe service and minimize the likelihood of all accidents.

## Reliability



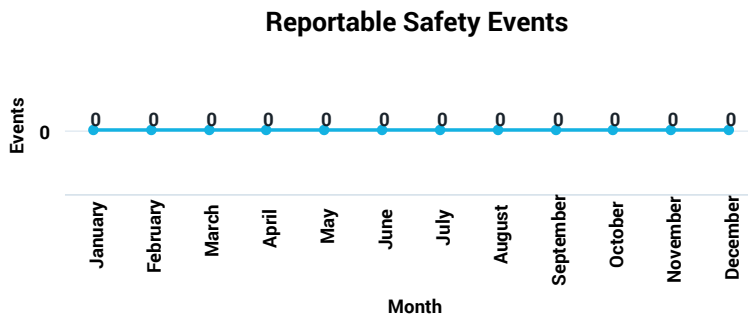
On time performance is a primary indicator of service reliability. Valley Transit's goal is to **exceed 90%** on time performance for scheduled trips. A VTII vehicle is on time if it arrives for pick-up with a 30 minute window. The window is 15 minutes before to 15 minutes after the scheduled pick-up time.

## Service Quality



The number of monthly complaints and trend over time provides insight into the quality of service. The continual goal is to minimize complaints and respond to feedback in a timely manner.

## Safety



This graph provides data on the number of reportable safety & security events on transit property or involving revenue vehicles. Reportable events, as defined by the National Transit Database, include: injuries requiring immediate medical attention away from scene; property damage exceeding \$25,000; collisions when vehicle is towed away; evacuation; or fatalities. Valley Transit's goal is to provide safe service and minimize the likelihood of accidents.

\* Valley Transit demand response programs include VTII, VT Senior, VTII - Sunday, VT Connector, Northern Winnebago DAR, Outagamie County Rural, Outagamie County Human Services Transportation and Calumet County Van Service.