

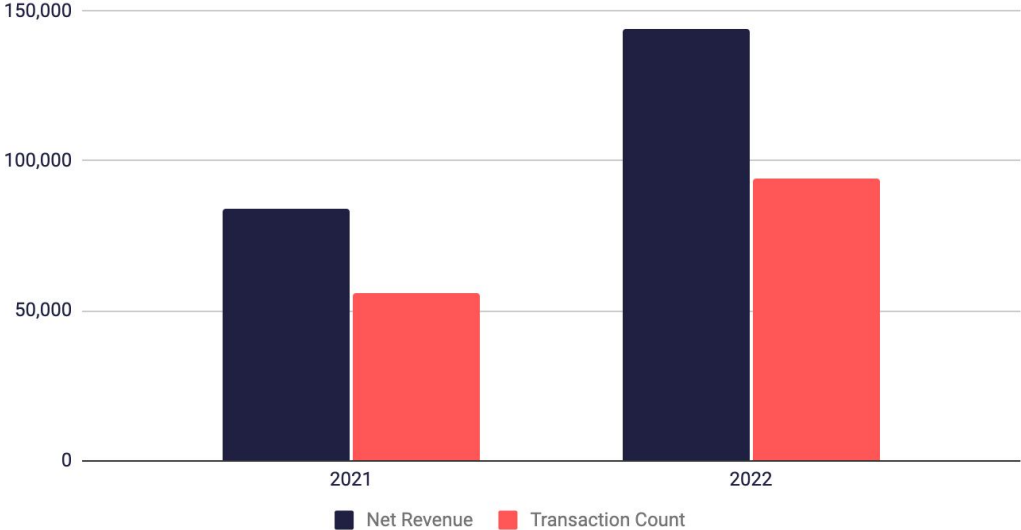


2022 Year in Review

Appleton, WI

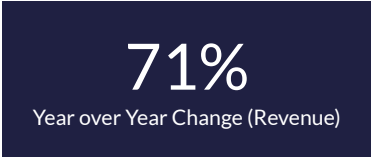
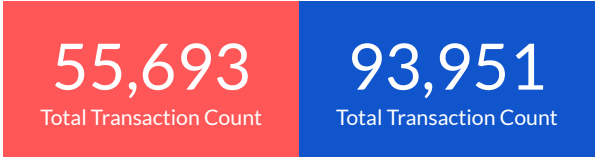
Parking Success: Year Over Year Review

Parking: Net Revenue and Transaction Count



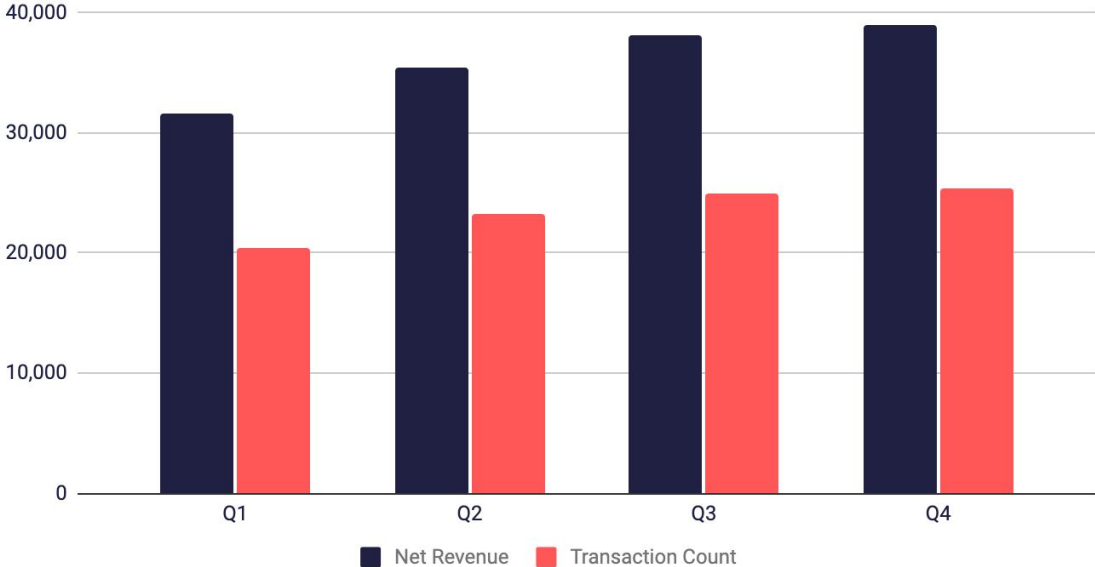
2021

2022



Parking Success: 2022 Quarterly Review

Parking: Net Revenue and Transaction Count



Q4
Highest Net Revenue Quarter

8%
Average Transaction Increase
Quarter over Quarter



Passport Benchmark

Average Revenue Per Transaction
\$3.76

Variation

\$1.68

Analysis

Average revenue per transaction can inform pricing policies to ensure pricing is optimized across your parking operation

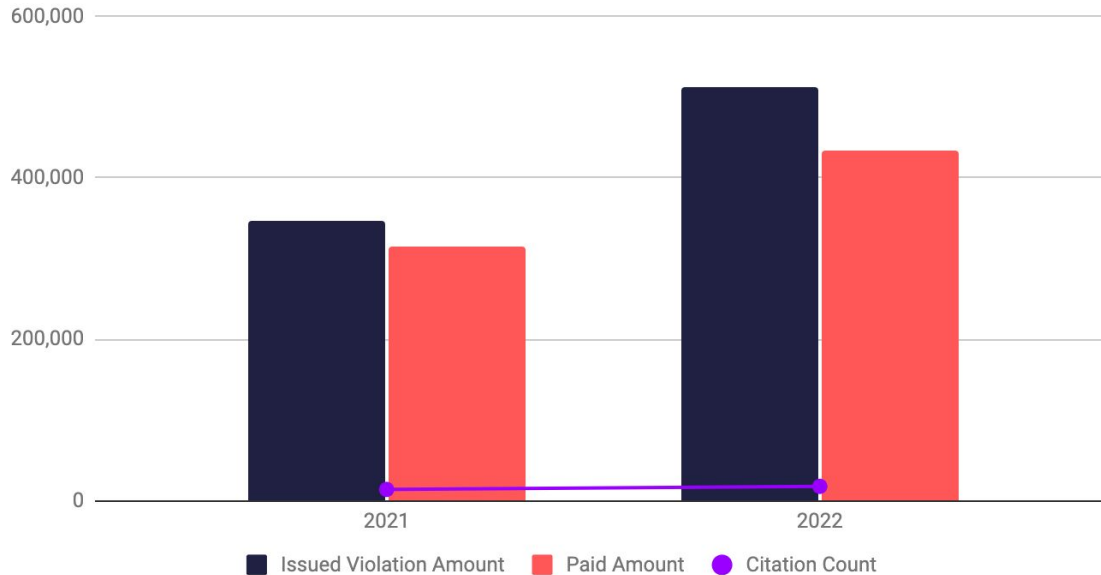
Average Duration Per Transaction
1hr 56 m

1h 44m

Average duration per transaction can inform pricing policies to ensure turnover is reducing congestion and helping business

Enforcement Success: Year Over Year Review

Citation Count, Issued Violation Amount and Paid Amount



2021

2022

13,806

Total Citations Issued

17,592

Total Citations Issued

\$314,403

Total Paid Citation Revenue

\$432,891

Total Paid Citation Revenue

91%

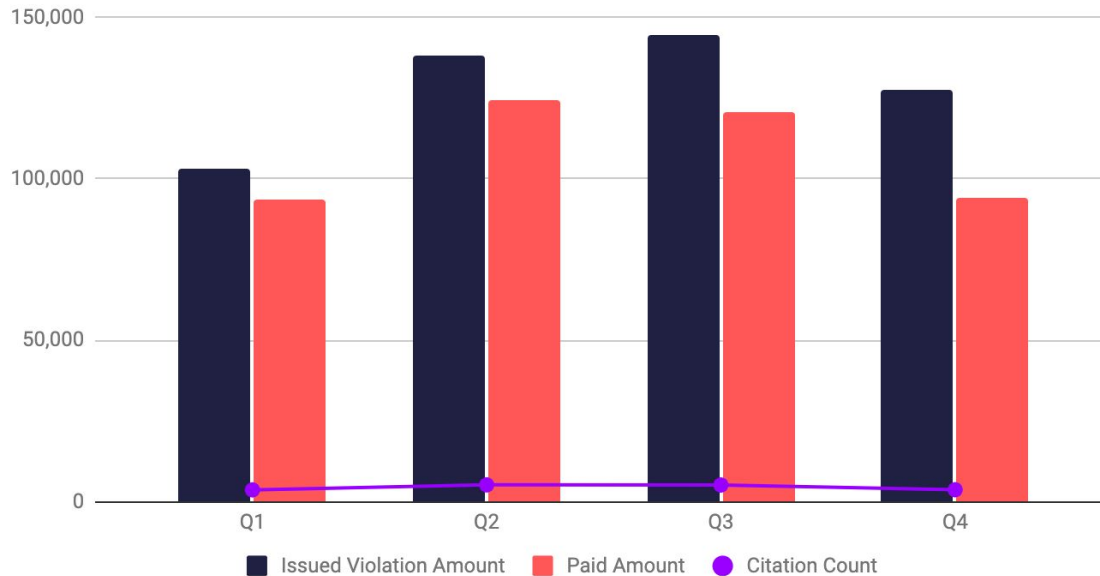
Paid Citation Yield

84%

Paid Citation Yield

Enforcement Success: 2022 Quarterly Review

Citation Count, Issued Violation Amount and Paid Amount



Q2
Highest Paid Citation Revenue
Quarter

3%
Average Paid Citation Increase
Quarter over Quarter

Passport Benchmark

Collectable Citation
Rate
93%

94%

Collectable citation rate is the percentage of citations that aren't dismissed or voided and can be collected on

Citations Paid
(90 Days)
72%

98%

Percentage of citations paid within 90 days can help inform and optimize collections policies

Average Day To Paid
15

17

Average day to paid can help determine escalation policies and influence efficiencies for collections

THANK YOU

