

RISK MANAGEMENT
2022 REVIEW
All figures through June 30, 2022

Significant 2022 Events:


Property & Liability-

- Processed 15 liability claims
- Processed 33 new WC claims
- Reviewed 63 special events for liability exposures and insurance
- Processed 35 auto physical damage claims
- Reviewed 120 contracts/agreements
- Processed 10 property/vehicle damage claims resulting in \$66,933 of recovery through either insurance proceeds or subrogation claims.
- Worked with IT to incorporate cyber security measures (MFA/ERD) to obtain better insurance coverage (lower deductible limits).
- Worked with Legal Services to update city's special events application to incorporate additional insured language into it to lessen city's risk exposure associated with special events.
- Formed work group to review pollution liability coverage through CVMIC (note: it was decided not to purchase this insurance as it provides limited coverage with a lot of exclusions).
- Completed actuarial study (shared with Executive Safety Committee).


Loss Control-

- Risk Manager completed 9 city building inspections; deficiencies noted were reported to applicable department for correction.
- Arc flash safety training (impacting several departments) is scheduled for late October 2022.
- OSHA 10 hour class scheduled for various Facilities staff in November/December 2022.
- Assisted with startup of safety committees at both PRFM and Library.
- Worked with IT to create Risk Mgmt. intranet site which includes several safety resources (policies, report forms, posters, tool box talks and videos).
- Completed safety training for the Health Department (1 topic – Hazard Communication).
- Completed review/suggested revisions of General Safety Procedures policy. Several changes have been recommended to our confined spaces policy of which is currently going through the review process.
- Continued regular attendance at various departmental safety committees (e.g., APD, AFD, PRFM, etc.)
- Reviewed proposed building rendering of renovations to Valley Transit's maintenance building; provided several safety suggestions for consideration.
- Utilized LEARN LMS (Learning Management System) to assign various safety and loss control training for multiple city departments (17 courses in total were assigned out based on each department's safety and risk exposure).
- Revisited safety program audits completed in 2021 for DPW, Fire, Police, PRFM and Utilities to develop plan to address any uncorrected items.
- Provided training resources and guidance to various departments on conducting root cause analysis of accidents/incidents.
- Hearing testing, respirator fit testing/medical exams and lead testing is scheduled for late August and early September.

Total Recordable Injury and Illness Cases (Non-Fatal) Per 100-Full Time Employees




DART Rate - Total Cases Involving Days Away From Work and/or Days of Restricted Work Activity



For every 100 city employees, 7.9 of our employees sustained an OSHA recordable work-related injury or illness in CY 2020. For CY 2020, our rate was more than double the average of other local gov't's.

For every 100 employees, 3.2 of our employees sustained a work-related injury that resulted in lost time and/or restricted duty in CY 2020. For CY 2020, our DART rate was almost twice the average rate for local gov't's.

Average Loss Costs for Work Comp, Liability and Auto Physical Damage



Department Budget Summary

