

Department of Public Works Inspections Division

Permit Summary Count YTD Comparison

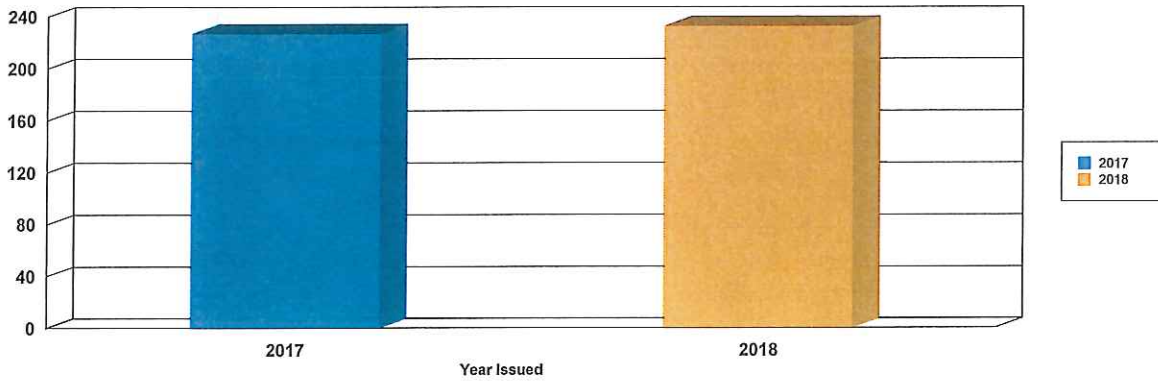
01/01/18 Thru 01/31/18

Report Date: 2/1/2018

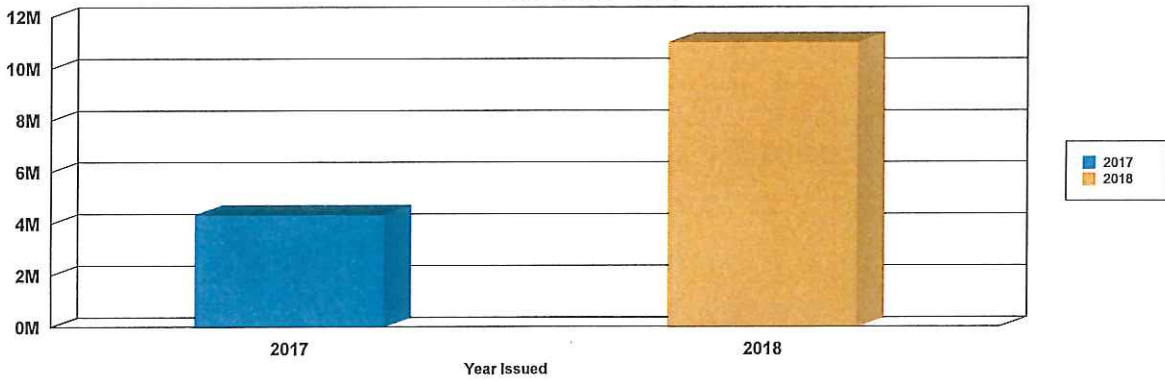


	2017	2018
Permits	227	233
Estimated Cost	4,341,202.00	11,018,902.00
Receipt Amount	31,504.04	37,836.25

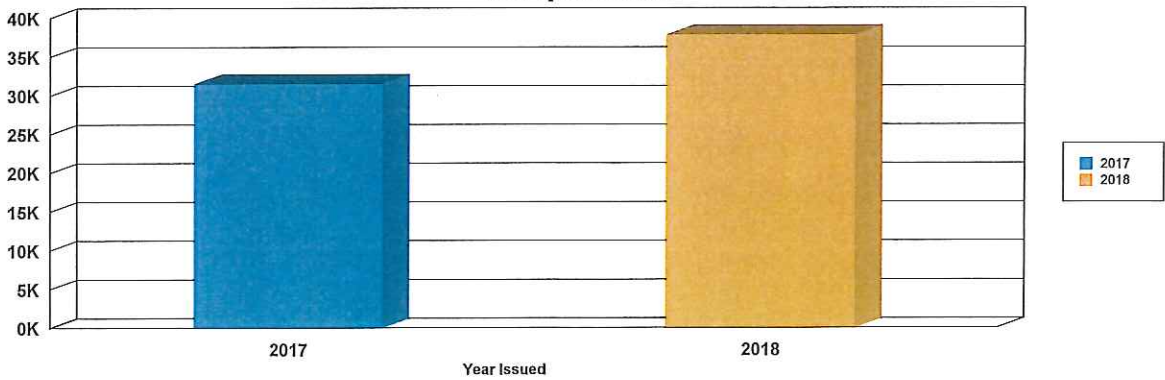
Number of Permits



Estimated Cost



Receipt Amount



Department of Public Works Inspections Division

Permit Summary Count YTD Comparison

01/01/18 Thru 01/31/18

Report Date: 2/1/2018



Permit Type	Year Issued	Permit Count	Total Estimated Cost	Total Receipt Amount
BUILDING	2017	25	3,078,211	12,780.00
	2018	25	8,389,028	14,752.00
		%	172.53 %	15.43 %
DISPLAY SIGN	2017	2	121,000	80.00
	2018	16	250,823	640.00
		700.00 %	107.29 %	700.00 %
ELECTRICAL	2017	61	374,591	8,110.50
	2018	59	998,621	10,033.90
		-3.28 %	166.59 %	23.71 %
EROSION CNTL	2017	3		260.00
		%	%	%
HEATING	2017	73	443,568	4,768.04
	2018	83	1,078,797	7,116.35
		13.70 %	143.21 %	49.25 %
PLAN REVIEW	2017	8		1,323.50
	2018	5		1,575.00
		-37.50 %	%	19.00 %
PLUMBING	2017	44	296,132	3,252.00
	2018	33	185,383	1,711.00
		-25.00 %	-37.40 %	-47.39 %
SEWER	2017	11	27,700	930.00
	2018	11	116,250	1,968.00
		%	319.68 %	111.61 %
WELL	2018	1		40.00
		%	%	%