

Department of Public Works Inspections Division

Permit Summary Count YTD Comparison

01/01/15 Thru 04/30/15

Report Date: 5/1/2015



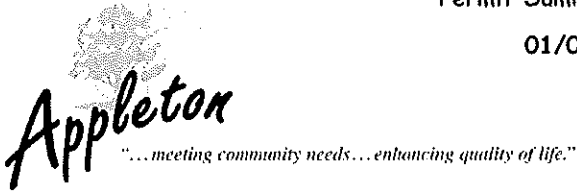
Permit Type	Year Issued	Permit Count	Total Estimated Cost	Total Receipt Amount
BUILDING	2014	199	12,432,006	50,751.23
	2015	261	45,830,921	109,774.18
		31.16 %	268.65 %	116.30 %
DISPLAY SIGN	2014	55	284,722	1,650.00
	2015	44	342,739	1,410.00
		-20.00 %	20.38 %	-14.55 %
ELECTRICAL	2014	270	2,146,487	27,959.69
	2015	287	5,193,344	53,360.68
		6.30 %	141.95 %	90.85 %
EROSION CNTL	2014	4		600.00
	2015	14		2,100.01
		250.00 %	%	250.00 %
HEATING	2014	240	4,314,731	15,951.73
	2015	228	5,309,084	20,855.51
		-5.00 %	23.05 %	30.74 %
PLAN REVIEW	2014	30		9,570.00
	2015	49		16,335.00
		63.33 %	%	70.69 %
PLUMBING	2014	142	893,178	9,601.00
	2015	175	2,945,436	19,873.22
		23.24 %	229.77 %	106.99 %
SEWER	2014	38	98,220	3,335.00
	2015	60	710,975	4,674.00
		57.89 %	623.86 %	40.15 %

Department of Public Works Inspections Division

Permit Summary Count YTD Comparison

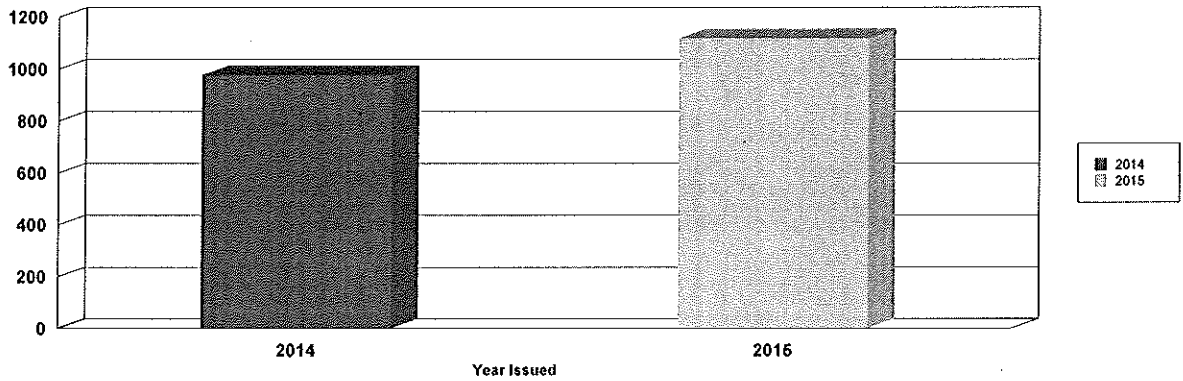
01/01/15 Thru 04/30/15

Report Date: 5/1/2015

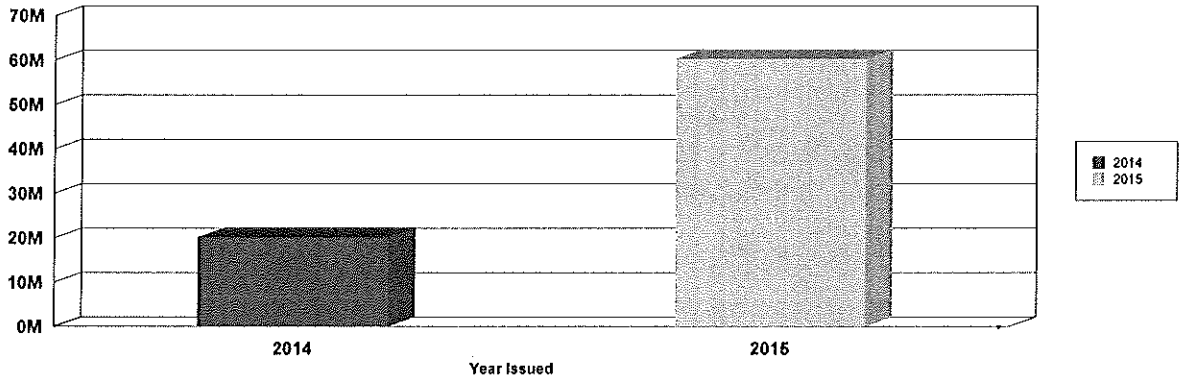


	2014	2015
<b>Permits</b>	<b>978</b>	<b>1118</b>
<b>Estimated Cost</b>	<b>20,169,344.00</b>	<b>60,332,499.00</b>
<b>Receipt Amount</b>	<b>119,418.65</b>	<b>228,382.60</b>

Number of Permits



Estimated Cost



Receipt Amount

