



City of Appleton

100 North Appleton Street
Appleton, WI 54911-4799
www.appleton.org

Meeting Agenda - Final Fox Cities Transit Commission

Tuesday, November 12, 2019

3:00 PM

Council Chambers, 6th Floor

1. Call meeting to order

2. Roll call of membership

3. Approval of minutes from previous meeting

[19-1713](#) Approval of minutes from previous meeting

Attachments: [MeetingMinutes08-Oct-2019.pdf](#)

4. **Public Hearings/Apearances**

[19-1463](#) Public Participation on Agenda Items

5. **Action Items**

[19-1722](#) Approval of Payments

Attachments: [September 2019 payments.pdf](#)

[19-1714](#) Authorization to Issue a Purchase Order for 5 - 40 ft. New Flyer Buses

Attachments: [Memo for Authorization to Issue a PO for New Flyer Buses 11.01.2019.pdf](#)
[NFI Quote for five \(5\) Heavy Duty Low-Floor Diesel Transit Buses.pdf](#)

[19-1715](#) Approval of Addendum to Northern Winnebago Dial A Ride Contract
VT-16-009

Attachments: [FCTC 2019 NWDAR memo.pdf](#)
[NWDAR Addendum to Contract VT-16-009.pdf](#)

6. **Information Items**

[19-1716](#) Financial Report

Attachments: [2019 September Monthly Income Statement.pdf](#)
[2019 September Monthly Income Statement \(PT\).pdf](#)

- [19-1717](#) Ridership and Revenue
Attachments: [2019 September Ridership.pdf](#)
- [19-1718](#) Third Quarter KPI
Attachments: [2019 Q3.pdf](#)
- [19-1719](#) Scheduling & Dispatch System Implementation Update
- [19-1720](#) Staff Updates
- [19-1721](#) Request for Future Agenda Items

**7. Next Meeting Date & Time
- December 10, 2019, 3:00 PM**

8. Adjournment

Notice is hereby given that a quorum of the Common Council may be present during this meeting, although no Council action will be taken.

Reasonable Accommodations for Persons with Disabilities will be made upon Request and if Feasible.



City of Appleton

100 North Appleton Street
Appleton, WI 54911-4799
www.appleton.org

Meeting Minutes - Final Fox Cities Transit Commission

Tuesday, October 8, 2019

3:00 PM

Council Chambers, 6th Floor

1. Call meeting to order

2. Roll call of membership

Present: 10 - Kasimor, Chairperson Buckingham, Nau, Vice Chair Dearborn, Wurdinger, Wilson, Dexter, VandeHey, Stephenson and Firkus

Excused: 3 - Detienne, Brown and Schultz

3. Approval of minutes from previous meeting

[19-1462](#)

Approval of minutes from previous meeting

Attachments: [Meeting Minutes September 24 2019.pdf](#)

Commissioner Wurdinger moved, seconded by Commissioner Firkus, that the Minutes be approved. Voice Vote. Motion Carried.

4. Public Hearings/Appearances

[19-1463](#)

Public Participation on Agenda Items

There was no public participation on the agenda items.

5. Action Items

[19-1464](#)

Approve Staff Vehicle Purchase

Attachments: [Award Recommendation for a Support Vehicle FCTC Action Item 19-1464.docx.pdf](#)

Commissioner Stephenson moved, seconded by Commissioner VandeHey, that the Report Action Item be recommended for approval. Voice Vote. Motion Carried.

[19-1465](#)

Approve Pass Agreement between Valley Transit and Fox Valley Technical College

Attachments: [Agreement with FVTC - Pass Agrm 2020.pdf](#)

Vice Chair Dearborn moved, seconded by Commissioner Stephenson, that the Report Action Item be recommended for approval. Voice Vote. Motion Carried.

6. Information Items

[19-1466](#) 2020 Budget Discussion

Attachments: [2020 Valley Transit Budget.pdf](#)

This Presentation was discussed.

[19-1467](#) Request for Future Agenda Items

This Presentation was discussed.

7. Next Meeting Date & Time

- November 12, 2019, 3:00 PM

- December 10, 2019, 3:00 PM

8. Adjournment

A motion was made by Commissioner Stephenson, seconded by Commissioner Nau, that this meeting was adjourned. The motion carried unanimously.



YEAR/PERIOD: 2019/9 TO 2019/9									
ACCOUNT/VENDOR	DOCUMENT	PO	YEAR/PR	TYP	S	CHECK RUN	CHECK	DESCRIPTION	
58071000								VT 5307 Admin	
58071000 620100								Training/Conferences	
000763 KWIK TRIP, INC	20622	0	2019 9	INV	P			38.72 pcard	WIPTA Conference
999990 COURTYARD BY MARRIOTT	19024	0	2019 9	INV	P			469.28 pcard	COURTYARD BY MARRIOTT
999990 HOTELBOOKINGSERVFEE	19025	0	2019 9	INV	P			12.99 pcard	HOTELBOOKINGSERVFEE
999990 EZREGISTER	19105	0	2019 9	INV	P			295.00 pcard	WIPTA Conference
999990 HILTON HOTELS	20456	0	2019 9	INV	P			154.00 pcard	WIPTA fall conferen
999990 ENTERPRISE RENT-A-CA	20457	0	2019 9	INV	P			485.52 pcard	WIPTA Conference
999990 HILTON HOTELS	20458	0	2019 9	INV	P			154.00 pcard	WIPTA Conference
999990 FOX VALLEY SHRM	20506	0	2019 9	INV	P			250.00 pcard	September 2019 meet
999990 HILTON HOTELS	20616	0	2019 9	INV	P			300.98 pcard	WIPTA Fall Conferen
999990 401 W WISCONSIN LOT	20618	0	2019 9	INV	P			10.00 pcard	WIPTA Conference
999990 HILTON HOTELS	20619	0	2019 9	INV	P			45.00 pcard	WIPTA Conference
999990 HILTON HOTELS	20620	0	2019 9	INV	P			300.98 pcard	WIPTA Conference
999990 HILTON HOTELS	20621	0	2019 9	INV	P			462.00 pcard	WIPTA Conference
								2,939.75	
								ACCOUNT TOTAL	2,978.47
58071000 620500								Employee Recruitment	
000466 FICO, JAMES	19231	0	2019 9	INV	P			500.00 091819	539796 testing, evaluation
999990 TRANSITTALENT.COM	20246	0	2019 9	INV	P			110.00 pcard	Mobility Manager Re
								ACCOUNT TOTAL	610.00
58071000 630100								Office Supplies	
002034 OFFICE DEPOT	19109	0	2019 9	INV	P			84.29 pcard	Office supplies
999990 QUILL CORPORATION	19110	0	2019 9	INV	P			147.02 pcard	Office supplies
999990 JACKSON HIRSH INC	19213	0	2019 9	INV	P			71.79 pcard	Laminating supplies
999990 QUILL CORPORATION	19214	0	2019 9	INV	P			118.07 pcard	Office Supplies
999990 QUILL CORPORATION	20505	0	2019 9	INV	P			35.82 pcard	Office supplies
999990 QUILL CORPORATION	20625	0	2019 9	INV	P			95.93 pcard	Office supplies
								468.63	
								ACCOUNT TOTAL	552.92
58071000 630400								Postage~Freight	
000460 FEDEX - FEDERAL EXPR	20485	0	2019 9	INV	P			75.73 pcard	Shipping -two invoi
								ACCOUNT TOTAL	75.73
58071000 631603								Other Misc. Supplies	
001198 SAM'S CLUB	19219	0	2019 9	INV	P			61.01 pcard	Octoberfest supplie
999990 MILLS FLEET FARM 400	20626	0	2019 9	INV	P			75.87 pcard	Supplies
								ACCOUNT TOTAL	136.88

10/16/2019 15:02
EbbenDA

City of Appleton
INVOICE LIST BY GL ACCOUNT



YEAR/PERIOD: 2019/9 TO 2019/9	ACCOUNT/VENDOR	DOCUMENT	PO	YEAR/PR	TYP S	CHECK RUN CHECK	DESCRIPTION
58071000 632001	001164 RICOH USA, INC.	18358	0	2019 9	INV P	340.20 091119	539739
							City Copy Charges
						340.20	ACCOUNT TOTAL
58071000 632002	001121 QUICK PRINT CENTER,	20463	0	2019 9	INV P	58.63 pcard	Tickets and Forms
						58.63	ACCOUNT TOTAL
58071000 632700	000362 DELL MARKETING L.P.	20596	0	2019 9	INV P	5,564.00 pcard	DMI* DELL K-12/GOVT
						5,564.00	ACCOUNT TOTAL
58071000 640800							Contractor Fees
001771 RED SHOES PR, INC.	19586	190767	2019 9	INV P	1,728.75 092519	539979	Marketing Services
001771 RED SHOES PR, INC.	19587	190767	2019 9	INV P	5,193.75 092519	539979	Marketing Services
001771 RED SHOES PR, INC.	19588	190765	2019 9	INV P	653.75 092519	539979	Image Refresh
001771 RED SHOES PR, INC.	19589	190766	2019 9	INV P	430.75 092519	539979	Website Redesign
						8,007.00	
						8,007.00	ACCOUNT TOTAL
58071000 641200	000882 MIDWEST COMMUNICATIO	20504	0	2019 9	INV P	3,150.00 pcard	Mile of Music ads
001495 WFRV-TV	19232	0	2019 9	INV P	600.00 091819	539877	flag day parade ads
001495 WFRV-TV	19233	0	2019 9	INV P	1,290.00 091819	539876	flag day parade ads
						1,890.00	
						5,040.00	ACCOUNT TOTAL
58071000 641301	001575 WE ENERGIES	514	0	2019 9	INV P	3,751.56 092519	540011 ELEC 7216-827-232 T
						3,751.56	ACCOUNT TOTAL
58071000 641302	001575 WE ENERGIES	514	0	2019 9	INV P	76.76 092519	540011 GAS 7216-827-232 Tr
						76.76	ACCOUNT TOTAL
58071000 641307	000132 AT&T	19597	0	2019 9	INV P	409.60 092519	539892 9207300780 935 6
						409.60	ACCOUNT TOTAL
58071000 641308							Cellular Phones

10/16/2019 15:02
EbbenDA

City of Appleton
INVOICE LIST BY GL ACCOUNT



YEAR/PERIOD: 2019/9 TO 2019/9									
ACCOUNT/VENDOR	DOCUMENT	PO	YEAR/PR	TYP	S	CHECK RUN	CHECK	DESCRIPTION	
000250 CELLCOM APPLETON PCS	19107	0	2019 9	INV	P	373.40	pcard	Cell Phones	
ACCOUNT TOTAL						373.40			
58071000 642400				Software Support					
999990 WEBAURA	19108	0	2019 9	INV	P	225.00	pcard	Website Sept charge	
999990 WEBAURA	20624	0	2019 9	INV	P	225.00	pcard	Webiste October cha	
						450.00			
ACCOUNT TOTAL						450.00			
58071000 643000				Health Services					
001588 THEDACARE, INC.	20478	0	2019 9	INV	P	77.87	pcard	DOT Physical	
001588 THEDACARE, INC.	20481	0	2019 9	INV	P	139.06	pcard	DOT Physical	
						216.93			
ACCOUNT TOTAL						216.93			
ORG 58071000 TOTAL						28,642.08			
58072000				VT 5307 Vehicle Maintenance					
58072000 630901				Shop Supplies					
000035 AIRGAS USA, LLC	20487	0	2019 9	INV	P	51.12	pcard	Shop supplies	
000089 NEW FLYER OF AMERICA	20483	0	2019 9	INV	P	236.80	pcard	Supplies	
000089 NEW FLYER OF AMERICA	20484	0	2019 9	INV	P	25.26	pcard	Parts & Supply	
						262.06			
000453 FASTENAL COMPANY	20460	0	2019 9	INV	P	23.48	pcard	Supplies	
000615 HARTLAND LUBRICANTS	20470	0	2019 9	INV	P	360.21	pcard	Fluids	
000615 HARTLAND LUBRICANTS	20471	0	2019 9	INV	P	315.88	pcard	Fluids	
						676.09			
001333 TARTAN SUPPLY CO., I	19558	0	2019 9	INV	P	628.02	pcard	Sept custodial supp	
001610 GARROW PROPANE CORPO	20486	0	2019 9	INV	P	126.34	pcard	Shop supplies - LP	
001655 AUTOMOTIVE SUPPLY CO	18999	0	2019 9	INV	P	254.30	pcard	Parts & Supplies	
001655 AUTOMOTIVE SUPPLY CO	19000	0	2019 9	INV	P	22.78	pcard	Supplies	
001655 AUTOMOTIVE SUPPLY CO	19001	0	2019 9	INV	P	58.56	pcard	Supplies	
001655 AUTOMOTIVE SUPPLY CO	19122	0	2019 9	INV	P	52.21	pcard	Supplies	
001655 AUTOMOTIVE SUPPLY CO	19124	0	2019 9	INV	P	13.48	pcard	Supply	
001655 AUTOMOTIVE SUPPLY CO	19125	0	2019 9	INV	P	11.99	pcard	Supply	
001655 AUTOMOTIVE SUPPLY CO	19173	0	2019 9	INV	P	94.08	pcard	Supplies and Parts	
001655 AUTOMOTIVE SUPPLY CO	19174	0	2019 9	INV	P	2.01	pcard	Supply	
001655 AUTOMOTIVE SUPPLY CO	19175	0	2019 9	INV	P	655.20	pcard	Parts and supply	
001655 AUTOMOTIVE SUPPLY CO	19177	0	2019 9	INV	P	721.93	pcard	Supply	

YEAR/PERIOD: 2019/9 TO 2019/9									
ACCOUNT/VENDOR	DOCUMENT	PO	YEAR/PR	TYP	S	CHECK RUN	CHECK	DESCRIPTION	
001655 AUTOMOTIVE SUPPLY CO	19178	0	2019 9	INV	P	55.11	pcard	Supply	
001655 AUTOMOTIVE SUPPLY CO	19179	0	2019 9	INV	P	15.63	pcard	Supply	
001655 AUTOMOTIVE SUPPLY CO	20329	0	2019 9	INV	P	45.02	pcard	Supplies	
001655 AUTOMOTIVE SUPPLY CO	20548	0	2019 9	INV	P	18.92	pcard	Supplies	
001655 AUTOMOTIVE SUPPLY CO	20549	0	2019 9	INV	P	178.25	pcard	Supplies	
001655 AUTOMOTIVE SUPPLY CO	20550	0	2019 9	INV	P	41.73	pcard	Supplies	
001655 AUTOMOTIVE SUPPLY CO	20551	0	2019 9	INV	P	39.45	pcard	Supplies	
001655 AUTOMOTIVE SUPPLY CO	20552	0	2019 9	INV	P	4.60	pcard	Supplies	
001655 AUTOMOTIVE SUPPLY CO	20554	0	2019 9	INV	P	23.67	pcard	Supplies	
						2,308.92			
ACCOUNT TOTAL						4,076.03			
58072000 630902				Tools & Instruments					
001655 AUTOMOTIVE SUPPLY CO	19123	0	2019 9	INV	P	1,890.00	pcard	Tools	
999990 KYLE ROACH MATCO	20553	0	2019 9	INV	P	164.80	pcard	Shop tool	
ACCOUNT TOTAL						2,054.80			
58072000 631603				Other Misc. Supplies					
999990 REYNEBEAU UPHOLSTERY	19211	0	2019 9	INV	P	349.60	pcard	Driver pouches	
ACCOUNT TOTAL						349.60			
58072000 632200				Gas Purchases					
000763 KWIK TRIP, INC	19600	0	2019 9	INV	P	216.48	092519	539946 fuel	
ACCOUNT TOTAL						216.48			
58072000 632601				Repair Parts					
000089 NEW FLYER OF AMERICA	19210	0	2019 9	INV	P	374.11	pcard	NEW FLYER	
000089 NEW FLYER OF AMERICA	20482	0	2019 9	INV	P	346.90	pcard	Parts	
000089 NEW FLYER OF AMERICA	20484	0	2019 9	INV	P	365.16	pcard	Parts & Supply	
						1,086.17			
000641 HOGLUND BUS AND TRUC	20461	0	2019 9	INV	P	1,827.41	pcard	Parts	
000641 HOGLUND BUS AND TRUC	20462	0	2019 9	INV	P	591.66	pcard	Parts	
						2,419.07			
000759 KUNDINGER FLUID POWE	20469	0	2019 9	INV	P	116.00	pcard	Part	
001595 JX TRUCK CENTER	19002	0	2019 9	INV	P	1,200.93	pcard	Parts	
001595 JX TRUCK CENTER	19126	0	2019 9	INV	P	1,990.60	pcard	Parts	
001595 JX TRUCK CENTER	19180	0	2019 9	INV	P	210.52	pcard	Parts	
001595 JX TRUCK CENTER	20330	0	2019 9	INV	P	4,592.34	pcard	Parts	
001595 JX TRUCK CENTER	20555	0	2019 9	INV	P	129.48	pcard	Parts	
						8,123.87			

10/16/2019 15:02
EbbenDA

City of Appleton
INVOICE LIST BY GL ACCOUNT



P 5
apinvgl

YEAR/PERIOD: 2019/9 TO 2019/9									
ACCOUNT/VENDOR	DOCUMENT	PO	YEAR/PR	TYP S	CHECK RUN	CHECK	DESCRIPTION		
001655 AUTOMOTIVE SUPPLY CO	18998	0	2019 9	INV P	48.54	pcard	Parts		
001655 AUTOMOTIVE SUPPLY CO	18999	0	2019 9	INV P	643.76	pcard	Parts & Supplies		
001655 AUTOMOTIVE SUPPLY CO	19173	0	2019 9	INV P	405.00	pcard	Supplies and Parts		
001655 AUTOMOTIVE SUPPLY CO	19175	0	2019 9	INV P	2,325.88	pcard	Parts and supply		
001655 AUTOMOTIVE SUPPLY CO	19176	0	2019 9	INV P	80.90	pcard	Parts		
					3,504.08				
					ACCOUNT TOTAL			15,249.19	
58072000 632700				Miscellaneous Equipment					
000172 BAYCOM, INC.	20465	0	2019 9	INV P	110.00	pcard	Radios		
000172 BAYCOM, INC.	20466	0	2019 9	INV P	110.00	pcard	Radios		
000172 BAYCOM, INC.	20467	0	2019 9	INV P	110.00	pcard	Radios		
000172 BAYCOM, INC.	20468	0	2019 9	INV P	110.00	pcard	Radios		
					440.00				
					ACCOUNT TOTAL			440.00	
58072000 641800				Equip Repairs & Maint					
000561 GENFARE, DIVISION OF	19669	0	2019 9	INV P	494.28	092519	539929 probe repair		
000660 HYDROCLEAN EQUIPMENT	20464	0	2019 9	INV P	92.00	pcard	Preventiive Mainten		
001194 SAFETY-KLEEN	20472	0	2019 9	INV P	711.87	pcard	Equipment mainten		
					1,298.15				
					ACCOUNT TOTAL			1,298.15	
58072000 642400				Software Support					
000338 CUMMINS NPOWER, LLC	19099	0	2019 9	INV P	720.00	pcard	Annual license		
					720.00				
					ACCOUNT TOTAL			720.00	
58072000 643000				Health Services					
001588 THEDACARE, INC.	20476	0	2019 9	INV P	216.93	pcard	DOT Physical		
001588 THEDACARE, INC.	20480	0	2019 9	INV P	77.87	pcard	DOT Physical		
					294.80				
					ACCOUNT TOTAL			294.80	
58072000 645100				Laundry Services					
001396 UNIFIRST CORPORATION	19212	0	2019 9	INV P	184.05	pcard	Laundry - multiple		
001396 UNIFIRST CORPORATION	20488	0	2019 9	INV P	327.66	pcard	Uniforms - Multiple		
					511.71				
					ACCOUNT TOTAL			511.71	
58072000 680403 1800				Vehicles					

10/16/2019 15:02
EbbenDA

City of Appleton
INVOICE LIST BY GL ACCOUNT



P 6
apinvgla

YEAR/PERIOD: 2019/9 TO 2019/9	ACCOUNT/VENDOR	DOCUMENT	PO	YEAR/PR	TYP S	CHECK RUN CHECK	DESCRIPTION
	001901 DOUBLEMAP, INC.	19668	0	2019 9	INV P	2,775.24 092519	539913 apc for new buses
					ACCOUNT TOTAL	2,775.24	
					ORG 58072000 TOTAL	27,986.00	
58073000					VT 5307 Building Maintenance		
58073000 645100					Laundry Services		
000274 CINTAS CORPORATION	20489	0	2019 9	INV P	100.22 pcard	Mats	
000274 CINTAS CORPORATION	20490	0	2019 9	INV P	100.22 pcard	Mats	
000274 CINTAS CORPORATION	20491	0	2019 9	INV P	100.22 pcard	Mats	
000274 CINTAS CORPORATION	20492	0	2019 9	INV P	100.22 pcard	Mats	
000274 CINTAS CORPORATION	20493	0	2019 9	INV P	100.22 pcard	Mats	
000274 CINTAS CORPORATION	20494	0	2019 9	INV P	100.22 pcard	Mats	
000274 CINTAS CORPORATION	20495	0	2019 9	INV P	100.22 pcard	Mats	
000274 CINTAS CORPORATION	20496	0	2019 9	INV P	100.22 pcard	Mats	
000274 CINTAS CORPORATION	20497	0	2019 9	INV P	39.59 pcard	Mats	
000274 CINTAS CORPORATION	20498	0	2019 9	INV P	39.59 pcard	Mats	
000274 CINTAS CORPORATION	20499	0	2019 9	INV P	39.59 pcard	Mats	
000274 CINTAS CORPORATION	20500	0	2019 9	INV P	39.59 pcard	Mats	
000274 CINTAS CORPORATION	20501	0	2019 9	INV P	39.59 pcard	Mats	
000274 CINTAS CORPORATION	20502	0	2019 9	INV P	39.59 pcard	Mats	
000274 CINTAS CORPORATION	20503	0	2019 9	INV P	39.59 pcard	Mats	
					1,078.89		
					ACCOUNT TOTAL	1,078.89	
58073000 659900					Other Contracts/Obligation		
001394 ULTIMATE CLEANING, L 17800		0	2019 9	INV P	474.60 090419	539652 cleaning	
001394 ULTIMATE CLEANING, L 17801		0	2019 9	INV P	128.88 090419	539652 cleaning	
					603.48		
					ACCOUNT TOTAL	603.48	
58073000 680300 1800					Buildings		
000993 NORTHERN ELECTRIC, I 19649		0	2019 9	INV P	6,775.13 092519	539965 vt generator replac	
					ACCOUNT TOTAL	6,775.13	
					ORG 58073000 TOTAL	8,457.50	
58074000					VT 5307 Operations		
58074000 615500					Unemployment Compensation		
001643 WISCONSIN DEPARTMENT 18804		0	2019 9	INV P	811.45 091819	539878 reimb unemployment	
					ACCOUNT TOTAL	811.45	
58074000 620100					Training/Conferences		
001611 FOX VALLEY TECHNICAL 20507		0	2019 9	INV P	150.00 pcard	New driver CDL	

10/16/2019 15:02
EbbenDA

City of Appleton
INVOICE LIST BY GL ACCOUNT



YEAR/PERIOD: 2019/9 TO 2019/9									
ACCOUNT/VENDOR	DOCUMENT	PO	YEAR/PR	TYP	S	CHECK RUN	CHECK	DESCRIPTION	
ACCOUNT TOTAL						150.00			
58074000 632200 Gas Purchases									
000763 KWIK TRIP, INC	19600	0	2019 9	INV	P	36.22	092519	539946 fuel	
000796 LEVENHAGEN OIL CORPO	18313	190680	2019 9	INV	P	13,978.09	091119	539710 #2 Ultra Low Sulfur	
000796 LEVENHAGEN OIL CORPO	19575	190736	2019 9	INV	P	13,866.64	092519	539950 #2 Ultra Low Sulfur	
000796 LEVENHAGEN OIL CORPO	19577	190764	2019 9	INV	P	13,263.05	092519	539950 #2 Ultra Low Sulfur	
						<hr/>			
						41,107.78			
ACCOUNT TOTAL						41,144.00			
58074000 632602 Tires									
001926 GOODYEAR TIRE AND RU	18291	190149	2019 9	INV	P	2,075.83	091119	539693 Bus tire lease	
001926 GOODYEAR TIRE AND RU	18292	190149	2019 9	INV	P	1,986.21	091119	539693 Bus tire lease	
						<hr/>			
						4,062.04			
ACCOUNT TOTAL						4,062.04			
58074000 632800 Signs									
001942 APPLETON SIGN COMPAN	19667	0	2019 9	INV	P	1,080.00	092519	539889 festival foods grap	
ACCOUNT TOTAL						1,080.00			
58074000 640800 Contractor Fees									
002229 STAR PROTECTION AND	18319	190391	2019 9	INV	P	760.00	091119	539742 Security Services	
002229 STAR PROTECTION AND	18320	190391	2019 9	INV	P	760.00	091119	539742 Security Services	
002229 STAR PROTECTION AND	19590	190391	2019 9	INV	P	760.00	092519	539983 Security Services	
002229 STAR PROTECTION AND	19591	190391	2019 9	INV	P	760.00	092519	539983 Security Services	
002229 STAR PROTECTION AND	19592	190391	2019 9	INV	P	608.00	092519	539983 Security Services	
						<hr/>			
						3,648.00			
ACCOUNT TOTAL						3,648.00			
58074000 643000 Health Services									
001588 THEDACARE, INC.	20473	0	2019 9	INV	P	308.72	pcard	DOT Physical	
001588 THEDACARE, INC.	20474	0	2019 9	INV	P	155.74	pcard	DOT Physical	
001588 THEDACARE, INC.	20475	0	2019 9	INV	P	163.16	pcard	DOT Physical	
001588 THEDACARE, INC.	20476	0	2019 9	INV	P	478.37	pcard	DOT Physical	
001588 THEDACARE, INC.	20477	0	2019 9	INV	P	495.00	pcard	DOT Physical	
001588 THEDACARE, INC.	20478	0	2019 9	INV	P	224.35	pcard	DOT Physical	
001588 THEDACARE, INC.	20479	0	2019 9	INV	P	495.00	pcard	DOT Physical	
001588 THEDACARE, INC.	20480	0	2019 9	INV	P	216.93	pcard	DOT Physical	
						<hr/>			
						2,537.27			
ACCOUNT TOTAL						2,537.27			
ORG 58074000 TOTAL						53,432.76			

10/16/2019 15:02
EbbenDA

City of Appleton
INVOICE LIST BY GL ACCOUNT



P 8
apinvgl

YEAR/PERIOD: 2019/9	TO 2019/9								
ACCOUNT/VENDOR	DOCUMENT	PO	YEAR/PR	TYP S	CHECK RUN	CHECK	DESCRIPTION		
58075000		VT 5307	ADA	Paratransit					
58075000 632002				Outside Printing					
001121 QUICK PRINT CENTER,	20463	0	2019 9	INV P	801.00	pcard	Tickets and Forms		
				ACCOUNT TOTAL	801.00				
58075000 640800				Contractor Fees					
001186 RUNNING, INC.	19234	0	2019 9	INV P	152,086.10	091819	539856 vtii, elderly and s		
				ACCOUNT TOTAL	152,086.10				
58075000 680401 1800				Machinery & Equipment					
002292 ECOLANE	18280	190667	2019 9	INV P	141,055.50	091119	539685 Paratransit softwar		
				ACCOUNT TOTAL	141,055.50				
				ORG 58075000 TOTAL	293,942.60				
58076000		VT 5307	Ancillary	Paratransit					
58076000 640800 1806				Contractor Fees					
001186 RUNNING, INC.	19234	0	2019 9	INV P	3,047.00	091819	539856 vtii, elderly and s		
				ACCOUNT TOTAL	3,047.00				
58076000 640800 1807				Contractor Fees					
001186 RUNNING, INC.	19234	0	2019 9	INV P	356.20	091819	539856 vtii, elderly and s		
				ACCOUNT TOTAL	356.20				
58076000 640800 1808				Contractor Fees					
000750 KOBUSSEN BUSES, LTD	18850	0	2019 9	INV P	46,893.00	091819	539813 specialized transpo		
				ACCOUNT TOTAL	46,893.00				
58076000 640800 1809				Contractor Fees OC Demand Resp					
000750 KOBUSSEN BUSES, LTD	18849	0	2019 9	INV P	19,194.21	091819	539813 rural service		
				ACCOUNT TOTAL	19,194.21				
58076000 640800 1810				Contractor Fees - OC TANF					
001186 RUNNING, INC.	19236	0	2019 9	INV P	867.00	091819	539856 ochst august servic		
				ACCOUNT TOTAL	867.00				
58076000 640800 1813				Contractor Fees-Neenah DAR					
000528 FOX VALLEY CAB	18839	0	2019 9	INV P	1,102.50	091819	539799 nwdar services fox		
000528 FOX VALLEY CAB	18840	0	2019 9	INV P	325.50	091819	539799 nwdar services heri		
000528 FOX VALLEY CAB	18841	0	2019 9	INV P	7,633.50	091819	539799 nwdar services neen		
					9,061.50				

10/16/2019 15:02
EbbenDA

City of Appleton
INVOICE LIST BY GL ACCOUNT



YEAR/PERIOD: 2019/9	TO 2019/9								
ACCOUNT/VENDOR	DOCUMENT	PO	YEAR/PR	TYP S	CHECK RUN	CHECK	DESCRIPTION		
			ACCOUNT TOTAL			9,061.50			
58076000 640800 1819			Contractor Fees-Connectr Hours						
001186 RUNNING, INC.	19235	0	2019 9 INV P		23,166.75	091819	539856 connector		
			ACCOUNT TOTAL		23,166.75				
58076000 640800 1820			Contractor Fees-Connector Area						
001186 RUNNING, INC.	19235	0	2019 9 INV P		10,310.75	091819	539856 connector		
			ACCOUNT TOTAL		10,310.75				
58076000 640800 1821			Contractor Fees-Trolley						
000774 LAMERS BUS LINES, IN 18842		0	2019 9 INV P		1,555.89	091819	539817 trolley service		
000774 LAMERS BUS LINES, IN 18843		0	2019 9 INV P		1,333.62	091819	539817 trolley service		
000774 LAMERS BUS LINES, IN 18844		0	2019 9 INV P		1,333.62	091819	539817 trolley service		
000774 LAMERS BUS LINES, IN 18845		0	2019 9 INV P		2,222.70	091819	539817 trolley service		
000774 LAMERS BUS LINES, IN 18846		0	2019 9 INV P		444.54	091819	539817 trolley service		
000774 LAMERS BUS LINES, IN 18847		0	2019 9 INV P		889.08	091819	539817 trolley service		
000774 LAMERS BUS LINES, IN 18848		0	2019 9 INV P		1,111.35	091819	539817 trolley service		
					8,890.80				
			ACCOUNT TOTAL		8,890.80				
			ORG 58076000 TOTAL		121,787.21				
=====									
FUND 580 Valley Transit			TOTAL:		534,248.15				
=====									

** END OF REPORT - Generated by Debra Ebben **



MEMORANDUM

TO: Fox Cities Transit Commission

FROM: Ron McDonald, General Manager

DATE: November 01, 2019

RE: Authorization to Issue a Purchase Order for Five (5) 40' New Flyer Buses

BACKGROUND

The State of Wisconsin 2017 Budget Act 59 established a transit capital assistance grant program, under which the Department of Administration created a competitive statewide grant program ("State of Wisconsin Volkswagen Mitigation Program Grant") to award settlement funds to eligible applicants for the replacement of public transit vehicles.

The City of Appleton-Valley Transit was awarded \$7,688,850 in 2018 for the purchase of 15 clean diesel transit buses through the State of Wisconsin Volkswagen Mitigation Program Grant.

ANALYSIS

Beginning in 2017, Valley Transit implemented a plan to replace its outdated fleet. The intent is to spread bus purchases over a period of years allowing for a manageable fleet replacement schedule. The plan recommends replacement of five (5) 40' clean diesel buses in 2020. In addition, five (5) additional clean diesel buses should be purchased for delivery in both 2021 and 2022.

FISCAL IMPACT

Valley Transit recently purchased buses through a Piggy-Back procurement awarded by Connect Transit, Normal, IL as allowed by the Valley Transit/City of Appleton Procurement Manual. The Piggy-Back bus procurement was reviewed during the Federal Transit Administration Triennial Review on September 12 & 13, 2019. No procurement deficiencies were noted by the Federal Transit Administration.

New Flyer Industries of America quoted \$474,501.91 per bus. Valley Transit staff prepared an Independent Cost Estimate (ICE) and determined the Connect Transit Piggy-Back procurement is competitive and advantageous. Consequently, Valley Transit desires to purchase five (5) 40' Clean Diesel buses from New Flyer Industries of America through the Connect Transit Piggy-Back procurement.

Valley Transit funding partners contribute to a restricted cash depreciation account for the local share portion of bus purchases. Through the State of Wisconsin Volkswagen Mitigation Grant, it is


anticipated the grantee (City of Appleton) will incur a reduction in State Shared Revenue in an amount equal to 20% paid out in equal annual installments over a 10-year period to offset the local share of this bus purchase.

Per the Fox Cities Transit Commission Resolution 18-01, the grantee (City of Appleton) shall be made whole from the restricted cash depreciation account. It is anticipated equal annual installments incurred over a 10-year period will be reimbursed. Total reimbursement payments shall not exceed the local share incurred by the grantee.

RECOMMENDATION

Valley Transit shall be authorized to issue a purchase order to New Flyer Industries of America for five (5) 40' Xcelsior Clean Diesel buses at \$474,501.91 each, \$2,372,509.55 total cost.

Respectfully submitted,



Ron McDonald



October 25, 2019
Ron McDonald
General Manager
Valley Transit
801 S. Whitman Ave.
Appleton, WI 54914

Subject: Quotation for five (5) Heavy Duty Low-Floor Diesel Transit Buses.

Dear Mr. McDonald,

New Flyer is pleased to submit an option price quotation to produce five (5), 40' Diesel buses based on New Flyer's contract with Bloomington-Normal - Connect.

The proposed buses will be technically configured as SR-2334.

The price for five (5) buses is **\$474,501.91** per bus and includes delivery.

We want to take this opportunity to highlight key elements of our proposal:

Warranty: New Flyer exceeds industry standard warranties in many areas such as 5 year / 300,000 miles warranty for axle (Standard warranty is 2 years) and our multiplex warranty is 3 years/150,000 miles (Standard competitor warranty is 1 year/50,000 miles). Please refer to Section 3 of our proposal for information regarding our warranty proposal.

Publications: Our New Flyer Publications professionals combine extensive, hands-on technical experience with exceptional writing, illustrating and publishing skills to create the industry's benchmark in maintenance manuals. Supplying accurate information in a timely manner assists the customer in the performance of proper bus maintenance, which in turn, adds to the overall reliability and lifetime value of each New Flyer bus on the road. Please refer to Section 4 of our proposal for details.

Training: New Flyer Training is an organization within the New Flyer Customer Services group – a division of New Flyer Industries. As a part of the leading manufacturer of heavy-duty transit buses in the United States and Canada, we have access to top design, engineering, propulsion technology and electrical systems professionals. This enables us to offer the service and expertise to maximize the lifetime value of your fleet.

Please refer to Section 5 of our proposal for our training proposal details.

Tooling and Diagnostics: Please refer to Section 6 of our proposal for our Tooling and Diagnostic proposal package.

Delivery Proposal: New Flyer is proposing delivery by the end of Q3 2020 based on receipt of a Notice to Proceed within 30 days of this submission.



November 7, 2019

To: Fox Cities Transit Commission

From: Debra Ebben, Administrative Services Manager

Subject: Approval of Addendum to Northern Winnebago Dial A Ride Contract VT-16-009

Background:

The Northern Winnebago Dial A Ride service is a demand responsive ambulatory transportation service designed for persons aged 60 and over who reside within the City of Neenah, City of Menasha, the Village of Fox Crossing, or within the "Heritage Area" which consists of areas of the City of Appleton that lie within Winnebago County.

The original contract with Fox Valley Cab was for three years beginning in 2017 through 2019 with two one-year options. The Addendum is to exercise the first option year, January 1, 2020 to December 31, 2020. Fox Valley Cab has agreed to continue services under the existing contract, at no cost increase.

Recommendation: Approve the Addendum to the Northern Winnebago Dial A Ride Contract VT-16-009.

**ADDENDUM TO CONTRACT VT-16-009
CITY OF APPLETON (VALLEY TRANSIT) AND FOX VALLEY CAB
NORTHERN WINNEBAGO DIAL-A-RIDE SERVICE**

The purpose of this Addendum is to:

- I. Exercise Option Year One of the two additional one-year periods as specified in Section 4.0 TERMS of the Contract. Exercising this option year extends the terms of the Contract through December 31, 2020.
- II. The effective date for this Addendum is January 1st, 2020.
- III. All other terms and conditions of the original contract, including the cost of service, remain the same and in full force and effect.

IN WITNESS WHEREOF, the parties have caused this instrument to be executed in three (3) original counterparts on this _____ day of _____, 2019.

Fox Valley Cab, Contractor:

Witness: _____
Printed Name: _____

By: _____
Printed Name: _____
Title: _____

Valley Transit, Owner:

Witness: _____
Printed Name: _____

By: _____
Timothy M. Hanna, Mayor

Witness: _____
Printed Name: _____

By: _____
Kami Lynch, City Clerk

Provision has been made to pay the liability that will accrue under this contract.

Approved as to form:

Anthony D. Saucerman, Finance Director

James P. Walsh, City Attorney

City Law File: 17- 0090

City of Appleton
VALLEY TRANSIT INCOME STATEMENT
For Nine Months Ending September 30, 2019

Description	Month of September Actual	Prior Year September	YTD As of September Actual	Prior YTD September	2019 Amended Budget	2019 % of Total Budget
REVENUES						
Bus Fare Revenue	98,087	61,935	600,683	619,382	943,218	63.68%
Paratransit Fare Revenue	<u>4,852</u>	<u>59,012</u>	<u>479,775</u>	<u>542,373</u>	<u>751,370</u>	<u>63.85%</u>
Total Fare Revenue	102,939	120,947	1,080,459	1,161,755	1,694,588	63.76%
Other Charges for Service	19,307	1,913	60,194	40,142	55,000	109.44%
Other Revenues	<u>851</u>	<u>1,854</u>	<u>43,641</u>	<u>23,206</u>	<u>14,000</u>	<u>311.72%</u>
TOTAL REVENUES	<u>123,096</u>	<u>124,714</u>	<u>1,184,294</u>	<u>1,225,103</u>	<u>1,763,588</u>	<u>67.15%</u>
EXPENSES BY LINE ITEM						
Regular Salaries & Labor pool alloc	198,581	195,305	1,826,183	1,848,692	2,995,362	60.97%
Call Time	-	-	-	-	-	0.00%
Overtime	25,063	23,775	243,847	223,957	71,713	340.03%
Incentive Pay	-	-	-	-	1,335	0.00%
Other Compensation	-	-	1,241	1,950	-	-
Fringes	80,675	77,847	743,360	730,108	1,257,585	59.11%
Unemployment Compensation	<u>811</u>	<u>-</u>	<u>2,954</u>	<u>5,571</u>	<u>-</u>	<u>-</u>
Salaries & Fringe Benefits	305,130	296,927	2,817,585	2,810,278	4,325,995	65.13%
Training & Conferences	4,607	1,970	14,502	14,459	25,000	58.01%
Employee Recruitment	610	-	3,281	2,757	4,200	78.12%
Parking Permits	-	-	15	65	150	0.00%
Office Supplies	553	501	3,322	2,204	5,000	66.44%
Subscriptions	-	-	480	760	1,735	27.67%
Memberships & Licenses	-	101	6,878	6,435	5,472	125.70%
Postage & Freight	76	1,273	1,692	2,380	4,300	39.34%
Awards & Recognition	-	20	880	398	900	97.76%
Food & Provisions	-	-	943	917	1,200	78.56%
Insurance	15,094	15,641	194,372	208,912	227,006	59.84%
Insurance dividend & return of surplus	-	-	(58,528)	(68,141)	-	0.00%
Depreciation Expense	<u>56,022</u>	<u>50,568</u>	<u>504,198</u>	<u>455,113</u>	<u>672,264</u>	<u>75.00%</u>
Administrative Expenses	76,961	70,074	672,036	626,259	947,227	70.95%
Landscape Supplies	-	-	685	907	3,000	22.84%
Shop Supplies & Tools (& misc)	6,617	9,679	36,961	38,564	53,200	69.48%
Printing & Reproduction	1,200	735	20,437	14,176	27,136	75.31%
Uniforms	-	834	3,777	2,950	5,000	75.54%
Gas Purchases	41,360	39,777	297,477	335,637	605,000	49.17%
Safety Supplies	-	-	-	555	500	0.00%
Vehicle & Equipment Parts	19,311	24,685	147,541	182,975	252,500	58.43%
Miscellaneous Equipment	6,004	-	10,741	22,714	26,600	40.38%
Signs	<u>1,080</u>	<u>234</u>	<u>18,590</u>	<u>234</u>	<u>2,000</u>	<u>929.51%</u>
Supplies & Materials	75,573	75,944	536,210	598,712	974,936	55.00%
Accounting/Audit	-	-	-	-	10,290	0.00%
Bank Services	-	293	1,610	1,915	3,000	53.67%
Consulting Services	-	-	35	-	-	0.00%
Collection Services	284	304	2,063	2,430	4,600	44.85%
Contractor Fees	265,829	250,586	2,609,832	2,529,567	3,735,669	69.86%
Temp Help	-	-	26,868	543	5,000	537.37%
Advertising	5,040	2,800	11,145	8,295	50,309	22.15%
Health Services	3,049	960	9,785	5,977	9,200	106.35%
Snow Removal Services	-	-	33,073	18,419	15,000	220.49%
Laundry Services	1,591	369	6,891	4,229	6,916	99.64%

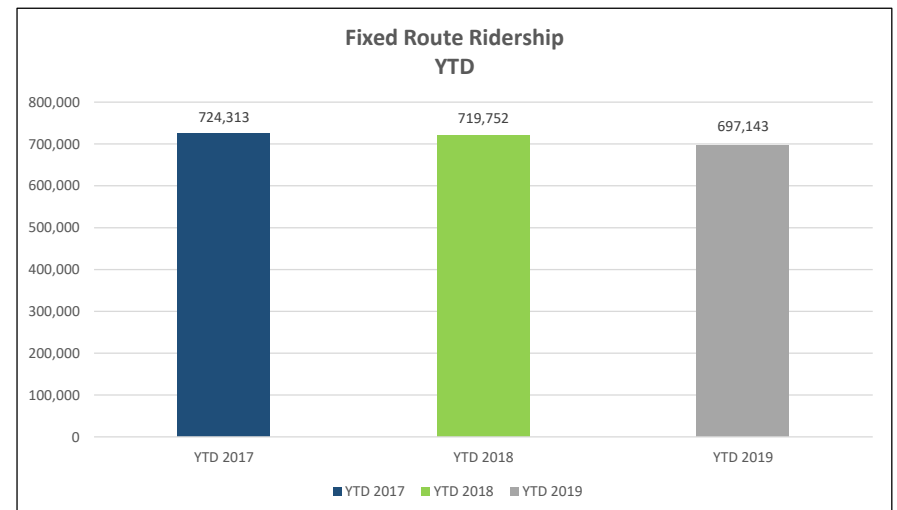
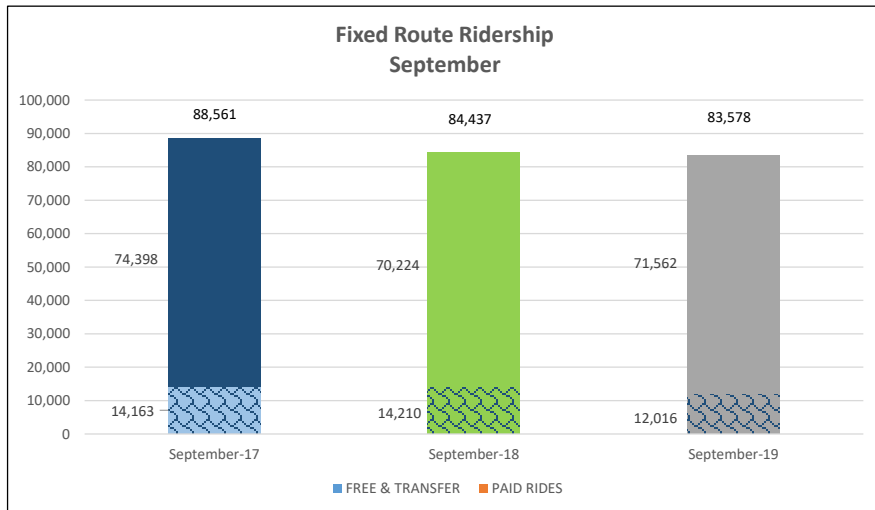
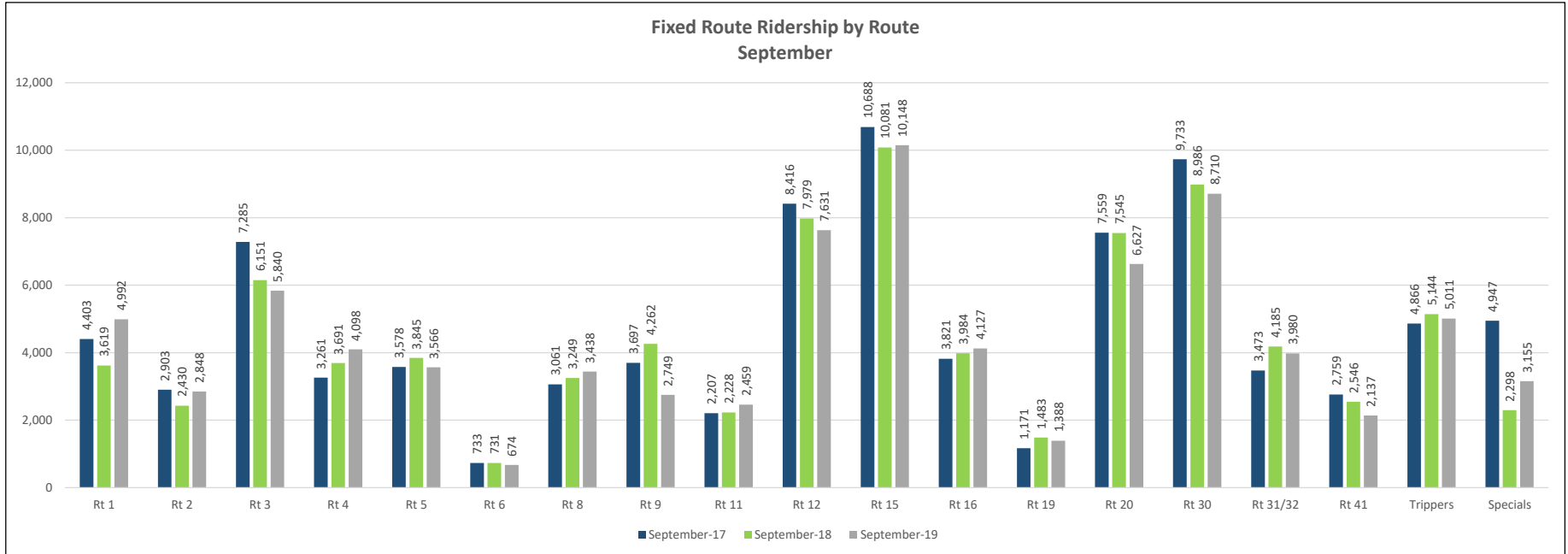
City of Appleton
VALLEY TRANSIT INCOME STATEMENT
For Nine Months Ending September 30, 2019

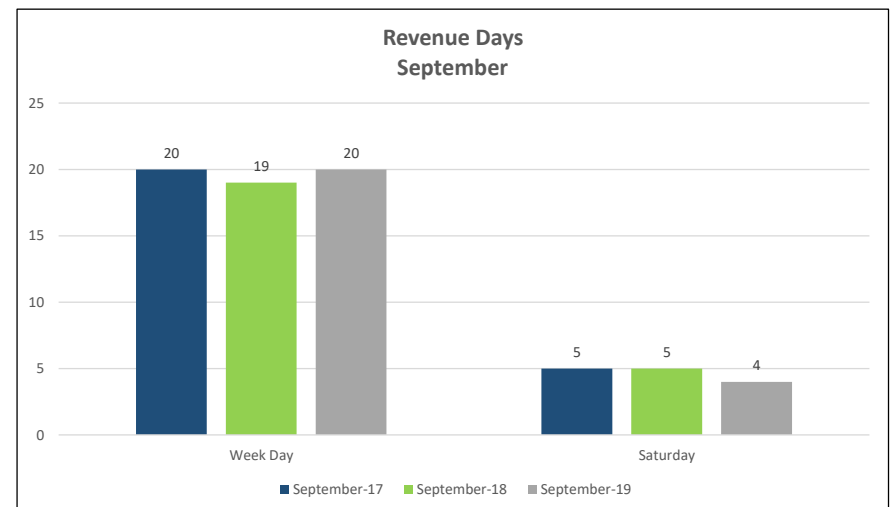
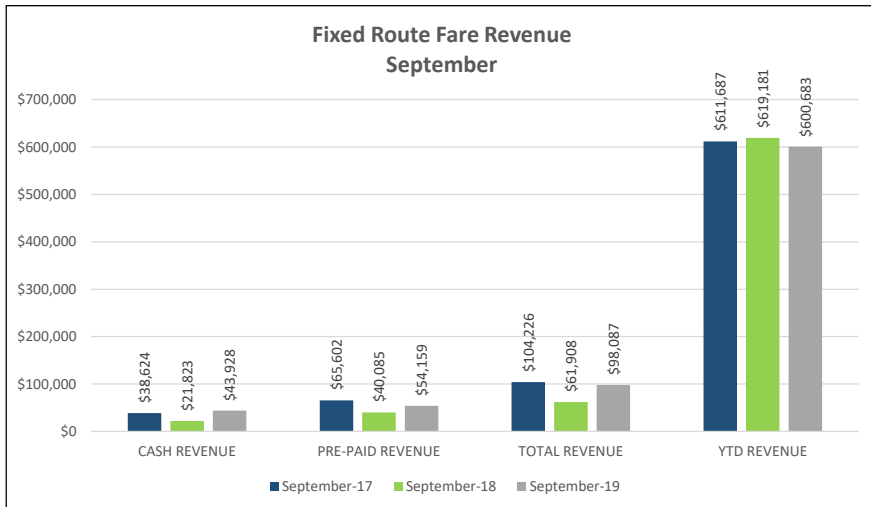
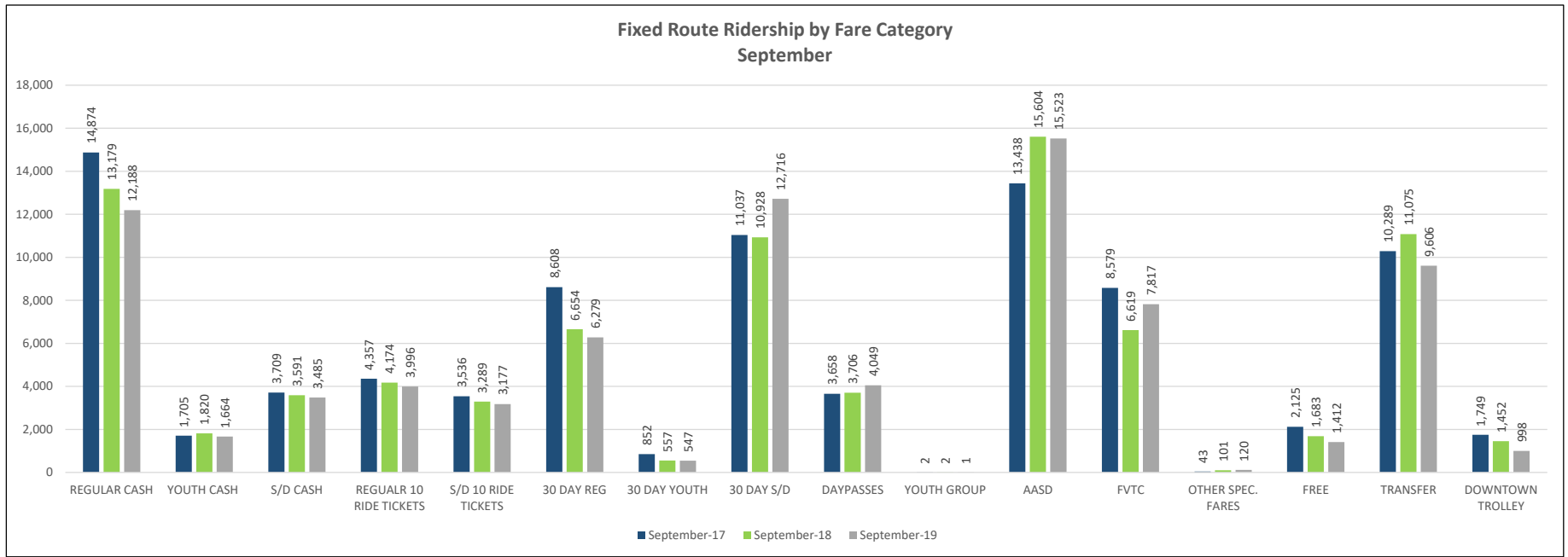
Description	Month of September Actual	Prior Year September	YTD As of September Actual	Prior YTD September	2019 Amended Budget	2019 % of Total Budget
Other Contracts/Obligations	603	1,207	24,423	39,408	99,472	24.55%
Purchased Services	276,396	256,519	2,725,725	2,610,783	3,939,456	69.19%
Electric	3,517	3,763	38,540	37,393	55,000	70.07%
Gas	77	179	14,777	14,841	25,000	59.11%
Water	1,319	1,442	5,827	5,609	7,850	74.23%
Waste Disposal/Collection	453	509	2,182	2,084	3,124	69.85%
Stormwater	1,994	1,747	7,673	6,753	9,401	81.62%
Telephone	998	1,341	11,703	10,304	8,600	136.09%
Utilities	8,358	8,981	80,703	76,984	108,975	74.06%
Building/Grounds Repair & Maintenance	-	121	4,909	3,756	-	0.00%
Vehicle Repair & Maintenance	-	-	4,406	26,791	17,450	25.25%
Equipment Repair & Maintenance	1,298	929	33,040	10,678	19,668	167.99%
FMD Charges & Material	-	8,768	84,176	92,021	129,226	65.14%
Software Support	5,263	2,806	50,361	26,804	73,800	68.24%
CEA Equipment Rental	-	-	-	-	2,000	0.00%
Repairs & Maintenance	6,561	12,624	176,893	160,050	242,144	73.05%
Total Operating Expenses	<u>748,979</u>	<u>721,069</u>	<u>7,009,152</u>	<u>6,883,066</u>	<u>10,538,733</u>	<u>66.51%</u>
OPERATING INCOME (LOSS)	<u>(625,883)</u>	<u>(596,355)</u>	<u>(5,824,858)</u>	<u>(5,657,963)</u>	<u>(8,775,145)</u>	
NON-OPERATING REVENUES						
Federal Support	-	1,666,269	4,699,491	2,177,976	11,098,079	42.35%
State Support	112,455	-	2,815,931	2,686,456	2,840,530	99.13%
Appleton Support	270,925	(595,483)	1,517,685	1,513,261	691,565	219.46%
Other Local Support	142,127	(661,080)	2,061,141	1,978,166	1,610,003	128.02%
Investment Income	-	(4,501)	78,983	8,823	12,500	631.86%
Donations	4,167	4,167	38,597	38,529	62,678	61.58%
Fund Balance Applied	-	-	-	-	-	0.00%
TOTAL NON-OPERATING REVENUE	<u>529,674</u>	<u>409,372</u>	<u>11,211,828</u>	<u>8,403,211</u>	<u>16,315,355</u>	<u>68.72%</u>
Buildings	6,775	3,516	6,775	118,576	20,000	33.88%
Machinery & Equipment	141,056	-	141,786	193,708	279,396	50.75%
Furniture & Fixtures	-	-	35,654	-	25,000	142.62%
Vehicles	2,775	-	4,066,197	-	9,531,007	42.66%
Capital Expenditures	<u>150,606</u>	<u>3,516</u>	<u>4,250,413</u>	<u>312,284</u>	<u>9,855,403</u>	<u>43.13%</u>
NET INCOME (LOSS)	<u>(246,815)</u>	<u>(190,499)</u>	<u>1,136,558</u>	<u>2,432,964</u>	<u>(2,315,193)</u>	

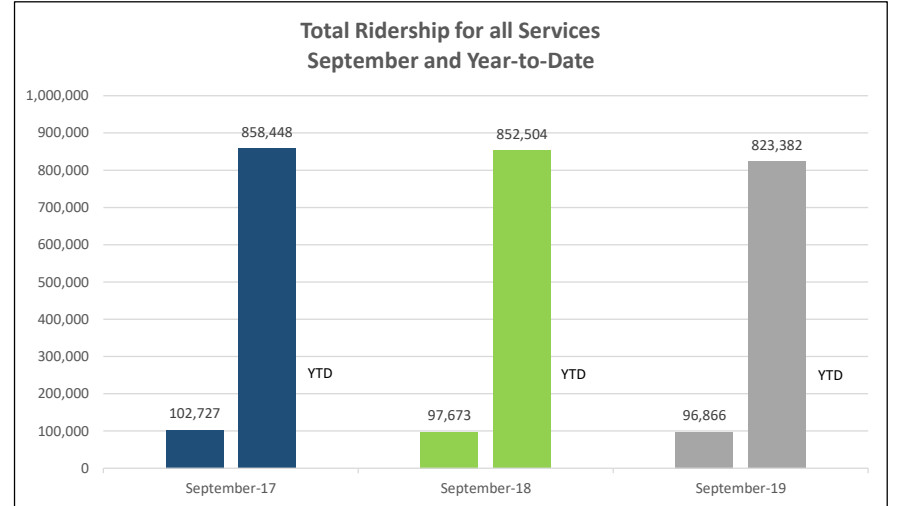
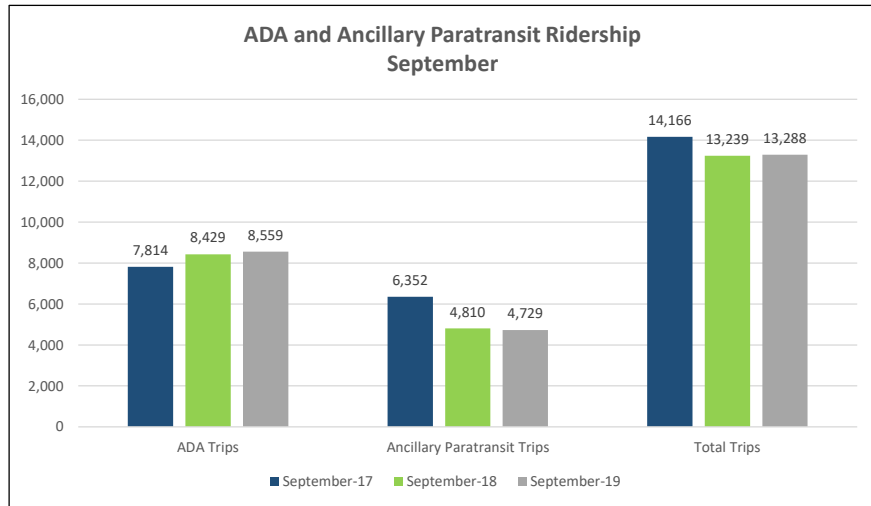
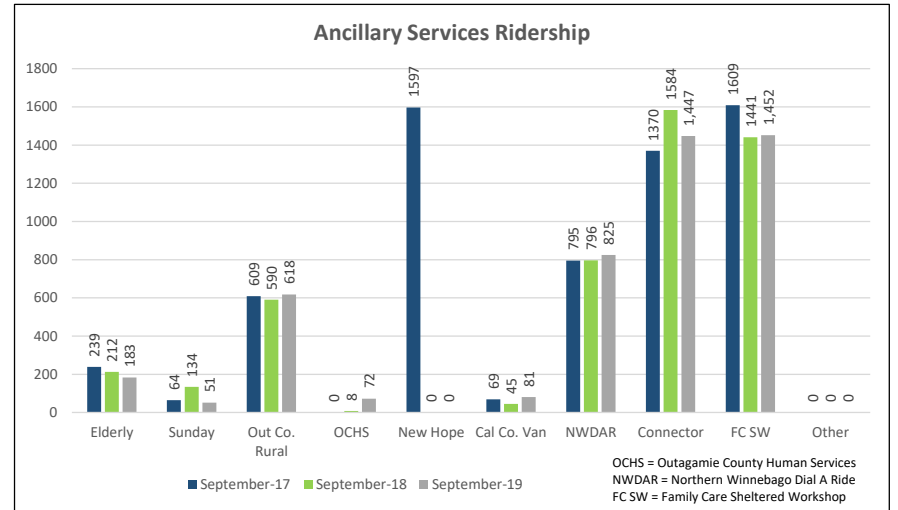
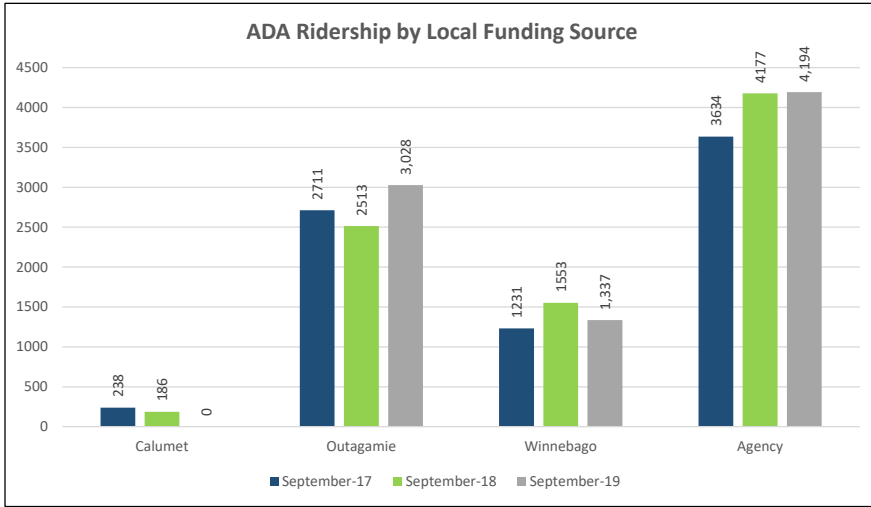
City of Appleton
PURCHASED TRANSPORTATION
For Nine Months Ending September 30, 2019

Description	Month of September Actual	Prior Year September	YTD As of September Actual	Prior YTD September	2019 Amended Budget	2019 % of Total Budget
PURCHASED TRANSPORTATION EXPENSE						
VTII - Disabled	160,199	150,363	1,499,260	1,386,348	1,975,740	75.88%
VTII - Elderly	2,535	3,424	35,008	35,110	64,120	54.60%
PT - Optional (Sunday)	349	2,164	11,835	14,987	21,984	53.84%
Family Care Sheltered Workshop	40,285	40,107	391,194	397,709	547,625	71.43%
Outagamie County Demand Response Rural	17,266	13,872	187,024	134,267	225,406	82.97%
Outagamie County Human Services Transportation	1,224	130	3,974	4,087	12,824	30.99%
Neenah Dial - A - Ride	8,705	11,144	101,189	104,664	150,920	67.05%
Calumet County New Hope	-	-	-	89,559	-	0.00%
Calumet County Van Service	921	1,532	20,498	20,176	34,650	59.16%
Connector - Extended Service Hours	21,892	28,860	287,126	278,386	487,808	58.86%
Connector - Extended Service Area	9,342	9,697	94,474	79,848	116,133	81.35%
Downtown Trolley	3,112	-	27,969	24,181	30,379	92.07%
Total Purchased Transportation	265,829	261,293	2,659,551	2,569,322	3,667,589	72.51%

Valley Transit Ridership Report September 2019



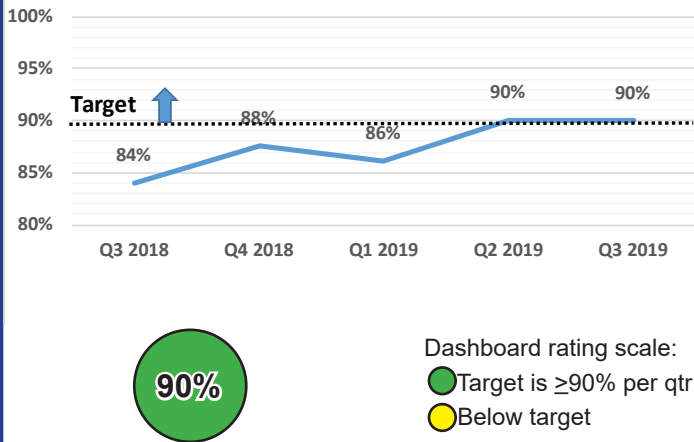




VALLEY TRANSIT

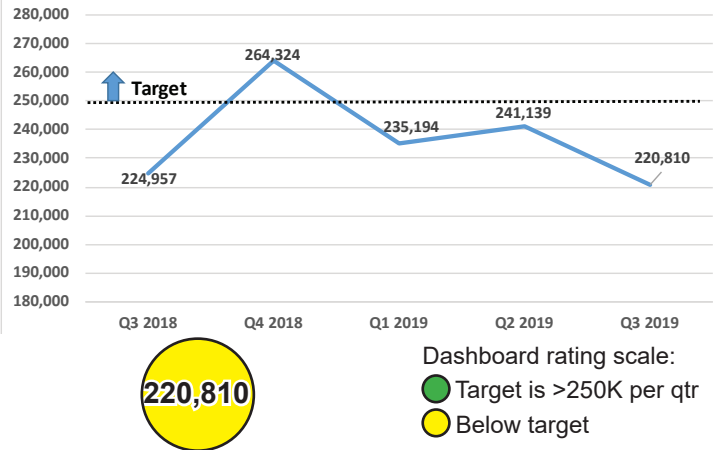
Key Performance Indicators - 2019, 3rd Quarter

ON TIME PERFORMANCE - FIXED ROUTE



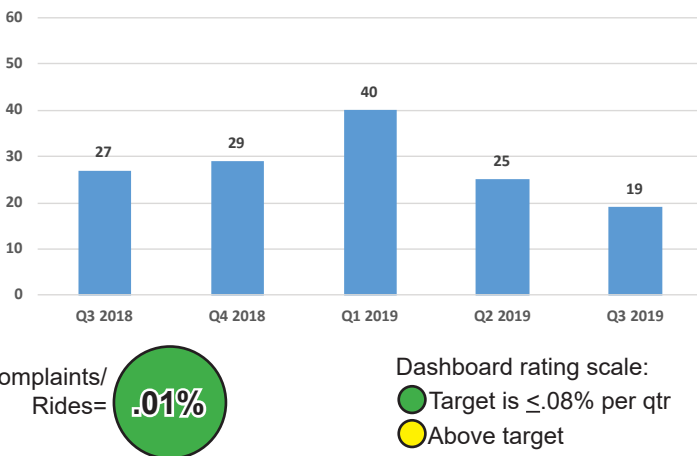
Data Source: DoubleMap ITS System Report

TOTAL PASSENGER TRIPS - FIXED ROUTE



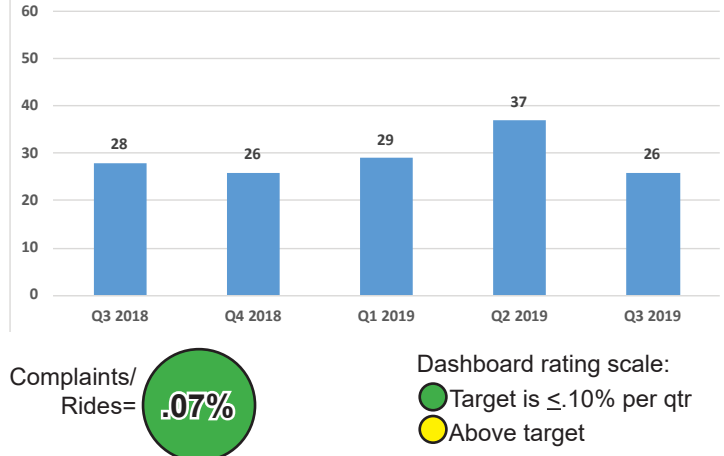
Data Source: GFI Fareboxes and Contractor Ridership Report

COMPLAINTS - FIXED ROUTE



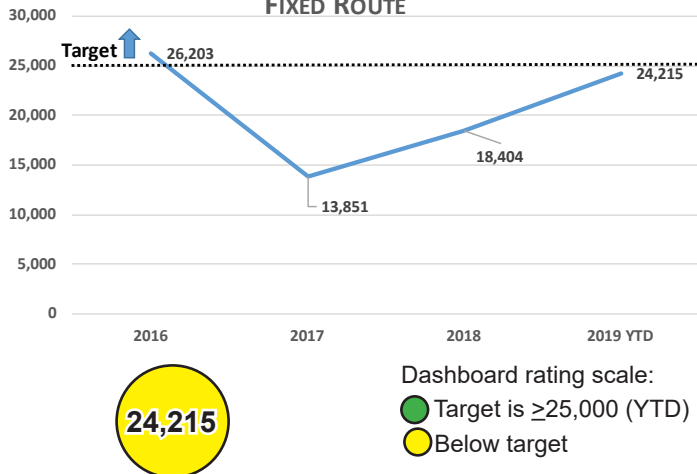
Data Source: Transit Input Reports

COMPLAINTS - PARATRANSIT



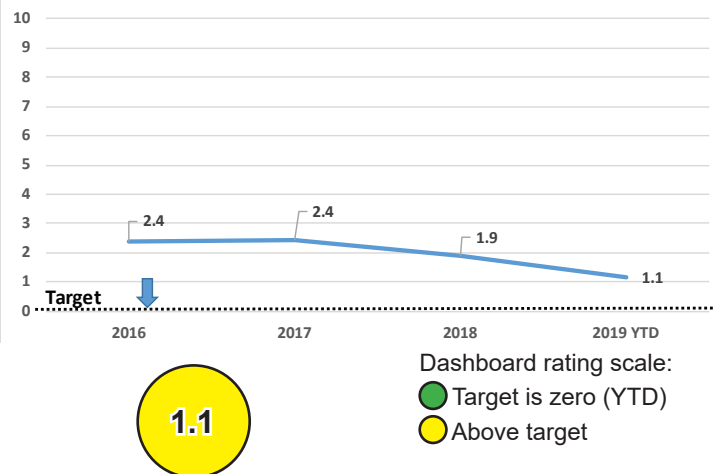
Data Source: Transit Input Reports

MILES BETWEEN ROAD CALLS - FIXED ROUTE



Data Source: Maintenance Staff & Transit Fleet Software - Road Call History Report

VEHICLE ACCIDENTS PER 100,000 MILES



Data Source: Transit Mutual Insurance

VALLEY TRANSIT

Key Performance Indicators - Definitions

On Time Performance

The line graph shows quarterly on time performance of the fixed route bus system. A bus is considered 'on time' if it arrives at each designated time point between one minute early and up to five minutes late. Each route has multiple time points along the route which are distributed to make sure that buses arrive at stops generally within the scheduled time frame. On time performance is calculated by dividing the number of on time stops at time points by all stops at time points.

On time performance is important to our customers because they need to know that we will regularly pick them up and get them to their destination on time. Weather, detours and schedule adjustments can impact on time performance.

Total Passenger Trips - Fixed Route

This indicator shows the quarterly number of trips provided by Valley Transit bus routes. A trip is counted each time a passenger gets on a bus. The total number of trips and a comparison from quarter to quarter provides a measure of the mobility/access provided to customers over time. Valley Transit's target is to provide over 1 million rides per year based on current service levels.

Complaints - Fixed Route & Paratransit

These charts by service mode display the total number of complaints received each quarter. The performance measure evaluates complaints as a percentage of rides. This measure indicates the level of concern customers have with the system. All complaints are investigated and resolved to improve customer service.

Note: Two different rating factors are used to measure fixed route and paratransit complaints as a percentage of rides. The .10% target for paratransit complaints is based on a '1 complaint for every 1,000 rides' standard that is used by the State of Wisconsin for Medicaid transportation. This same standard was adjusted for the fixed route target, since each trip via bus potentially includes transfers (1 complaint for every 1,250 rides).

Miles between Road Calls - Fixed Route

Miles between road calls is one indicator measuring the effectiveness of the preventative maintenance program. It tracks how often customers are inconvenienced by service disruptions due to vehicle break downs.

Note: Recent vehicle replacements have reduced Valley Transit's reliance upon aged buses. Newer vehicles are more reliable and as more fleet replacements occur, the miles between roads calls will likely increase.

Vehicle Accidents per 100,000 miles

This is an indicator used to measure the safety of fixed route bus operations. All accidents impact budget expenses, customer satisfaction, on time performance and consume staff time. By reviewing every accident, we can learn how to operate buses more defensively, reduce risk, reduce costs associated with accidents and revise procedures or conditions to help with accident prevention.